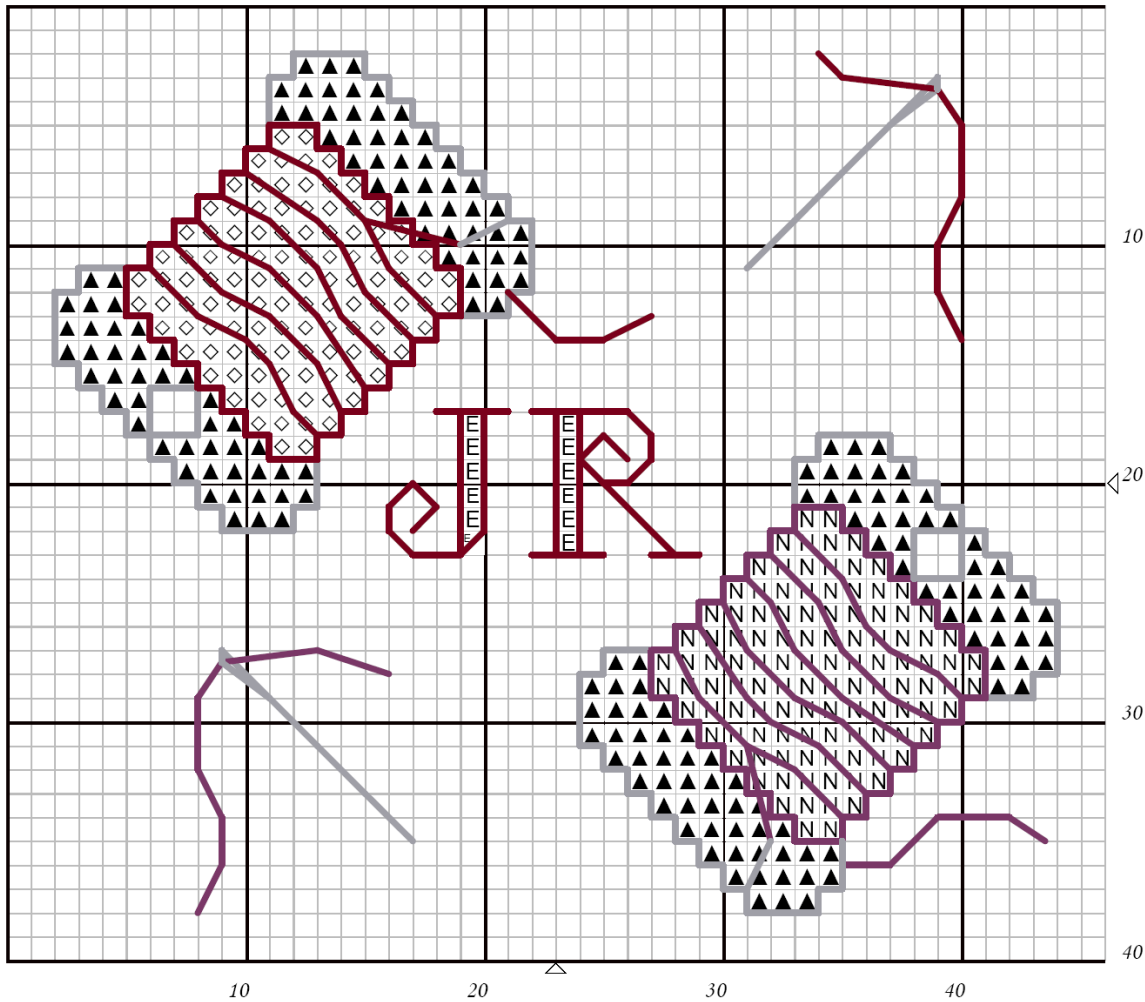




*FLOSS TAG*



*Floss Tag Front*



*Stitch Count: 42 x 36*  
*Fabric: Your Choice*  
*Model Stitched on 16 Ct Aida*

The chart design "FLOSS TAG" is the sole property of VeeandCo Cross\*Stitch Designs and is fully protected by copyright laws. You may not link this chart to any personal website or copy and/or distribute the chart in any way without the expressed written permission from VeeandCo. Every effort has been made to ensure the chart, diagram and instructions are correct. Copyright © 2008 VeeandCo Cross\*Stitch Designs.



*FLOSS TAG*




*Floss Tag Back*











*Stitch Count: 43 x 33*  
*Fabric: Your Choice*  
*Model Stitched on 16 Ct Aida*



*FLOSS TAG*




-  DMC 321 christmas red
-  DMC White white
-  DMC-318 steel gray - lt
-  DMC-814 garnet - dk

-  DMC 814 garnet - dk
-  DMC 554 violet - lt
-  DMC-552 violet - md
-  DMC-310 black

-  DMC 310 black

**French Knots:**

-  DMC-310 black

**General Directions:**

*All cross-stitches worked with 2 strands of floss, all back-stitching worked with one strand of floss.*

*Special thanks to JoAnn Robinson for model stitching and finishing this project and to Shirly Mays for her creative pen in writing the poem.*

*JoAnn used this tutorial to complete the Floss Tag:*

<http://snippetsandstash.blogspot.com/search/label/floss%20ring%20tag%20tutorial>