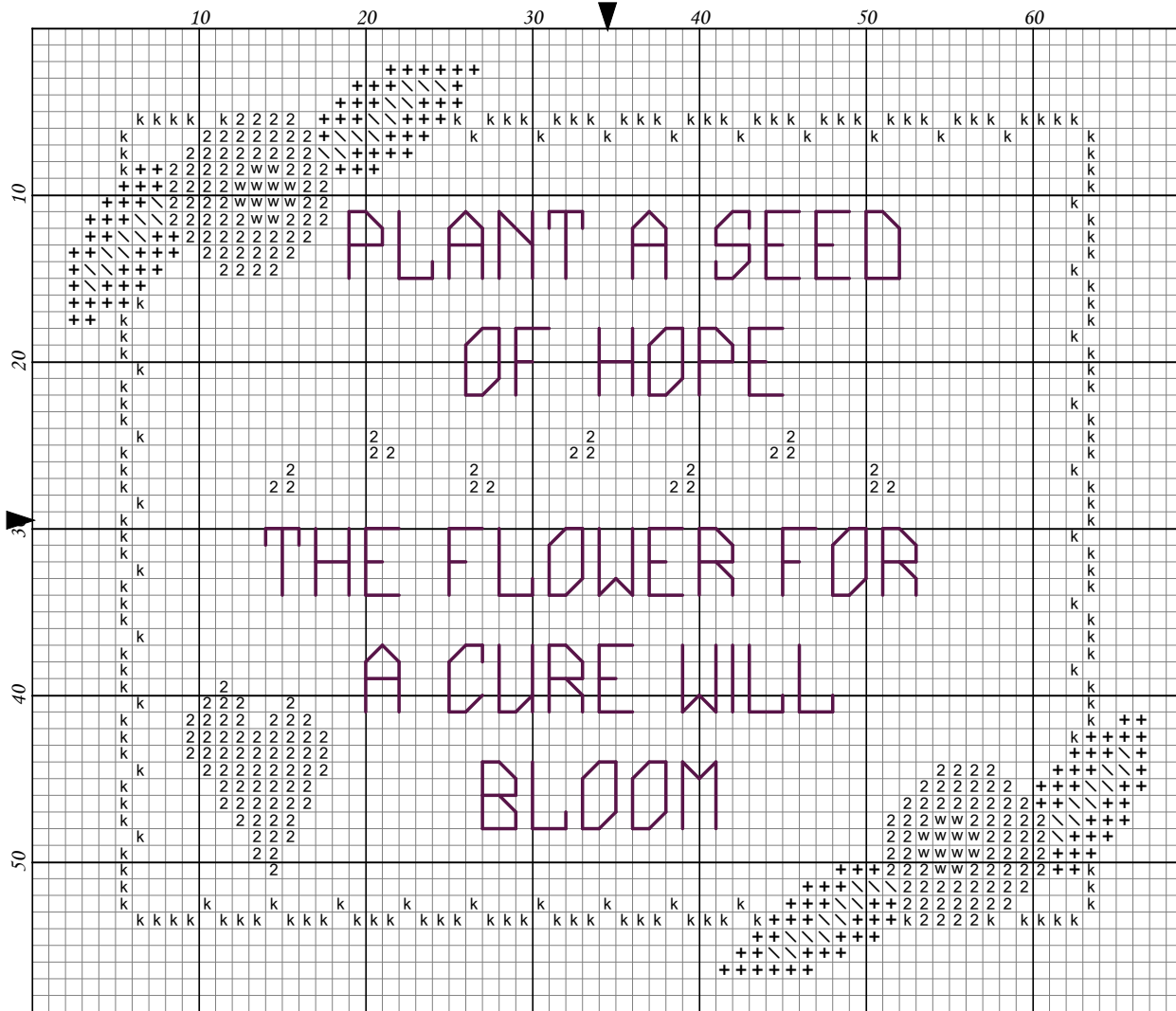


Plant A Seed Of Hope by Virginia Knutson



Legend:

k DMC-208

∖ DMC-501

+ DMC-503

w DMC-602

2 DMC-604

Backstitches:






— DMC-327

VeeandCo Cross Stitch Designs


Plant A Seed Of Hope

Author: *Virginia Knutson*
Company: *VeeandCo Cross Stitch Designs*
Copyright: *VeeandCo Cross Stitch Designs*
Grid Size: *69W x 59H*
Design Area: *4.64" x 3.93" (65 x 55 stitches)*

Legend:

 <i>DMC 208 lavender - vy dk</i>	 <i>DMC 503 blue green - md</i>	 <i>DMC 604 cranberry - lt</i>
 <i>DMC 501 blue green - dk</i>	 <i>DMC 602 cranberry - md</i>	

Backstitch Lines:

 *DMC-327 violet - vy dk*

Approx. size:

14/28count...4.93 by 4.21

16/32 count...4.31 by 3.69

18 count...3.83 by 3.28

Please feel free to use any count of fabric you wish. This will determine the size of your project.

General Chart Directions:

All cross stitches are worked using 2 strands of floss.

Backstitching:

Use 1 Strand of floss

If French Knots are used in this design, please feel free to use seed beads in place of them.

Please take the time to check out this very important fund-raising project:

<http://stitchingforacure.blogspot.com>

Please feel free to contact Virginia: Virginia@veeandco.com <<mailto:Virginia@veeandco.com>>

Copyright 2009, VeeandCo Cross*Stitch Designs. The chart design "Plant A seed Of Hope Ornamnet" is the sole property of VeeandCo Cross*Stitch Designs and are fully protected by copyright laws. This design was made as a fund raising project for the American Cancer Society. Every effort has been made to ensure that the enclosed chart, diagram and instructions are correct.