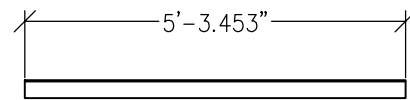
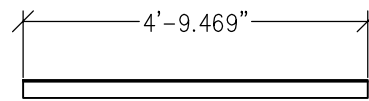


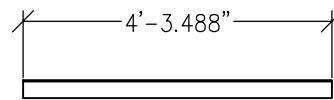
TA1
FABRICATE (5)



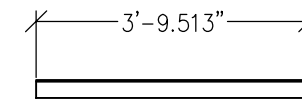
TA2
FABRICATE (1)



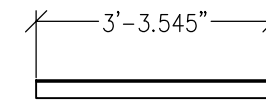
TA3
FABRICATE (1)



TA4
FABRICATE (1)



TA5
FABRICATE (1)



TA6
FABRICATE (1)

\angle 3x3x1/4

STRUTS TA1 -TA6

SCALE: 3/8"=1'-0"

DETAIL 113/ST709

MK MARK ON BEAM

APPROVED FOR FABRICATION

SHEET 1 OF 1

STEEL - U.N.O.

TYPE OF MEMBER	ASTM SPEC.	F_y
WIDE FLANGE SHAPES	A992	50 KSI
ALL OTHER SHAPES	A36	36 KSI
PLATE	A36 OR A572	36 KSI (MIN)
PIPE SECTIONS	A500 (GRADE B)	42 KSI
STRUCTURAL TUBING (SQ. OR RECT.)	A500 (GRADE B)	46 KSI
CONN. BOLTS	A307	36 KSI
HEADED SHEAR STUDS	A108	49 KSI
THREADED RODS	A36	36 KSI

STRUTS

SHOP DRAWINGS
WENATCHEE QUALITY WELDING
MOSES LAKE CMC CENTER

DWG: MOSES LAKE CMC CENTER.DWG

Paradise Ventures, Inc.

P.O. Box 2441
Wenatchee, WA 98807
509.670.9375 - FAX 881.2720

TA1-TA6

DRAWN BY: COOKE
CHECKED BY:

DATE: 01-08-2011