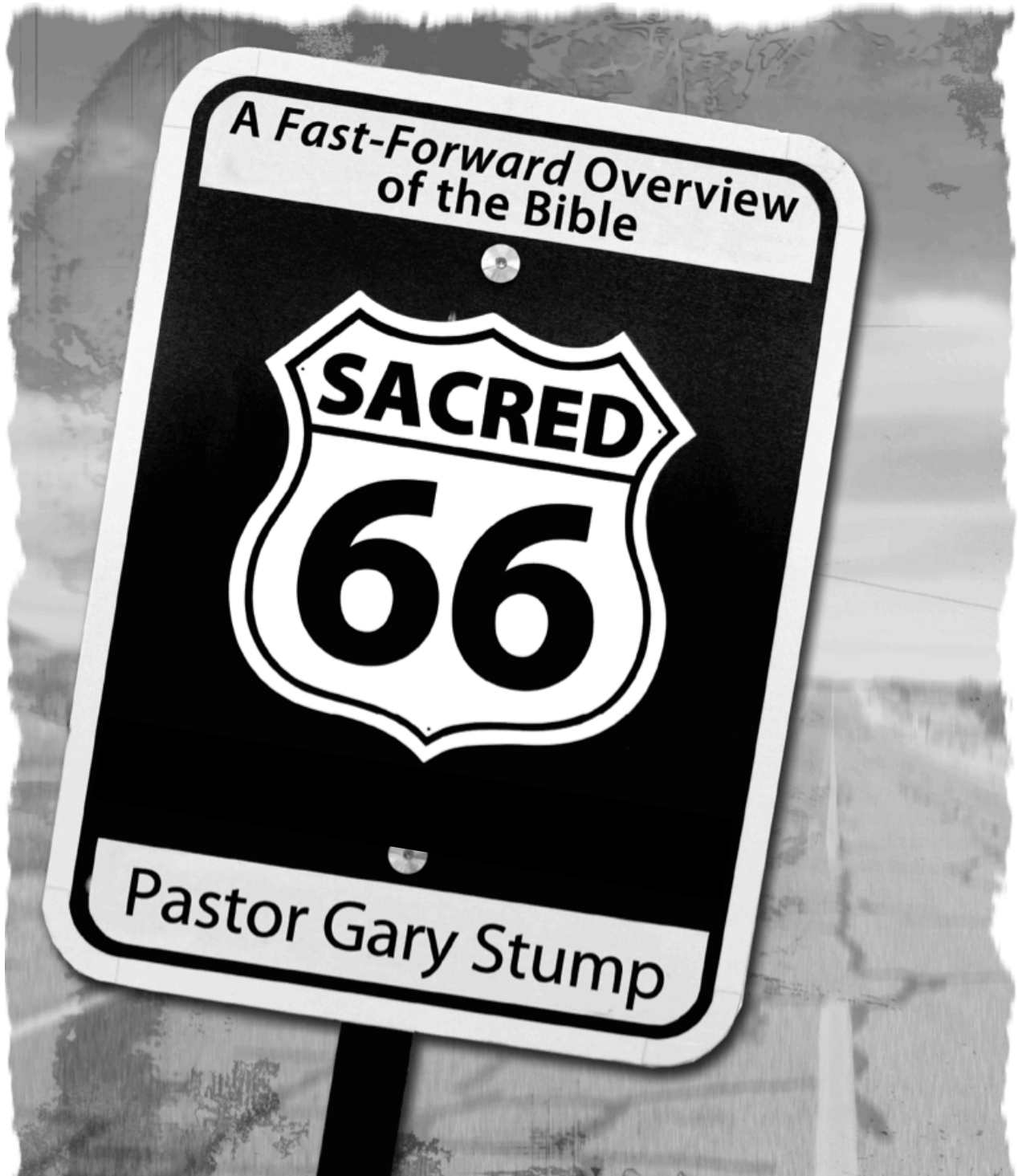


# THRU THE BIBLE



An 8-Week Inductive Bible Study "Thru the Bible:" with introduction to the major themes of the Bible



## Leader's Guide for Session #1 "Thru the Bible"

### Desired Results for Session #1

To learn the major themes of the Bible

To understand the chronological history of the Bible

To recognize the story of God and His pursuit of man

To become more proficient in using the Star Method in a Group Bible Study

**Materials Needed:** A copy of this Leader's Guide; Each member of the group will be expected to bring their own Bible and pen/paper for note taking

**Suggested Time for this session=90 minutes**

### FIRST THIRD-LOOKING BACK (30 minutes)

10 minutes **Pastoral care** – Open with a brief prayer asking for God's guidance and blessing on your time together. Ask your group members to gather into groups of three and to share what has been going on in their life. Instruct them to share in bullet point form, one highlight and one challenge from the past week. Encourage them to allow opportunities for everyone to share.

5 minutes **Worship** – Choose some form of group worship such as: singing; listening to a song; reading the words of a song; or reading a portion of Scripture.

10 minutes **Accountability** – Say, "Each meeting we will be developing an action step as part of our study that we will attempt to accomplish before the next meeting. This way we are learning by doing. This is our first week so there is nothing to share today, but next time we will use a few minutes to share how we did in accomplishing our action step."

5 minutes **Vision-Casting – Tell your group members...**  
"Our purpose for this study is to gain an understanding of what the Bible is all about. We want to provide an overview of the major concepts and themes of the Bible. We will do this by actually digging into the Bible each lesson. We encourage you to make a commitment to be at each meeting. In only 8 sessions we believe you will have a basic understanding of the Bible. It is our further goal to provide you with the materials and concepts for you to be able to share this study with others if you so desire."

### SECOND THIRD-LOOKING UP (30 minutes)

30 minutes **New Lesson—Introduction:** Say, "The Bible is the most read, revered and controversial book in the history of the world. It is estimated that there are over 6 billion copies currently in print—that is almost one for every person on planet earth. What is the reason for the popularity of this book? What are the major themes of the Bible? How can we understand what it is saying—especially for us today?"

"The Bible was written between 2000BC and 100AD by 40 different human authors and tells one consistent story of God's pursuing us to be in a right relationship with Himself. It is divided into two major parts: Old Testament and New Testament. The Old Testament covers a period of time from approximately 4000BC to 400BC. The New Testament was written between 45AD and 95AD.

"Over the next 8 sessions together we will explore the key passages of the Bible and discuss the major teachings and themes of this book.

"We will begin from the book of beginnings, Genesis. In it we are told that God created the universe and then created humans. The first two humans were Adam and Eve. They lived in a perfect environment that God had provided for them. The following is a timeline of the major characters in the book of Genesis:

4000BC—Adam in the Garden of Eden (Genesis 1-5)

2500BC—Noah and the flood (Genesis 6-9)

2000BC—Abraham (Genesis 12-25)

1900BC—Jacob (Genesis 26-36)

1800BC—Joseph (Genesis 37-50)

Maybe the most significant thing we can read in Genesis to begin our study of the Bible is Genesis chapter 3."

Read Genesis 3:1-24 out loud in your group. Then explain the Star Method (see instructions below).

### **Steps for using the Star Method to Study the Bible:**

1. First, read the passage aloud. (Can take turns if in a group)
2. Each person then reads back over the passage on their own and looks for these 3 things:
  - a. Anything that stands out or draws the attention of the reader. **Mark these things with a Star. (★)**
  - b. Anything that the reader finds hard to understand or have a question about. **Mark these things with a Question Mark. (?)**
  - c. Anything that applies personally to the reader's life or that they feel directs them to do something. **Mark these with an Arrow. (→)**
3. Each person should try to write down **at least one thing, but no more than three**, under each category.
4. Each person should then share things they have marked with a **Star** and discuss them with the group. Everyone shares all their Stars first before you go on to the Question Marks.
5. Each person should share things they have marked with a **Question Mark** and the group should try to work out answers for each. A core value is to never answer a question unless you know the answer. A perfectly acceptable answer is, "I don't know, but let's both look into this and see what we find out for next time."
6. Each person should then share things they have marked with an **Arrow** and discuss them with the group.

### **FINAL THIRD-LOOKING ONWARD (30 minutes)**

30 minutes **PRACTICE:** Each member of the group should develop an "I will" statement as an action step to be accomplished before the next meeting. Be sure to write this action step in a way that will be very clear, obtainable, and measurable. The Missional Group Leader will record these and we can help one another reach our goals.

**SET GOALS & CLOSE IN PRAYER:** Remind everyone that the idea is to set attainable, measurable goals which include applying what you have learned and who you might share this information with during the next 2 weeks.

## ADDITIONAL RESOURCES

### **Discussion Points & FAQs:**

**How could Eve be talking to a serpent?** Not sure how this worked. It seems incredibly strange to us that Eve could have been talking to a reptile, but she doesn't seem surprised by this so maybe animals communicated with humans before sin entered the world. It was not the serpent speaking that should have alarmed them. Rather, it was the fact that he was causing them to doubt God's instructions (Genesis 3:1), contradicting God (Genesis 3:4), and calling God's motives into question (Genesis 3:5). That should have been enough to cause both Eve and Adam to stop talking to the serpent.

**What did the serpent say to challenge God's authority?** Notice that he brought doubt to the mind of Eve about what God had said. The devil still does this today by tempting people to disbelieve God's word.

**Who ate the fruit first?** Eve ate first and so she might have been deceived, but when she offered the fruit to Adam, he intentionally ate and willfully disobeyed God.

**What excuses did they give for their sin?** Adam blamed Eve for his disobedience. Eve blamed the serpent. People often provide excuses, but excuses don't excuse people from the consequences of their sin.

**What consequences did God describe as a result of their sin: for the serpent, for Eve, for Adam?**

- God told the serpent that he would forever afterward crawl on the ground in the dirt (like a snake), and promised that a redeemer would be born from the "seed of the woman" who would crush the serpent's head with His heel. This is a direct prophecy of God sending His Son into the world, born of a virgin, to defeat the power of sin and death.
- To Eve God proclaimed that women would now experience pain in childbirth (this is to represent that another sinner has been born into the world). God also predicted that there would be strife in marriage over a desire to control one another.
- To Adam God predicted that men would face serious challenges as they tried to farm the land. Work would no longer be a joy, but would include many difficulties.

**Why did God kill animals to cover Adam and Eve?** The penalty for sin was death, therefore to cover sin a life must be given and blood sacrificed. God was teaching this to Adam and Eve so they would know that a sacrifice must be made for their sin.

**Why did God kick them out of the Garden of Eden?** At first this sounds like God was angry and didn't want them to live in the luxury of the Garden any longer, but at closer examination we read that the purpose for sending them out of the Garden was so that they would be unable to eat of the "Tree of Life" and live forever in their fallen sinful condition.

### **Additional Helps and Tools:**

- Use more than one Bible version (i.e. New Living Translation, English Standard Version; New International Version). By comparing different versions, often a question is answered.
- ESV Study Bible: the notes can help you understand various Bible issues and provide additional information.
- *Sacred Sixty-Six Bible Overview* by Pastor Gary

## Leader's Guide for Session #2 "Thru the Bible"

### Desired Results for Session #2

- To gain a better understanding of the organization of the Bible
- To learn the chronological timeline of the books of the Old Testament
- To identify the various themes and genres of the Old Testament
- To examine the significance of the Ten Commandments
- To practice using the Sword Method for group Bible study

**Materials Needed:** A copy of this Leader's Guide; Each member of the group will be expected to bring their own Bible and pen/paper for note taking

**Suggested Time for this session = 90 minutes**

### FIRST THIRD—LOOKING BACK (30 minutes)

- 10 minutes     **Pastoral care** – Open with a brief prayer asking for God's guidance and blessing on your time together. Ask your group members to gather into groups of three and to share what has been going on in their life. Instruct them to share in bullet point form, one highlight and one challenge from the past week. Encourage them to allow opportunities for everyone to share.
- 5 minutes     **Worship** – Choose some form of group worship such as: singing; listening to a song; reading the words of a song; or reading a portion of Scripture.
- 10 minutes     **Accountability** – Say, "*At our last meeting we were encouraged to develop action steps as part of our study using the things we marked with Arrows during the Star Method. These action steps were to be specific about what we will attempt to accomplish before the next meeting. Now is the time to report to the group on how we did. I will go first and then others can share.*"
- 5 minutes     **Vision-Casting**—Tell your group members...  
*"Remember that our purpose for this study is to gain a better understanding of what the Bible is all about and to be able to share this information with others. We want to provide an overview of the major concepts and themes of the Bible. We encourage you to make a commitment to be at each of our 8 meeting.. In addition, we hope to provide you with the various resources and concepts for you to share this study with others if you so desire."*

### SECOND THIRD-LOOKING UP (30 minutes)

- 30 minutes     **New Lesson— Introduction:** Say, "*Open the front of your Bible and let's look at the Table of Contents. On this you will see the books of the Bible listed. Here is an overview of the organization of the Bible.*
- Genesis, Exodus, Leviticus, Numbers, and Deuteronomy:* *These books are called The Law and were written by Moses. They cover the time from creation through 1400BC when the children of Israel were poised to enter the Promised Land of Canaan—basically modern Israel. Moses formalized the way the people approached God in worship through a system of animal sacrifices.*

Joshua to Esther: The next 12 books detail the history of Israel from entering the Promised Land under the leadership of Joshua until 400BC which coincides with the end of the Old Testament.

Job, Psalms, Proverbs, Ecclesiastes and Song of Solomon: These books were written in Hebrew poetry and give wisdom from God and praise to God.

Isaiah, Jeremiah, Lamentations, Ezekiel, and Daniel: These books are called the Major Prophets, not because what they said was more important, but because the books are more extensive. They cover a crucial time in Israel's history (700 to 500BC) when God was declaring both His consequences for their sin and His future salvation because of His love.

Hosea to Malachi: These 12 books are called the Minor Prophets and cover a period of time between 800BC and 400BC. Malachi was the last prophet in the Old Testament and declared that the next prophet would "prepare the way for the Lord's arrival on earth."

At the end of Genesis, the children of Israel had moved to Egypt. Approximately 400 years passed, and the Egyptians had enslaved them. God sent Moses to Pharaoh to demand that he would release the Israelites from slavery so they could enter the Promised Land. During Pharaoh's refusal 10 different plagues afflicted the Egyptian people until the final plague, death of all the firstborn, caused him to release the Jews. The Israelites were saved from death through institution of the Passover. Moses led them into the wilderness and to Mt. Sinai where he received special instruction from God. We call this, The Ten Commandments. Let's turn to Exodus 20 and discover this together."

Read **Exodus 20:1-17**. Using the Sword Method, discuss this chapter.  
(The Sword Method Bible study is explained below)

### **FINAL THIRD-LOOKING ONWARD (30 minutes)**


30 minutes

**PRACTICE:** Each member of the group should develop an "I will" statement as an action step to be accomplished before the next meeting. Be sure to write this action step in a way that will be very clear, obtainable, and measurable. The Missional Group Leader will record these and we can help one another reach our goals.

**SET GOALS & CLOSE IN PRAYER:** Remind everyone that the idea is to set attainable, measureable goals which include applying **what** you have learned and **who** you might share this information with during the next 2 weeks.

## Sword Method

1. What does this Scripture say about God?



3. Is there a sin to avoid?

5. What am I going to do?

4. Is there a promise to claim?

2. What does this Scripture say about me?

**The Sword Method** has been used very successfully in places all over the world. The word of God is often likened to a sword ("*For the word of God is living and active. Sharper than any double-edged sword*" Hebrews 4:12). Think of holding a sword by the handle and the blade pointing up. The point is pointing upward toward God so ask, "What does this passage say about God?" You're holding the handle so ask, "What does this passage say about me or about people?" One side of the blade could represent the question, "As a result of this passage is there a sin to avoid?" The other side of the blade could represent the question, "Is there a promise to claim?" Finally, a sword is to be used which reminds us to ask the question, "As a result of this passage, what am I going to do?"

## ADDITIONAL RESOURCES

### **Additional Helps and Tools:**

- Use more than one Bible version (i.e. New Living Translation, English Standard Version; New International Version). By comparing different versions, often a question is answered.
- ESV Study Bible: the notes can help you understand various Bible issues and provide additional information.
- "[Sacred Sixty-Six Bible Overview](#)" by Pastor Gary Stump

## Leader's Guide for Session #3 "Thru the Bible"

### Desired Results for Session #3

- To gain a better understanding of the Bible
- To identify the various themes and genres of the Old Testament
- To understand the nature and character of God
- To practice using the Star Method for group Bible study

**Materials Needed:** A copy of this Leader's Guide; Each member of the group will be expected to bring their own Bible and pen/paper for note taking

**Suggested Time for this session = 90 minutes**

### FIRST THIRD—LOOKING BACK (30 minutes)

- 10 minutes     **Pastoral care** – Open with a brief prayer asking for God's guidance and blessing on your time together. Ask your group members to gather into groups of three and to share what has been going on in their life. Instruct them to share in bullet point form, one highlight and one challenge from the past week. Encourage them to allow opportunities for everyone to share.
- 5 minutes     **Worship** – Choose some form of group worship such as: singing; listening to a song; reading the words of a song; or reading a portion of Scripture.
- 10 minutes     **Accountability** – Say, *"At our last meeting we were encouraged to develop an "I will" statement action step as part of our study using the Sword Method. These action steps were to be specific about what we will attempt to accomplish before the next meeting. Now is the time to report to the group on how we did. I will go first and then others can share."*
- 5 minutes     **Vision-Casting**—Tell your group members...  
*"Remember that our purpose for this study is to gain a better understanding of what the Bible is all about and to be able to share this information with others. We want to provide an overview of the major concepts and themes of the Bible. We encourage you to continue being here for all 8 meetings. If you have questions, please be sure to speak up."*

### SECOND THIRD-LOOKING UP (30 minutes)

- 30 minutes     **New Lesson— Introduction:** Say, "After the children of Israel entered the Promised Land they entered a time of prosperity. This prosperity prompted them to forget to worship God and brought times of great struggle as God disciplined them for their disobedience. God's appointed representatives led the nation until the people requested a king. God selected Saul as their first king and David as the second king (c. 1000BC). King David was called a man after God's own heart and he led the nation to follow the Lord. David wrote many songs (called Psalms) that praised God for His loving care for His people. Today we will look at one of his songs of praise.

Turn in your Bible to Psalm 103. There are many people who think God in the Old Testament is harsh and judgmental, while God in the New Testament is more loving and kind. So let's read this Psalm to better understand the eternal character and nature of God."



**Read Psalm 103:1-22.** Use the Star Method to discuss this passage.

**Steps for using the Star Method to Study the Bible:**

1. First, read the passage aloud. (Can take turns if in a group)
2. Each person then reads back over the passage on their own and looks for these 3 things:  
Anything that stands out or draws the attention of the reader. **Mark these things with a Star. (★)**  
Anything that the reader finds hard to understand or have a question about. **Mark these things with a Question Mark. (?)**  
Anything that applies personally to the reader's life or that they feel directs them to do something. **Mark these with an Arrow. (→)**
3. Each person should try to write down at least one thing, but no more than three, under each category.
4. Each person should then share things they have marked with a Star and discuss them with the group. Everyone shares all their Stars first before you go on to the Question Marks.
5. Each person should share things they have marked with a Question Mark and the group should try to work out answers for each. A core value is to never answer a question unless you know the answer. A perfectly acceptable answer is, "I don't know, but let's both look into this and see what we find out for next time."
6. Each person should then share things they have marked with an Arrow and discuss them with the group.

**FINAL THIRD-LOOKING ONWARD (30 minutes)**

30 minutes **PRACTICE:** Each member of the group should develop an "I will" statement as an action step to be accomplished before the next meeting. Be sure to write this action step in a way that will be very clear, obtainable, and measurable. The Missional Group Leader will record these and we can help one another reach our goals.

**SET GOALS & CLOSE IN PRAYER:** Remind everyone that the idea is to set attainable, measurable goals which include applying **what** you have learned and **who** you might share this information with during the next 2 weeks.

**ADDITIONAL RESOURCES**

**Additional Helps and Tools:**

- Use more than one Bible version (i.e. New Living Translation, English Standard Version; New International Version). By comparing different versions, often a question is answered.
- ESV Study Bible: the notes can help you understand various Bible issues and provide additional information.
- "*Sacred Sixty-Six Bible Overview*" by Pastor Gary Stump

## Leader's Guide for Session #4 "Thru the Bible"

### Desired Results for Session #4

To gain a better understanding of the Bible

To identify the various themes and genres of the Old Testament

To understand an overview of the books of prophecy in the Old Testament

To practice using the Steven Method for group Bible study

**Materials Needed:** A copy of this Leader's Guide; Each member of the group will be expected to bring their own Bible and pen/paper for note taking

### Suggested Time for this session = 90 minutes

#### FIRST THIRD—LOOKING BACK (30 minutes)

10 minutes **Pastoral care** – Open with a brief prayer asking for God's guidance and blessing on your time together. Ask your group members to gather into groups of three and to share what has been going on in their life. Instruct them to share in bullet point form, one highlight and one challenge from the past week. Encourage them to allow opportunities for everyone to share.

5 minutes **Worship** – Choose some form of group worship such as: singing; listening to a song; reading the words of a song; or reading a portion of Scripture.

10 minutes **Accountability** – Say, *"By now we should begin to understand that the Lord intended the Bible to be obeyed, not just known. How did we do this week in keeping our "I will" statements? I'll go first..."*

5 minutes **Vision-Casting**—Tell your group members...  
*"Remember that our purpose for this study is to gain a better understanding of what the Bible is all about and to be able to share this information with others. We want to provide an overview of the major concepts and themes of the Bible. We encourage you to continue being here for all 8 meetings. If you have questions, please be sure to speak up."*

#### SECOND THIRD—LOOKING UP (30 minutes)

30 minutes **New Lesson— Introduction:** Say, "Throughout the Old Testament God was moving toward the time when He would send a Redeemer into the world to provide the ultimate sacrifice for our sin. From immediately after the first sin (remember Genesis 3), when God promised this Redeemer, all of the sacrifices had been a representation of the coming Messiah. The Law, the books of history, the books of poetry and the prophets all looked forward to this future Savior. Jesus said, *'You search the Scriptures because you think they give you eternal life. But the Scriptures point to me!'* (John 5:39,NLT). To summarize the books of prophecy we can read Isaiah 53 written about 700 years before Christ."

**Read Isaiah 53:1-12 out loud.** Use the "Steven Method" to discuss this passage.

### **Steps for using the Steven Method to Study the Bible:**

- A. First, read the passage aloud. (Can take turns if in a group)
- B. Lead everyone in a discussion using the following questions:
  1. What did you like about this passage?
  2. What is something in the passage that bothered you or left you confused?
  3. Based on this Scripture what can you observe is true about people?
  4. Based on this passage what is true about God?
  5. What do you need to do in response to this story? {Something to obey}

Write an "I will" statement below to describe what you will do as a result of studying this Scripture today.

### **FINAL THIRD-LOOKING ONWARD (30 minutes)**

30 minutes     **PRACTICE:** Each member of the group should develop an "I will" statement as an action step to be accomplished before the next meeting. Be sure to write this action step in a way that will be very clear, obtainable, and measurable. The Missional Group Leader will record these and we can help one another reach our goals.

**SET GOALS & CLOSE IN PRAYER:** Remind everyone that the idea is to set attainable, measurable goals which include applying **what** you have learned and **who** you might share this information with during the next 2 weeks.

### **ADDITIONAL RESOURCES**

#### **Additional Helps and Tools:**

- Use more than one Bible version (i.e. New Living Translation, English Standard Version; New International Version). By comparing different versions, often a question is answered.
- ESV Study Bible: the notes can help you understand various Bible issues and provide additional information.
- "*Sacred Sixty-Six Bible Overview*" by Pastor Gary Stump  
See "Overview of Events of Last Days" p. 57  
See "Fulfilled Prophecy" p. 58

## Leader's Guide for Session #5 "Thru the Bible"

### Desired Results for Session #5

To gain a better understanding of the Bible

To identify the various themes and genres of the New Testament

To understand an overview of the birth, life and ministry of Jesus in the Gospels

To practice using the Steven Method for group Bible study

**Materials Needed:** A copy of this Leader's Guide; Each member of the group will be expected to bring their own Bible and pen/paper for note taking

### Suggested Time for this session = 90 minutes

#### FIRST THIRD—LOOKING BACK (30 minutes)

10 minutes **Pastoral care** – Open with a brief prayer asking for God's guidance and blessing on your time together. Ask your group members to gather into groups of three and to share what has been going on in their life. Instruct them to share in bullet point form, one highlight and one challenge from the past week. Encourage them to allow opportunities for everyone to share.

5 minutes **Worship** – Choose some form of group worship such as: singing; listening to a song; reading the words of a song; or reading a portion of Scripture.

10 minutes **Accountability** – Say, *"When Jesus called his first disciples by the shore of the sea of Galilee he said, 'Follow me and I will make you fishers of men' (Mark 1:17). In this He gave us a pattern: (1) we are to follow Him (obey Him) and (2) fish for people (tell them about Jesus). Last week we shared an 'I will' statement with each other because the Lord intended the Bible to be obeyed, not just known. How did we do this week in keeping our 'I will' statements? I'll go first..."*

5 minutes **Vision-Casting**—Tell your group members...  
*"Remember that our purpose for this study is to gain a better understanding of what the Bible is all about and to be able to share this information with others. We want to provide an overview of the major concepts and themes of the Bible. We encourage you to continue being here for all 8 meetings. If you have questions, please be sure to speak up."*

#### SECOND THIRD—LOOKING UP (30 minutes)

30 minutes **New Lesson— Introduction:** Say, "Today we come to the New Testament. Turn to the Table of Contents in your Bible and let's see how the New Testament is made up. The first four books are called Gospels. These are written to tell the story of Jesus for the purpose that people would believe in Him and have eternal life. Next is the book of Acts which tells the story of the early church for about 30 years after Jesus was resurrected. Then there are 13 books or letters (Romans thru Philemon) written by the Apostle Paul to churches and people to encourage them how to live as Christians. The next 8 letters were written by various writers to Christians everywhere—especially Jewish Christians who were scattered around the world because of persecution. The last book is Revelation and describes the end times and the return of Christ to establish His kingdom on earth.

"For 400 years there had not been a prophet in Israel. God remained silent until it was time for Jesus to be born in Bethlehem to a virgin named Mary, and her fiancé, Joseph. Jesus is the single most influential person who has ever lived, yet he never traveled more than a few dozen miles from home. He didn't write any books or hold any political office. He only ministered for about 3 years and yet his legacy still impacts billions of people today—almost 2000 years later. How can this be? Today we will consider what the Bible says about him. Let's turn to John chapter 1."

**Read John 1:1-34.** Use the Steven Method to discuss this passage.

**Steps for using the Steven Method to Study the Bible:**

- A. First, read the passage aloud. (Can take turns if in a group)
- B. Lead everyone in a discussion using the following questions:
  1. What did you like about this passage?
  2. What is something in the passage that bothered you or left you confused?
  3. Based on this Scripture what can you observe is true about people?
  4. Based on this passage what is true about God?
  5. What do you need to do in response to this story? {Something to obey}

Write an "I will" statement below to describe what you will do as a result of studying this Scripture today.

**FINAL THIRD-LOOKING ONWARD (30 minutes)**

30 minutes **PRACTICE:** Each member of the group should develop an "I will" statement as an action step to be accomplished before the next meeting. Be sure to write this action step in a way that will be very clear, obtainable, and measurable. The Missional Group Leader will record these and we can help one another reach our goals.

**SET GOALS & CLOSE IN PRAYER:** Remind everyone that the idea is to set attainable, measureable goals which include applying **what** you have learned and **who** you might share this information with during the next 2 weeks.

**ADDITIONAL RESOURCES**

**Additional Helps and Tools:**

- Use more than one Bible version (i.e. New Living Translation, English Standard Version; New International Version). By comparing different versions, often a question is answered.
- ESV Study Bible: the notes can help you understand various Bible issues and provide additional information.
- "[Sacred Sixty-Six Bible Overview](#)" by Pastor Gary Stump

## Leader's Guide for Session #6 "Thru the Bible"

### Desired Results for Session #6

To gain a better understanding of the Bible

To identify the various themes and genres of the New Testament

To understand the crucifixion, burial and resurrection of Jesus in the Gospels

To practice using the Steven Method for group Bible study

**Materials Needed:** A copy of this Leader's Guide; Each member of the group will be expected to bring their own Bible and pen/paper for note taking

### Suggested Time for this session = 90 minutes

#### FIRST THIRD—LOOKING BACK (30 minutes)

10 minutes **Pastoral care** – Open with a brief prayer asking for God's guidance and blessing on your time together. Ask your group members to gather into groups of three and to share what has been going on in their life. Instruct them to share in bullet point form, one highlight and one challenge from the past week. Encourage them to allow opportunities for everyone to share.

5 minutes **Worship** – Choose some form of group worship such as: singing; listening to a song; reading the words of a song; or reading a portion of Scripture.

10 minutes **Accountability** – Say, "How are you doing in obeying? Our purpose is not to simply know the Bible, but to obey the Bible. Jesus asked, 'Why do you call me Lord and not do the things I say?' (Luke 6:46). The Bible says, 'knowledge puffs up, but love builds up' (1 Corinthians 8:1b) and 'if you love me obey my commandments' (John 14:15). Last time you wrote an 'I will' statement. How did it go?"

5 minutes **Vision-Casting**—Tell your group members...  
*"Our objective is to provide an overview of the entire Bible by helping people discover it for themselves. You are learning different methods of inductive Bible study—you discover the meaning of a passage as opposed to being told the meaning. Learning these methods will provide you with the tools needed to better understand all parts of the Bible. We encourage you to continue being here for all 8 meetings. If you have questions, please be sure to speak up."*

#### SECOND THIRD-LOOKING UP (30 minutes)

30 minutes **New Lesson— Introduction:** Say, "Jesus began his ministry after he was baptized by John. He taught a new way of living in God's kingdom summarizing all the commandments with "love God with all your heart, soul, mind and strength, and love your neighbor as yourself." He performed many miracles: He walked on water, turned water into wine, fed 5000, healed the sick, cast out demons and even raised the dead. Even those who opposed him could not refute his miracles. But more importantly, he continually reminded people that his mission was to suffer and die for the sins of all people and then to rise from the dead. Today let's look at the most significant event in human history: the death and resurrection of Jesus Christ. At about 9 am they nailed Jesus to the cross. Let's pick up the story from there... Turn in your Bible to Matthew 27:45."

Read **Matthew 27:45-28:20**. Use the Steven Method to discuss this passage.

**Steps for using the Steven Method to Study the Bible:**

- A. First, read the passage aloud. (Can take turns if in a group)
- B. Lead everyone in a discussion using the following questions:
1. What did you like about this passage?
  2. What is something in the passage that bothered you or left you confused?
  3. Based on this Scripture what can you observe is true about people?
  4. Based on this passage what is true about God?
  5. What do you need to do in response to this story? {Something to obey}

Write an "I will" statement below to describe what you will do as a result of studying this Scripture today.

**FINAL THIRD-LOOKING ONWARD (30 minutes)**

30 minutes **PRACTICE:** Each member of the group should develop an "I will" statement as an action step to be accomplished before the next meeting. Be sure to write this action step in a way that will be very clear, obtainable, and measurable. The Missional Group Leader will record these and we can help one another reach our goals.

**SET GOALS & CLOSE IN PRAYER:** Remind everyone that the idea is to set attainable, measurable goals which include applying **what** you have learned and **who** you might share this information with during the next 2 weeks.

**ADDITIONAL RESOURCES**

**Additional Helps and Tools:**

- Use more than one Bible version (i.e. New Living Translation, English Standard Version; New International Version). By comparing different versions, often a question is answered.
- ESV Study Bible: the notes can help you understand various Bible issues and provide additional information.
- "*Sacred Sixty-Six Bible Overview*" by Pastor Gary Stump

## Leader's Guide for Session #7 "Thru the Bible"

### Desired Results for Session #7

- To gain a better understanding of the Bible
- To identify the various themes and genres of the New Testament
- To better understand Paul's explanation of the victorious Christian life
- To become more proficient using the Star Method for group Bible study

**Materials Needed:** A copy of this Leader's Guide; Each member of the group will be expected to bring their own Bible and pen/paper for note taking

**Suggested Time for this session = 90 minutes**

### FIRST THIRD—LOOKING BACK (30 minutes)

- 10 minutes     **Pastoral care – Pastoral care** – Open with a brief prayer asking for God's guidance and blessing on your time together. Ask your group members to gather into groups of three and to share what has been going on in their life. Instruct them to share in bullet point form, one highlight and one challenge from the past week. Encourage them to allow opportunities for everyone to share.
- 5 minutes     **Worship** – Choose some form of group worship such as: singing; listening to a song; reading the words of a song; or reading a portion of Scripture.
- 10 minutes     **Accountability** – Say, "How are you doing in carrying out your 'I will' statements? Remember that our purpose in this study is not to simply know the Bible, but to obey the Bible. In James 1:22 we read "But be doers of the word, and not hearers only, deceiving yourselves". Let's each share how well we carried out our statements from our last meeting.
- 5 minutes     **Vision-Casting**—Tell your group members...  
*"Our objective is to provide an overview of the entire Bible by helping people discover it for themselves. You are learning different methods of inductive Bible study which helps you discover the meaning of a passage as opposed to being told the meaning. You will now be able to share these study methods with others as you study the Bible with others. We encourage you to continue being here for all 8 meetings. If you have questions during our study, please be sure to speak up."*

### SECOND THIRD—LOOKING UP (30 minutes)

- 30 minutes     **New Lesson— Introduction:** Say, "After Jesus raised from the dead he showed himself to hundreds of people over a period of 40 days. Then he was taken into heaven and promised to return. Ten days later, the church began as Peter preached about Jesus' death and resurrection. The message of the good news about God's salvation through Jesus was proclaimed throughout the known world. Tens of thousands of people responded by becoming followers of Christ. One of the important leaders of the church was a former Jewish leader who became the Apostle Paul. He wrote many important letters to the Christians in churches all over the world. One of the great letters he wrote was the book of Romans. Chapter 8 of this book is one of the most important passages in the Bible. Today we will look at this amazing chapter."



Turn in your Bible to **Romans chapter 8**. Use the Star Method to discuss this passage.

**Steps for using the Star Method to Study the Bible:**

1. First, read the passage aloud. (Can take turns if in a group)
2. Each person then reads back over the passage on their own and looks for these 3 things:
  - a. Anything that stands out or draws the attention of the reader. **Mark these things with a Star. (★)**
  - b. Anything that the reader finds hard to understand or have a question about. **Mark these things with a Question Mark. (?)**
  - c. Anything that applies personally to the reader's life or that they feel directs them to do something. **Mark these with an Arrow. (→)**
3. Each person should try to write down **at least one thing, but no more than three**, under each category.
4. Each person should then share things they have marked with a **Star** and discuss them with the group. Everyone shares all their Stars first before you go on to the Question Marks.
5. Each person should share things they have marked with a **Question Mark** and the group should try to work out answers for each. A core value is to never answer a question unless you know the answer. A perfectly acceptable answer is, "I don't know, but let's both look into this and see what we find out for next time."
6. Each person should then share things they have marked with an **Arrow** and discuss them with the group.

**FINAL THIRD-LOOKING ONWARD (30 minutes)**

30 minutes **PRACTICE:** Each member of the group should develop an "I will" statement as an action step to be accomplished before the next meeting. Be sure to write this action step in a way that will be very clear, obtainable, and measurable. The Missional Group Leader will record these and we can help one another reach our goals.

**SET GOALS & CLOSE IN PRAYER:** Remind everyone that the idea is to set attainable, measureable goals which include applying **what** you have learned and **who** you might share this information with during the next 2 weeks.

**ADDITIONAL RESOURCES**

**Additional Helps and Tools:**

- Use more than one Bible version (i.e. New Living Translation, English Standard Version; New International Version). By comparing different versions, often a question is answered.
- ESV Study Bible: the notes can help you understand various Bible issues and provide additional information.
- "*Sacred Sixty-Six Bible Overview*" by Pastor Gary Stump

## Leader's Guide for Session #8 "Thru the Bible"

### Desired Results for Session #8

To gain a better understanding of God's story as presented in the Bible

To learn more about the events leading up, and culminating with the return of Jesus to the earth

To practice using the Sword Method for group Bible study

**Materials Needed:** A copy of this Leader's Guide; Each member of the group will be expected to bring their own Bible and pen/paper for note taking

**Suggested Time for this session=90 minutes**

### FIRST THIRD—LOOKING BACK (30 minutes)

- 10 minutes **Pastoral care** – Open with a brief prayer asking for God's guidance and blessing on your time together. Ask your group members to gather into groups of three and to share what has been going on in their life. Instruct them to share in bullet point form, one highlight and one challenge from the past week. Encourage them to allow opportunities for everyone to share.
- 5 minutes **Worship** – Choose some form of group worship such as: singing; listening to a song; reading the words of a song; or reading a portion of Scripture.
- 10 minutes **Accountability** – Say, "At our last meeting we were encouraged to develop action steps as part of our study using the things we marked with Arrows during the Star Method. These action steps were to be specific about what we will attempt to accomplish before this meeting. Now is the time to report to the group on how we did. I will go first and then others can share.
- 5 minutes **Vision-Casting – Tell your group members...**  
"As we complete the last lesson of our overview of the Bible, we have reviewed some of the main events, stories, and characters in God's story. In this final lesson we gain a better understanding of the events that lead up to and follow the Second Coming of Jesus to earth. Perhaps the best news is the victory we will have as followers of Jesus Christ. This is the victory we want to share with our loved ones who don't yet know Him and so it should drive us to be more committed than ever to carry out the Great Commission as we live out our daily lives"

### SECOND THIRD-LOOKING UP (30 minutes)

- 30 minutes **NEW LESSON-- Introduction: Say,** "As people heard the good news about eternal life through faith in Jesus, tens of thousands believed and were gathered into churches all over the known world. Many of the books of the New Testament provide guidance for Christian living. But when Jesus was taken into heaven, he promised to return again and establish His kingdom on earth. His return means that the world will experience peace and justice and His benevolent rule as King of kings. There are many events that will happen but will culminate with Jesus' return. We can read about this in Revelation 20."

Turn in your Bible to **Revelation 20** and read this chapter slowly. Use the Sword Method to discuss this passage.


### Sword Method

1. What does this Scripture say about God?

3. Is there a sin to avoid?

5. What am I going to do?

4. Is there a promise to claim?



2. What does this Scripture say about me?

**The Sword Method** has been used very successfully in places all over the world. The word of God is often likened to a sword ("*For the word of God is living and active. Sharper than any double-edged sword*" Hebrews 4:12). Think of holding a sword by the handle and the blade pointing up. The point is pointing upward toward God so ask, "What does this passage say about God?" You're holding the handle so ask, "What does this passage say about me or about people?" One side of the blade could represent the question, "As a result of this passage is there a sin to avoid?" The other side of the blade could represent the question, "Is there a promise to claim?" Finally, a sword is to be used which reminds us to ask the question, "As a result of this passage, what am I going to do?"

### FINAL THIRD-LOOKING ONWARD (30 minutes)

30 minutes **PRACTICE:** Each member of the group should develop an "I will" statement as an action step to be accomplished before the next meeting. Be sure to write this action step in a way that will be very clear, obtainable, and measurable. The Missional Group Leader will record these and we can help one another reach our goals.

**SET GOALS & CLOSE IN PRAYER:** Remind everyone that the idea is to set attainable, measurable goals which include applying **what** you have learned and **who** you might share this information with during the next 2 weeks.

## Onward Ministries, Inc. story...

At the time God called me (Pastor Gary) to begin Onward church I was introduced to the story of a missionary by the name of Ying Kai\*. In 2001 Ying Kai had been assigned as a missionary to an unreached people group of 20 million people in a country in the Far East. For the five years prior to this new assignment, he had been effective in planting one new church per year, and personally discipling about 60 people per year. He was receiving accolades for his effectiveness as a missionary.

But as he considered the overwhelming responsibility of trying to have an impact on 20 million people, he realized that if he kept doing what he had been doing he would never make a dent in reaching these unreached people. As he turned to the Lord in prayer and meditated on the Great Commission (Matthew 28:18-20), the Lord's instructions for pursuing his new assignment were there. The Great Commission instructs that we are to go, not invite them to come to us; that everyone is to be engaged in attempting to reach everyone, everywhere; and we are to make disciples, not church members or converts.

With these new marching orders, Ying Kai began by teaching a group of 30 Christians how to make disciples who would know how to make disciples. During the next 10 years, he was used of God to begin a movement that planted more than 158,000 churches and baptized 1.7 million people.

This story was overwhelming to me. For the ten years prior to starting Onward, I had been part of a church plant that was 10 years old and was among the top 1% most successful church plants in America. In its 10-year history (2001 to 2011) it had baptized 1000 people—covering the same 10 years as Ying Kai's work in the Far East...1000 compared to 1,700,000.

I came to realization that in my 21 years as a pastor I had encouraged, challenged, rebuked, motivated, inspired and even scolded Christians toward disciple-making, but I had never taught them how to make a disciple. As a matter of fact, it had never occurred to me that it was my first responsibility as a pastor to "equip the saints for the work of ministry" (Ephesians 4:11-13) by teaching them how to make disciples who were able to

make disciples (2 Timothy 2:2). I asked the Lord for forgiveness and determined to teach everyone how to make disciples.

At the same time, it seems to me that Christians in America have completely abdicated their responsibility for disciple making. Christians have found ways to rationalize their habitual disobedience to the Great Commission. But in their defense, few Christians have any idea how to make disciples—they have never been taught.

So this is the purpose of this T4T process, this system, and these lessons: to teach us how to make disciples. And not just to make disciples, but to make disciples who know how to make disciples. Ying Kai called these people "trainers." The idea is to train trainers who can train trainers. It is in the built-in multiplication process that we see the explosion of the work of God by sending many workers into His harvest (Matthew 9:37-38).

\* *T4T: A Discipleship Re-Revolution* by Steve Smith with Ying Kai

**About Pastor Gary L. Stump**, Onward Church, Fishers, Indiana. Gary tells, "As a native Hoosier I was in the business world for almost 20 years, but became a pastor after my wife was killed when our car was hit by a drunk driver. It left me with four children to rear. Through this experience God taught me the value of my faith and my family in a profound way. In 1989 I remarried, Kathy, and together we raised our four children—all of whom are now married and faithfully serving the Lord through the ministries of their local churches. In addition to the four children, we have one more son born in 1998, and fourteen grandchildren. One of my greatest joys is having all the kids and grandkids over to our house for dinner. The chaos and noise is awesome! For recreation I root for the Colts, play golf and fish with my son in the pristine streams and rivers of upstate New York." Gary Studied at Indiana University, The American College, Crossroads Bible College and The Southern Baptist Theological Seminary. Email: [gary@garystump.org](mailto:gary@garystump.org).



PO Box 681 • Fishers, IN 46038 • 317.513.0227 • [www.onwardchurch.org](http://www.onwardchurch.org)