


Small Ornaments 2015

These ornaments are samples of all the ones I made for Christmas in 2015. I did not write out all of the patterns because they are all very similar. Ones not shown here just have a few different stitch counts or arrangements. Most of the buttons are about ½ “ using size 20 thread; to use a different size button or thread the stitch counts might need to be adjusted. Have fun with these and try improvising a few of your own!



R = ring Ch = chain - = picot
-- = progressively larger/smaller picot
sp = small picot vsp = very small picot
+ = join SS = switch shuttles
Sht1 = shuttle 1 Sht2 = shuttle 2 RW = reverse work
DNRW = do not reverse work

<http://wandasknottythoughts.blogspot.com/>
wandasknottythoughts@gmail.com



Small Ornament #1

4 hole button

All Rs to button are 4+4

R1 to hole #1 RW

*Ch 5 - 1 - 1 - 5 RW


R2 to hole #1 RW

Ch 7 - 1 - 1 - 7 RW

R3 to hole #2 RW

Repeat from * continuing pattern

Join last Ch to base of R1



Small Ornament #2

4 Hole button

*R1 3+3 to hole #1 RW

Ch 3-2-2-3 RW *

Repeat between * 2 xs
for Rs 2 & 3

^R4 3+3 to hole #2 RW

Ch 3-2-2-3 RW ^

Repeat between ^ 2 xs
for Rs 5 & 6

#R7 to hole #7 RW

Ch 3-2-2-3 RW ^


Repeat between # 2 xs
for Rs 8 & 9

%R10 to hole #7 RW

Ch 3-2-2-3 RW %

Repeat between % 2 xs
for Rs 11 & 12

Join last Ch to base of R1



Small Ornament #3

4 Hole Button

All Rs to button are 3+3

All Sht2 Rs are 3-3

R1 to hole #1 RW

Ch 3 -2 - 2 - 3 DNRW SS

Sht2 R DNRW SS

Ch 3 -2 - 2 - 3 RW

R2 to hole #1 RW

Ch 3 -2 - 3 DNRW SS

Sht2 R DNRW SS

Ch 3 -2 - 3 RW

R3 to hole #2 RW

Repeat from beginning following
the same pattern

Join last chain to base of R1



Small Ornament #4

4 Hole Button

All Rs joined to button are 3+3

All Sht2 Rs are 3-3-3

R1 to hole #1 RW

*Ch 5 DNRW SS

Sht2 R DNRW SS

Sht1 Ch 5 RW

R2 to hole #1 RW

Ch 9 DNRW SS


Sht2 R DNRW SS

Sht1 Ch 9 RW

R3 to hole #2 RW*


Repeat between * 3 times advancing
Holes in button as shown.

Join last Ch to base of R1



Small Ornament #5

All Rs joining to button are 4+4
 All Sht2 Rs are 3-3
 Chs between R1 & R2 is 7
 Chs between R2 & R3 is 3
 Chs between R3 & R4 is 5
 Chs between R4 & R5 is 7
 Chs between R5 & R6 is 5
 Chs between R6 & R7 is 3
 Chs between R7 & R8 is 7
 Chs between R8 & R9 is 3
 Chs between R9 & R10 is 5
 Chs between R10 & R11 is 7
 Chs between R11 & R12 is 5
 Chs between R12 & R1 is 3



Small Ornament #6

2 hole button
 All Rs joining to button are 3+3
 R1 to hole #1 RW
 Ch 3 -2 - 2 - 3 RW
 R2 to hole #1 RW
 Ch 5 -2 - 2 - 5 RW
 R3 to hole #1 RW
 Ch 3 -2 - 2 - 3 RW
 R4 to hole #1 RW
 Ch 7 -2 - 2 - 7 RW
 Repeat from beginning for
 Rs 5, 6, 7, & 8
 In 2nd hole of button