



**SouthEastern
Arizona
Governments
Organization**

**Transportation
Planning
Department**

1403 W. Highway 92
Bisbee, AZ 85603
520-432-5301 Office
520-432-5858
www.seago.org
transportation@seago.org

**Southeastern
Arizona Regional**

**TRANSPORTATION
COORDINATION
PLAN
UPDATE
2016-2017**

**Serving Region VI
Cochise, Graham,
Greenlee
& Santa
Cruz
Counties**

TABLE OF CONTENTS

Introduction	3
The Federal Transit Administration	4
SEAGO Region VI Map	5
Coordination Plan Goals	6
The Coordination Process	7
Mobility Management Contact Information	8
SEAGO Mobility Management Priorities	9
Assessment of Needs Summary	10
Assessment of Needs by Population	11
Assessment of Needs by Geographic Area	12
SEAGO Region 5310 Funding Priorities	13
FY15 Section 5310 Applicants	14
Provider Directory	15
Individual Agency Descriptions	16
Cochise County Funding Estimates	38
Graham Greenlee Funding Estimates	39
Santa Cruz Funding Estimates	40
Attachment A: SEAGO Region Provider Listing	41
Attachment B: Vehicles Inventory/Availability	45
Attachment C: SEAGO Project Priority Matrix	53
Attachment D: Inter-City Services	55
Attachment E: Resources	59

Introduction

Federal Transit Law requires that projects selected for funding under the Elderly Individuals and Individuals with Disabilities (Section 5310) programs be derived from a locally developed, coordinated public transit-human services transportation plan. The purpose of the plan is to identify the transportation needs of individuals with disabilities, older adults, and people with low incomes, provide strategies for meeting these needs, and prioritize transportation services for funding and implementation.

SEAGO recognizes that the transit environment is dynamic and ever changing. As a result, SEAGO reviews and updates the plan on an annual basis. This Plan Update includes updated regional demographic data as well as updated information on new and existing transportation providers serving the transportation dependent and disadvantaged populations in the region.

SEAGO utilizes a process that includes representatives of public, private and nonprofit transportation and human services providers, elected officials, and public participation identify transit needs/service gaps and to establish priorities in order to make informative funding decisions for specialized transportation services.

This plan update will focus on the 2016-2017 State fiscal year and will be updated once again in May 2017.

THE FEDERAL TRANSIT ADMINISTRATION (FTA)

The Federal Transit Administration (FTA) Section 5300 Rural Public Transportation Programs provide funds for capital, administrative, operating, and training assistance to local public bodies and nonprofit organizations for the operation of public transportation services in non-urbanized areas.

TRANSIT/TRANSPORTATION PROGRAMS

Section 5310 - Enhanced Mobility of seniors and Individuals with Disabilities

This program provides funding to assist with costs for mobility management activities, the purchase of capital equipment, and operations to meet the mobility needs of seniors (sixty five years of age and over) and individuals with disabilities of any age. **The former New Freedom Program (5317)** is folded into this (5310) program. The New Freedom program provided operating and capital funding to address the transportation needs of persons with disabilities above and beyond those required by the Americans with Disabilities Act (ADA). Eligible activities under the 5317 Program are now eligible under the Enhanced Mobility of Seniors and Individuals with Disabilities Program.

Section 5311- Rural Area Formula Grants

This program provides funding for capital, planning, and operating assistance to support public transportation and intercity bus projects serving rural areas. The purpose of this program is to address the mobility needs of Arizona's rural population. Section 5311 funds are intended to provide access to employment, education, healthcare, shopping and recreation.

Section 5307- Urbanized Area Formula Grants

The Urbanized Area Formula Funding program (49 U.S.C. 5307) makes Federal resources available to urbanized areas and to Governors for transit capital and operating assistance in urbanized areas and for transportation related planning. An urbanized area is an incorporated area with a population of 50,000 or more that is designated as such by the U.S. Department of Commerce, Bureau of the Census. Sierra Vista is the only 5307 operator within the SEAGO Region.

Section 5300 - Training

This program provides funds for training needs including safety, operational, administrative, and program development. Training funds are made available to all 5300 fund programs on a reimbursement basis for pre-approved training events. Train the trainer programs are provided and allow local transportation providers to become trainers in their area.

COCHISE GRAHAM GREENLEE SANTA CRUZ



Region VI


The Region VI planning area includes Graham, Greenlee, Santa Cruz, and Cochise Counties. Together they comprise 13,946 square miles of rural area with per capita income below the state and national averages.

Within the SEAGO region, local governments and human services providers have come together in an effort to maximize scarce resources and build efficiencies that will better serve the residents of the area.

In that same spirit, providers of public transit programs and special needs transportation services have conceived this coordination plan as a means to establish and improve transit and transportation services for the four county regions.

This Coordination Plan was developed by the SEAGO Transportation Department in cooperation with transit and transportation providers throughout the region. The Plan has been approved by the SEAGO Board of Directors and is submitted to ADOT final approval.

The Goals of the Coordination Plan



The Region VI Transit/Transportation Coordination Group coordinates their efforts and communications in order to provide information and guidance to federal, state and local government officials as well as transportation/transit service providers for the purposes of policy development, decision making, and investments needed to create greater efficiencies, build capacities and address gaps in service.

In addition, the Coordination Plan serves as a catalog of transit and transportation services available in the region. Its content is made available on the SEAGO website, www.seago.org, for use by the general public and by organizations serving persons in need of transit/transportation services.

COMMON ISSUES COLLECTIVE SOLUTIONS

As funding priorities shift during this uncertain economy, information shared on a region wide basis enables smaller agencies to coordinate with larger providers to cover gaps in service, and for all members to implement the best usage of monies, equipment, and personnel.

While each member organization has its own goals and objectives for its transit/transportation programs, common issues are often served by collective solutions. The goal of this coordination plan can be summarized more simply as

A desire to meet the transit/transportation needs of the region's citizens in a safe, reliable, accessible manner that maximizes the use of resources and minimizes the cost to provide said services.

THE COORDINATION PROCESS

CULTIVATE
COLLABORATE
COMMUNICATE

Throughout the year, coordination meetings are held on a bi-monthly basis in Cochise, Santa Cruz, and Graham counties. Graham County meetings include transportation providers from Graham/Greenlee County's and San Carlos Apache Tribe.

In Cochise County bi-monthly coordination meetings provide an opportunity for rural area governments and organizations to discuss ways they can improve their services and share information pertinent to the success of their transit/transportation operations. They are able to share resources through driver training, vehicle maintenance and repair, route coordination, collective purchasing, program planning, and funding. In addition, organizations work together to determine how to fill gaps in rider services, geographic outreach, and organizational development.

The Regional Mobility Manager and Assistant Regional Mobility Manager facilitate meetings in Cochise, Santa Cruz, Graham/ Greenlee Counties, disseminate information to members, assist in identifying gaps, and encourage collaborative efforts.

Annually, member of each coordination group come together to review the region's Coordination Plan and update progress in meeting goals. New members are added to the Plan and organizations no longer active are removed from the Plan. Each organization is given an opportunity to update their own efforts and the combined efforts of the group are recorded in the Plan.



In March and April this year each Coordination Group held meetings in an effort to identify transportation needs to establish regional funding priorities.

The results of the process are available on Page 13.

SUCCESSFUL MOBILITY MANAGEMENT

These Coordination groups consist of public and human services transportation providers, local elected public officials, local government representatives, the general public, social service and faith-based agencies that represent the elderly, individuals with disabilities, veterans, low income, domestic abuse, and youth programs. In addition, ADOT staff participates in Coordination meetings at various times throughout the year and provide valuable guidance, data, and resources. ADOT also supports the coordination effort by holding statewide meetings and conferences that allow providers to learn about and model other successful programs.

MOBILITY MANAGEMENT CONTACT & MEETING INFORMATION

SEAGO Transportation Program Manager

Chris Vertrees
520-432-5301 X 209
cdvertrees@seago.org

SEAGO Regional Mobility Manager

Connie Gastelum,
520-432-5301 X 213
cgastelum@seago.org

SEAGO Assistant Regional Mobility Manager

Jessica P. Urrea
520-432-5301 X 215
jurree@seago.org

Graham & Greenlee County

Coordination meetings are 2nd Tuesday, bi-monthly at 10:00 a.m. in Safford

Cochise & Santa Cruz County

Cochise Coordination meetings are 2nd Thursday, bi-monthly at 10:00 a.m. in Sierra Vista
Santa Cruz Coordination meetings are 1st Tuesday, bi-monthly at 10:00 a.m. in Nogales

***Coordination meeting schedules, agenda
minutes can be viewed at:***

<http://seago.org/?q=coordination-meeting-calendar>



REGIONAL MOBILITY MANAGEMENT PRIORITIES BY TRANSIT/TRANSPORTATION PROVIDERS

Priority #1 Communications

- Sharing administrative resources including policies, procedures, and best practices,
- Continued support for Regional Mobility Management (Cochise, Santa Cruz, Graham, and Greenlee Counties)
- Development of Mutual Aid agreements with County governments (similar to Graham Co.)

Priority #2 Efficiencies

Administrative—

- Insurance—shared or reduced costs,
- Centralized training program at a regional level, which will increase accessibility,
- Bus Pass reader— a system for tracking riders within a service area and particularly to track riders using multiple services across areas,

Operating-

- Combining transportation programs that have similar missions and geographical locations,
- Fuel Purchases— collaborative purchasing—possibly using state contracts,
- Increased operating funds availability,
- Use of State ADOT yards for vehicle maintenance, small repairs, and purchases of tires and other frequently replaced parts.

Capital—

- Access to hybrid or green fuel vehicles,
- GPS tracking for vehicles,
- Bus pass/card readers to track ridership and transfers between organizations,
- Interoperable, narrow-band, radios.

Priority #3 Improved Service

- Surveys of rider satisfaction,
- Review of routes and hours of operations to improve rider access when most needed,
- PASS Training, Defensive Driving Training for all drivers,
- Effective marketing to underserved populations and enhanced trip planning,
- Improved “How to Ride” information with greater outreach.

ASSESSMENT OF NEEDS SUMMARY

There are nine US States that have fewer square miles than the SEAGO region. Sierra Vista is the largest city in Cochise County with a population of nearly 50,000. Nogales, in Santa Cruz County, is its largest city with 21,392. Safford is the largest town in Graham County with a population of 9,653. Morenci and Clifton have a combined population of around 4,000 in Greenlee County. With a large geographical service area, and sparsely populated spaces that have a significant population of baby-boom generation and elderly, transportation needs within the SEAGO region are significant.

Within the region there are three FTA Section 5311, fixed route transit services, one each in Benson, Bisbee, and Douglas. The City of Sierra Vista operates a FTA Section 5307 fixed route transit system. All of these programs are located in Cochise County. There are no fixed route systems in Santa Cruz, Graham, or Greenlee Counties.

Within the Section 5310 (Coordinated Mobility Program), the most often cited use of transportation is for health care, followed by access to shopping, appointments, and food/nutrition. Access to jobs and job training are most often used by consumers with developmental disabilities and those who are seeking rehabilitation services.

As funding resources becomes scarce, funding priorities become more difficult. It is agreed that all transportation programs in the SEAGO region are important, valued, and essential to maintaining basic services and adding quality to the lives of riders who routinely depend on it. As funding becomes scarce, tough choices will need to be made. Programs that combine efforts, serve multiple client bases and/or serve large sections of the region will receive funding priority. New programs will be considered for recommendation only if they fill identified gaps in service.

The loss of State LTAF II funding for transit delivered a threatening blow to transit/transportation providers across the region. Applications for funding dropped by 30% as organizations struggled to determine where matching funds would come from.

With rising fuel and vehicle maintenance costs, ridership numbers are going up across the region. With rising pressures on both sides (reduced funding and increased ridership), municipalities and organizations providing transit and transportation services will see greater unmet needs and ultimately larger gaps in service provision.

The SEAGO Region' senior population is highly dependent on all-volunteer programs such as the Sierra Vista Interfaith Caregiver Program (VICAP) and Senior Citizens of Patagonia. High operating costs are limiting program effectiveness. These programs are in need of operating funds to maintain service levels of over 16,505 riders annually.

Identifying efficiencies, potential for cost reductions, and opportunities for greater connectivity are priorities for the coming years in the SEAGO region. Without success in these areas, the region is at great risk of losing ground and ultimately losing essential transit/transportation

ASSESSMENT OF NEEDS BY POPULATION

Special needs populations—includes transportation needs for developmentally disabled, persons with physical disabilities, persons addressing mental health issues, and the elderly.

Primary transportation needs for this population include:

- Health Care
- Food & Nutrition
- Jobs and Job Training
- Shopping, Social, and Recreational

Gaps include operating funds for existing 5310 programs sufficient to meet demand. Additional efforts to coordinate with Area Agency on Aging and with Health and Human Services agencies is a priority.

Low Income populations—includes transportation needs for those whose income is at or below 80% of area median income and for those who are working with State and local agencies to meet sustainable income goals.

Primary transportation needs for this population include:

- Access to Jobs
- Access to Job Training
- Health Care
- Food and Nutrition
- Shopping
- Connections to other communities

Gaps include operating funds for existing 5316 programs sufficient to meet demand. Additional efforts to coordinate with DES and other jobs focused agencies is a priority.

General Public—includes all other persons requesting transportation services.

Primary transportation needs for this population include:

- Access to Jobs
- Access to Health and Human Services
- Access to Education
- Shopping
- Connections to other communities
- Social

Gaps include fixed route service in Nogales, Safford, and Willcox, and connector services between communities. Additional efforts to coordinate intercity route possibilities with 5311 providers is a priority.

ASSESSMENT OF NEEDS BY GEOGRAPHIC AREA

Cochise County—

- Connecting service between Douglas, Bisbee, Benson, and Sierra Vista
- Connecting service between Huachuca City and Sierra Vista
- Connecting service between Tombstone and Sierra Vista
- Connecting service between St. David and Benson
- Connecting service between Elfrida and Douglas
- Periodic service from outlying areas to Willcox

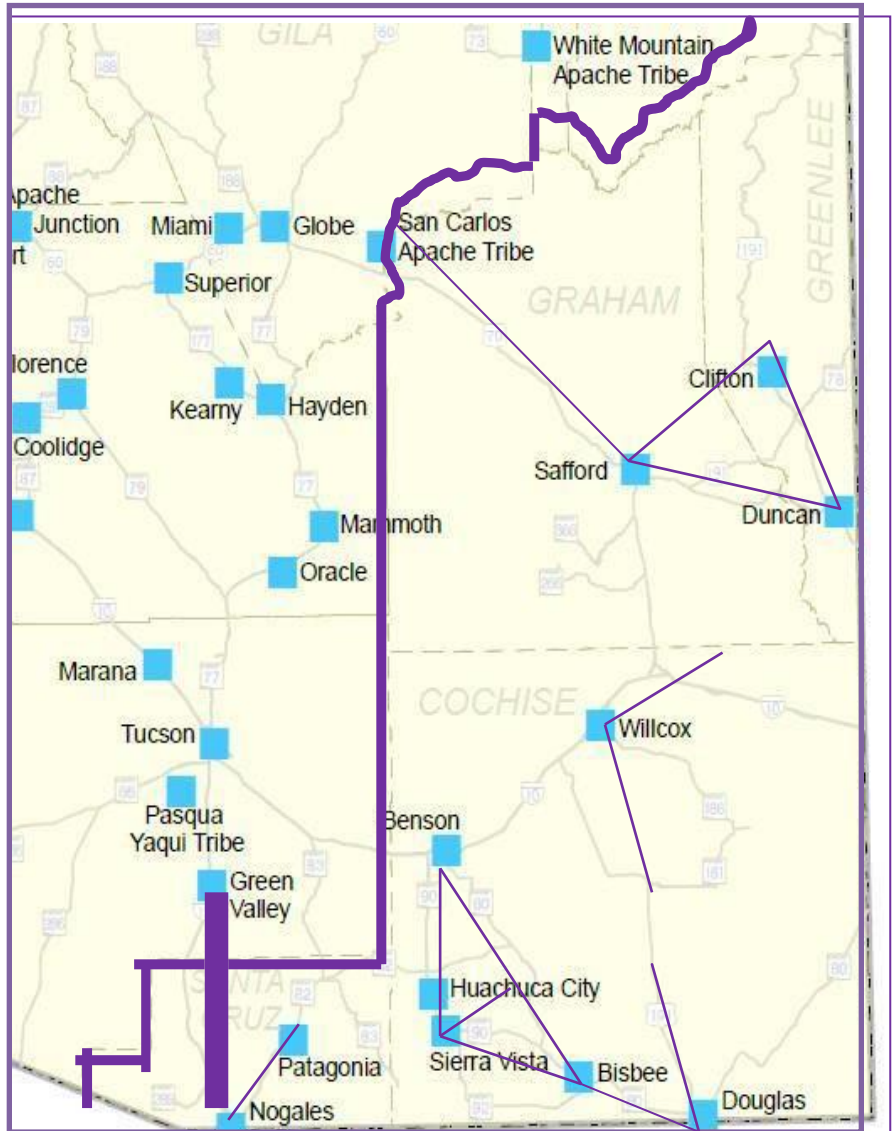
Graham and Greenlee Counties—

- Fixed route service in Safford
- Connecting service between Safford, Duncan, Clifton, and Morenci
- Connecting service between Safford and San Carlos Reservation

Santa Cruz County—

- Fixed route service in Nogales
- Connecting service between Nogales, and Rio Rico, Tubac, and Green Valley
- Connecting service between Nogales, Patagonia, and Sonoita

Indicates connecting service needs.



SEAGO REGION

SECTION 5310 FUNDING PRIORITIES

The following are our regional funding priorities as identified through the sub-regional prioritization process, Transportation Advisory Committee discussions, and discussions with local social service agencies and our Regional Section 5311 Public Transportation providers:

Operating Funding

As funding resources become scarce, funding priorities become more difficult. It is agreed that all transportation programs in the SEAGO region are important, valued, and essential to maintaining basic services and adding quality to the lives of riders who routinely depend on it. It is our goal to ensure that programs that serve the broadest client base and/or service area are giving the highest level of funding consideration. Operating requests should be considered in the following order:

1. Projects that have a broad mission that serve both the elderly and individuals with disabilities.
2. Projects that go “above and beyond” ADA requirements
3. Continued funding of existing programs that lack a public transportation alternative.
4. Continued funding of existing programs that actively participate in regional coordination activities.
5. New programs that address regional service gaps.

Capital Funding

It is our regional goal to ensure that all regional vehicles are safe and in good operating order (state of good repair). Therefore age and mileage will be considered. It is also important that program fleets are operated in the most cost effective manner possible. Therefore, fleet “right-sizing” is highly important. Therefore, an organization’s number of vehicles and annual ridership should be considered prior to awarding replacement and/or additional vehicles. Capital requests should be considered in the following order:

1. Re-assign vehicles whenever possible.
2. Replacement of an existing program vehicle that has exceeded its ADOT identified “useful life”.
3. New vehicle requests will be considered only when they fill regional service gaps.

Mobility Management

Mobility management has been recognized as an essential service to our transportation providers. It is a regional goal to create partnerships with transportation providers, social service agencies, government agencies and the general public in an effort to reduce costs, to enhance travel options, and to improve safety. It is also a goal to standardize program operations, training, and policy/ procedures, so that resources can be more effectively shared and program costs can be reduced. Mobility Management requests should be considered in the following order:

1. Programs/projects that have the greatest impact to the region as a whole.
2. Sub-regional programs/projects that benefit a sub-section of the region.

SEAGO REGION FY15 5310 APPLICANTS

Applicant	Request Type	Federal Request	Local Match	Project Total
Douglas ARC	Capital	\$45,291	\$12,455	\$57,746
Douglas ARC	Operating	\$30,000	\$30,000	\$60,000
Easter Seals Blake Foundation: Graham	Operating	\$80,000	\$80,000	\$160,000
Easter Seals Blake Foundation: Greenlee	Operating	\$10,000	\$10,000	\$20,000
Easter Seals Blake Foundation: Graham	Capital	\$36,621	\$10,071	\$46,692
Easter Seals Blake Foundation: Graham	Capital	\$36,621	\$10,071	\$46,692
Easter Seals Blake Foundation: Greenlee	Capital	\$36,621	\$10,071	\$46,692
Easter Seals Blake Foundation: Greenlee	Capital	\$36,621	\$10,071	\$46,692
Horizon Health and Wellness	Capital	\$44,681	\$12,337	\$57,018
Horizon Health and Wellness	Capital	\$23,223	\$6,386	\$29,609
Wellness Connection	Capital	\$36,621	\$10,071	\$46,692
Wellness Connection	Capital	\$53,479	\$14,707	\$68,186
Santa Cruz Training Program	Operating	\$80,000	\$80,000	\$160,000
Santa Cruz Training Program	Capital	\$53,479	\$14,707	\$68,186
SEACAP: Graham/Greenlee	Operating	\$70,000	\$70,000	\$140,000
SEACAP: Willcox	Operating	\$30,000	\$30,000	\$60,000
SEAGO	Regional MM	\$135,000	\$33,750	\$168,750
SEAGO: Multi-Regional Pilot Training Program	Regional MM	\$175,000	\$43,750	\$218,750
Senior Citizens of Patagonia	Operating	\$16,924	\$26,924	\$43,848
Senior Citizens of Patagonia	Capital	\$20,823	\$5,726	\$26,549
VICAP	Operating	\$40,000	\$40,000	\$80,000

5300 TRANSPORTATION PROVIDERS

This document serves to identify and describe each of the agencies and organizations in Region VI that receive Federal Transportation Authority (FTA) funding through the Arizona Department of Transportation (ADOT). It notes in which program(s) each of the agencies participates as well as their vehicle usage, service areas, schedules and budgets.

Agency	County	Page
City of Benson	Cochise	16
City of Bisbee	Cochise	17
City of Douglas	Cochise	18
City of Sierra Vista	Cochise	19
Douglas ARC	Cochise	20
Douglas Area Food Bank	Cochise	21
Easter Seals Blake Foundation	Graham/Greenlee/Santa Cruz	22
Echoing Hope Ranch	Cochise	23
Graham County Rehabilitation Center	Graham	24
Horizon Health and Wellness	Cochise/Santa Cruz	25
Mary's Mission Developmental Center	Cochise	26
Mt Graham Safe House	Graham	27
Nogales Infantil	Santa Cruz	28
Pinal Hispanic Council	Cochise/Santa Cruz	29
Santa Cruz Council on Aging	Santa Cruz	30
Santa Cruz Training Program	Santa Cruz	31
Senior Citizens of Patagonia	Santa Cruz	32
SEACAP	Region Wide	33
The Women's Transition Project	Cochise	34
Town of Huachuca City	Cochise	35
Volunteer Interfaith Caregiver Program	Cochise	36
Wellness Connection	Cochise	37



CITY OF BENSON

At a glance

General Services:

A fixed route transit program as well as para-transit service to residents of Benson and the nearby area.

Applicant Status:

Local Government

Primary Service Area:

Benson, J Six/Mescal, Pomerene and St. David.

Service Days / Hours:

Monday through Friday
8:00 am until 4:00 pm

Transportation Funding

Sources: 5311, SEAGO AAA

No. of vehicles: 4

No. of vehicles under lien: 3

Number of Service Sites: 1

Annual Ridership: 15,989

Providing transportation services since: 2010

Contact:

Laurie Botts
120 West 6th Street
Benson, AZ 85602
520-720-6323

lbotts@bensoaz.gov
www.cityofbenso.com

Benson Area Transit has been in operation since 2010. The BAT system has two separate components. It provides a fixed route service available to the general public, and para-transit service that focuses on the elderly and disabled riders whose needs cannot be met by the fixed route service.


Benson Area Transit currently services the City of Benson and surrounding areas. Our mission is to build capacity with our transit system and partners to enhance Southeastern Arizona Mobility.

The City of Benson recognizes the great need for a transit system in the San Pedro Valley and it relies heavily on grant funding from ADOT and the Area Agency on Aging to operate.

The City of Benson has participated in coordination efforts identified through regional coordination meetings. We currently partner with local government and not-profit agencies to increase the utilization of their services by providing needed transportation. Our main goal for the upcoming fiscal year is to establish new partnerships with Amtrak, Greyhound, and neighboring transit service providers to fill the gap in our regional connections.

Identified unmet needs include:

- * Additional operating funds to maintain our service to the residents of Benson and surrounding area.
- * Additional capital funding for vehicles and bus stops in order to expand our service to outlying areas and fill the need for regional connectivity.
- * Additional administrative funds to hire a dispatcher, a pertinent position for our current operating level as well as our goals for expansion.
- * Training for all staff in the Transportation Program



THE CITY OF BISBEE

BISBEE BUS

At a glance

General Services:

The Bisbee Bus Program is a deviated, flex route transit program serving the community of Bisbee with connecting service to Naco, AZ.

Applicant Status:

Local Government

Transportation Funding Sources:

5311, SEAGO AAA

Primary Service Area:

Old Bisbee, Warren, San Jose and Naco area neighborhoods.

Service Days / Hours:

Monday through Friday
5:54 am until 6:40 pm
Saturdays
9:30 am until 4:00 pm

No. of vehicles: 3

No. of vehicles under lien: 3

No. of service sites: 1

Providing transportation services since: 1998

Annual Ridership: 45,361

Contact:

Shar Porier
City of Bisbee
118 Arizona Street
Bisbee, AZ 85603
520-432-6016
Fax: 520-432-6272

sporier@cityofbisbee.gov
www.cityofbisbee.com

The Mission of the City of Bisbee Transit Program is to provide transit services that benefit the residents of the City of Bisbee and the surrounding area. Its mission includes providing safe reliable and affordable transportation service which is cost-effective, reduces energy consumption and contributes to the culture and economic betterment of the residents of Bisbee and the surrounding area.

The Bisbee Bus Program is a deviated, flex-route transit program serving the community of Bisbee with connecting service to Naco, AZ. It operates six days a week. Riders can request deviations from the route with a one day notice and be picked up and dropped off if the location is within one mile of the route.

The City of Bisbee has contracted with Douglas Rides to run the day to day operations of the Bisbee Transit Program. The program uses 5311 funds for its deviated flex route service. Additional support to elderly riders and the disabled is received from SEAGO Area Agency on Aging.

Bisbee Bus staff meets quarterly with the regional Transportation Advisory Councils (TAC), including the City of Douglas TAC, City of Sierra Vista TAC, and City of Benson TAC and bi-monthly with the Cochise County Transit/Transportation Coordination group. In order to maintain the Bisbee Bus transit fleet, the City of Bisbee utilizes maintenance and repair services offered in-house, a formal Inter-Governmental Agreement with Cochise County and the City of Sierra Vista, or qualified and certified mechanics for major or warranty repair.

Identified unmet needs include operating funds to continue the existing transit program that serves elderly and disabled riders with reduced cost passes for service between Naco and Bisbee. Funds are being sought to expand a fixed route inter-city service to Sierra Vista, capital funds for video monitoring, GPS tracking, and data collection system.

The loss of LTAF II funding would end our transit program and assisting our seniors and the disabled, as well as adults getting to work and students getting to school.



THE CITY OF DOUGLAS DOUGLAS RIDES

At a glance

General Services:

Douglas Rides is a deviated fixed route transit service within the City of Douglas

Applicant Status:

Local Government

Primary Service Area:

Within the city limits, Elfrida, and Cochise College, Bisbee

Service Days / Hours:

Monday—Saturday
8:00 a.m. to 5:00 p.m.
Cochise College/Bisbee
Monday—Thursday
6:30 a.m. to 5:30 p.m.

Transportation Funding Sources:

5311, SEAGO AAA, Cochise College, ACT

No. of vehicles: 7

No. of vehicles on lien: 4

No. of service sites: 1

Annual Ridership: 55,770

Providing Transportation Services since: 2007

Contact:

Carlos De La Torre
City Manager

Alternate Contact:

Ana Urquijo
425 E. 10th St.
Douglas AZ 85607
520-417-7383

ana.urquijo@douglasaz.gov
<http://www.douglasaz.org/transit>

Douglas Rides is a deviated fixed route transit service in the City of Douglas. With service open to the general public, Douglas Rides operates 4 routes with 50+ stops throughout the City.

In addition to general public transportation, Douglas Rides provides the following services:

- Contracts with Southeastern Arizona Government Organization (SEAGO Area Agency on Aging) to provide transportation to the elderly and the disabled in the following communities:
- In the City of Douglas, Dial-A-Ride service is provided by the Douglas Rides program, and requires a 24 hour advance notice.
- Service to Elfrida is provided one day a week, every other week. Elderly and disabled clients are brought to Douglas for grocery shopping, nutrition services, and medical appointments.
- Through and agreement with Cochise College, students transportation is provided 4 days a week. As well as an inter-city connection to the City of Bisbee.

Identified unmet needs includes:

- Expanding Inter-city service from Cochise College to Bisbee and possibly Sierra Vista.
- Operating funds to meet the growth expectations of the existing transit program that serves the elderly and disabled riders with reduced cost passes for services, as well as the growth of the general public transit services.
- Ridership is consistently increasing and more growth is anticipated through expanded service efforts. As a result, new capital is requested to include a 36 passenger bus and a vehicle lift to support the mechanical repair of existing fleet and maintenance of new fleet.
- Douglas Rides is in need of planning funds to assist in determining the growth and efficiency of the public transit services.
- Douglas Rides is seeking funds for bus stop benches, signs and canopies that do not exist in 24 of 38 bus stops. It will also require new management hardware and software as well as GPS and safety equipment and updated communications equipment.
- As the program continues to grow, it is imperative that ongoing training is provided to ensure that drivers and administrative staff are knowledgeable and up to date on training requirements.

The City of Douglas is an active participant in the Coordination efforts by regularly participating in the Cochise County Coordination meetings.



THE CITY OF SIERRA VISTA VISTA TRANSIT

At a glance

General Services:

Vista Transit provides fixed route and complimentary paratransit service.

Applicant Status:

Local Government

Primary Service Area:

City of Sierra Vista / Fort Huachuca

Service Days / Hours:

Monday through Friday
7:00 a.m. to 6:00 p.m.
Saturdays 10:30 am to 6:00 pm

Transportation Funding

Sources: 5307

No. of vehicles: 14

No. of vehicles on lien: 10

No. of service sites: 1

Operating since 1997

Annual Ridership: 173,095

Contact: Richard Cayer

Operations Manager
City of Sierra Vista
401 Guilio Cesare Ave.
Sierra, AZ 85635
(520) 458-577

Richard.Cayer@sierravistaaz.gov
<http://www.sierravistaaz.gov/transit>

The goal of Vista Transit is to provide the safest, most efficient and reliable transportation service in the industry.

Located in Cochise County, Sierra Vista is the area's largest City with nearly 50,000 residents and is adjacent to Fort Huachuca Army Base.

Recently designated as an urbanized area with a continuous population of over 50,000, the City of Sierra Vista, Vista Transit is currently in the process of transitioning from a 5311 to a Section 5307 grant funded system. The program operates seven fixed routes in the City of Sierra Vista to Fort Huachuca. In addition, Vista Transit offers curb to curb services for the disabled, Registration and a 24 hour advance notice are required. Services operate six days a week and utilize a fleet of 14 vehicles. All routes converge on the central transit station located on Wilcox Drive where passengers can transfer to other routes.

The City of Sierra Vista is a significant participant in the monthly Cochise County Coordination meetings. They host the meetings in their facilities, provide training to regional transit/transportation providers, and provide intergovernmental agreements to cities and organizations that wish to utilize their maintenance and repair facilities.

Identified unmet needs include:

- Fixed route service south to the Canyon De Flores subdivision, east to Chaparral subdivision and Southwest to 7th Street and Buffalo Soldier Trail.
- Daily service to and from Fort Huachuca
- Half-hourly service to North and South Routes 7:00 a.m. to 10:00 a.m. and 3:00 p.m. to 6:00 p.m.
- Intercity bus service between Bisbee and the City of Sierra Vista
- Additional funding for replacement buses and service expansion within the city limits.



DOUGLAS ARC

At a glance

General Services: Providing transportation to individuals with developmental disabilities.

Applicant Status:
Private, non-profit

Primary Service Areas:
Douglas, Bisbee, Double Adobe, McNeal & Elfrida

Service Days / Hours:
365 days a year / 24 hours a day for agency clients

Transportation Funding Sources: 5310

No. of vehicles: 20
No. of vehicles under lien: 10
No. of service sites: 1

Providing transportation services since: 1958

Annual Ridership: 163,235

Contact:
Gary Clark, Exe. Director.
Alt. Contact: John Vaughn
P.O. Box 252
Douglas, AZ 85608
520-364-7473
Fax: 520-364-2236
douglasarc@theriver.com


Located in Douglas, a rural community located in southeastern Cochise County, Douglas ARC has been serving the community for the past 58 years. Douglas ARC's mission is to support and involve citizens, with developmental disabilities, in the community. With the variety of programs, participants are guided in their efforts to learn, work, and live without undue restrictions while maintaining their safety and dignity.

With a highly trained staff, participants are guided in daily living activities. Douglas ARC has woven its transportation services into a trans-disciplinary approach with its clients. Using 5310 funds to purchase vehicles, Douglas ARC is able to provide a wide variety of services to consumers. Transportation is provided to appointments, medical care, shopping, and recreational outings.

In addition, a vocational program allows consumers to participate in meaningful employment opportunities. Staff transports participants to and from workplaces using trucks purchased from the past 5316 grant program.

Douglas ARC participates regularly in Transit/Transportation Coordination meetings. Jointly we are able to address transportation gaps and creative means of cost reduction. We are also able to consolidate our training programs, vehicle maintenance and repair. We also work closely with local transit providers when our services can complement other agency services.

Identified unmet needs include requesting \$60,000 in operating funds. These funds will be used to purchase vehicle insurance, fuel, vehicle repair and maintenance and staff wages. Plus, seeking capitol request for a cut away van with a lift. The van has less than 100,000 miles, but it is nine years old. The aging vehicle needs a new lift due to heavy usage and the A/C needs constant expensive attention which puts our riders at risk plus a financial burden on us.



Douglas Area Food Bank

At a glance

General Services:

The Douglas Area Food Bank, provides critical nourishment to the elderly and the disabled, to children, and needy families. The food bank increases access to healthy food and teaches nutrition.

Applicant Status:

Private non-profit 501C-3

Primary Service Area:

Douglas, Pirtleville, McNeal, Elfrida, Portal, Benson, Sierra Vista, Willcox.

Service Days / Hours:

Two (2) days a week
7:00 a.m. to 11:00 a.m.

Transportation Funding Sources: None

No. of vehicles: 2

No. of vehicles under lien: 2

No. of Service Sites: 4

Providing

services since: 1979

Contact:

Javier Fimbres
P.O. Box 1546
660 G Avenue
Douglas, AZ 85607
520-364-4170
Javier.fimbres@yahoo.com

The Douglas Area Food Bank serves more than 3,900 residents in the Douglas, Pirtleville, McNeal, and Elfrida area each month. The Food Bank's mission is to provide food for the needy, and to educate the community on good nutrition as well as the prevention and control of chronic disease, especially Diabetes.

This area is very low income; almost 18% of the total population in Douglas uses the Food Bank on a monthly basis.

The Douglas Area Food Bank distributes food from local, regional and national donations, including food from The Emergency Food Assistance Program.

Some of the services provided by the food bank are:

- Diabetic awareness workshops held monthly for local residents/training.
- On-site healthy cooking classes are provided by the University of Arizona during the month, using the food distributed by the Food Bank.
- Work with SEAGO AAA to provide food boxes to the elderly and disabled in the community.
- Provide "home bound" service to 42 elderly clients who cannot come to the food bank because of their disability.
- Provide FEMA STORE shopping for those in need of emergency food.
- Partner with Chiricahua Community Health Center; medical staff provides on-site wellness checks to our recipients. They provide blood pressure monitoring, glucose testing, and weight control/measurements.
- Work with CSFP Program in Sierra Vista, Benson, and Willcox
- SEAGO Transit Program. Pick-up residents 60 and older at their houses and bring them to our Food Bank location and return them home.

Douglas Area Food Bank staff will be actively participating in the Coordination Meetings and any training for drivers and support staff, that is available through the program.

Identified unmet need includes a vehicle to transport those elderly and disabled residents who do not have a way to come to the Food Bank to access our services.



At a glance

General Services: ESBF provides services including transportation for individuals with developmental disabilities, elderly and disabled, veterans and their families throughout Southern Arizona.

Applicant Status:
Private, non-profit

Primary Service Area:
Graham, Greenlee and Santa Cruz Counties.

Service Days / Hours:
24 hours / 7 days / 365 days

Transportation Funding Sources: 5310, DDD & Rehabilitation Services Admin.

No. of vehicles: 15
No. of vehicles on lien: 7
No. of service sites: 8

Annual Ridership: 35,530

Providing Transportation Services since: 1980

Contact:
Cheryl Wilson
527 Main St. Safford,
AZ 85547
928-428-5990
Fax: 928-428-0127
cwilson@blake.easterseals.com
www.blakefoundation.easterseals.com

EASTER SEALS BLAKE FOUNDATION SAGE Program Graham, Greenlee and Santa Cruz County

Easter Seals Blake Foundation is a 501 (c) (3) that provides Employment opportunities community day programs, residential services, transportation and behavioral health services throughout Southern Arizona. ESBF's mission is to enable each individual served to discover and meet his/her maximum potential for independence, productive living and development growth. ESBF has a history of providing innovative community services which enrich the lives of individuals we support.

ESBF provides transportation that goes above and beyond ADA requirements and is based on the need of each individual. This transportation provides access to their communities in a safe and appropriate manner. It is our goal to provide transportation management solutions that deliver the highest levels of quality and satisfaction to our consumers and partners, while offering exceptional value, performance and responsiveness. ESBF is committed to continuing efforts to identify and address regional service gaps.

Due to the absence of cost effective transportation providers ESBF works with local transportation providers to build a network of transportation to outlying areas. ESBF was at the forefront in developing a Mutual Aid Agreement with Graham/Greenlee Transit Coordination Team and has assisted in the development of several Memorandums of Understanding to provide back-up transportation between 5310 providers. Easter Seals participated in Mt. Graham Regional Hospital's full scale evacuation exercise on December 9, 2015.

ESBF is the host for the Transit Coordination meetings in Graham and Greenlee Counties. ESBF is an active participant in mobility coordination throughout the SEAGO region.

ESBF receives funding to provide a Sub Regional Mobility Manager and is the Host for the Transit Coordination meetings in Graham and Greenlee Counties. The Sub Regional Mobility Manager is an active participant in mobility coordination throughout the SEAGO region.

UNMET NEEDS:

- Replace 4 mini vans w/ramps and 1 minivan with no ramp due to age and high mileage.
- Funding for operations due to high fuel and insurance costs and increased ridership.



Echoing Hope Ranch

At a glance

General Services:

Echoing Hope Ranch provides residential services, day programs, and community based in-home habilitation and respite services to people with autism and related developmental disabilities in Hereford, Sierra Vista, Bisbee and surrounding areas. We also provide transportation to and from employment.

Applicant Status:

Private, non-profit

Primary Service Area:

Hereford, Sierra Vista, Bisbee and Palominas.

Service Days / Hours:

24 hours / 7 days / 365

Transportation Funding

Sources: DES/Division of Developmental Disabilities (this funding source does not apply to all we serve).

No. of vehicles: 4

No. of vehicles on lien: 0

No. of service sites: 1

Annual Ridership: 6,084

Providing Transportation

Services since: 2013

Contact:

Marla Guerrero, Executive Director

P.O. Box 4471

Bisbee, AZ 85603

520-366-5275

Fax: 888-959-1007

marla@echoinghoperanch.org

www.echoinghoperanch.org

Conceived as a community of hope, Echoing Hope Ranch (EHR) is a place where people with autism can be productive in a peaceful, supportive environment. Our beautiful ranch is now providing residential and day program and transportation services near the San Pedro River as well as in-home habilitation and respite care in the community. EHR strives to provide homes for adults with autism which focus on continually moving toward a more independent life. Equally important to independence is integration into the local community. EHR will ultimately pair each individual receiving services with either a volunteer or employment opportunity in the community.

Trained staff not only helps participants with activities of daily living but continually assess strengths and areas of interest that might be shaped into a volunteer/employment opportunity. Transportation is key to making this approach successful. The ranch is located in rural Cochise County about half-way between Bisbee and Sierra Vista where the majority of employment and volunteer opportunities can be found.

Transportation is also used for medical care, appointments, shopping, recreation, and to transport individuals from town who wish to participate in our day program.

EHR is new in the community and is excited to be participating in the Coordination Meetings since May 2013.

Identified unmet needs include two mini-vans to transport clients to volunteer, for employment, to medical appointments, and to transport clients to and from the day programs. Also needed is training for volunteers and staff in proper program procedures.



GRAHAM COUNTY REHABILITATION CENTER (GCRC)

At a glance

General Services:

Graham County Rehabilitation Center (GCRC) is a non-profit organization serving individuals with developmental disabilities and/or physical limitations living in Graham County

Applicant Status:

Private not-for-profit organization

Primary Service Area:

Graham County

Service Days / Hours:

7 days a week
M-F 9:00 a.m.-6:00 p.m.
Sat. 9:00 a.m.-4:00 p.m.
IDLA Home 3:30 p.m.-8:00 a.m.

Transportation Funding

Sources: DDD

No. of vehicles: 13

No. of vehicles under lien: 3

No. of Service Sites:

4 sites plus IDLA homes/apts.

Providing transportation

services since: 1968

Annual Ridership: 22,368

Contact: Lane Hegel

Program Director

504 W. Main St.

P.O. Box 870

Safford, AZ. 85548

928-428-7968 X2

admin@gcrsafford.org

Graham County Rehabilitation Center (GCRC), promotes the welfare of individuals with developmental disabilities and/or physical limitations by supporting and teaching each individual so they may have the opportunity to reach his/her full potential according to each one's unique abilities; that each person might be an integral part of home, family, and community thereby giving purpose, meaning and dignity to their life.

GCRC, a nonprofit organization, has served individuals with developmental disabilities and/or physical limitations in rural Graham County since 1968. Individuals age 5 to seniors receive support in a variety of programs: Individual Designed Living Arrangements (IDLA) where they learn life skills and are transported to/from the grocery store, doctor, etc.; Adult and Children Day Programs and two supportive work sites where with the help of a job coach they learn job skills to secure local employment while earning a paycheck. Transportation to GCRC's various programs are "on demand" as each schedule is based on the needs of the individual and their families. Since there is no public transportation in Graham County, GCRC collaborates with other programs to provide transportation to social and community events for any individual with developmental disability and/or physical limitations. GCRC's fleet is also part of the Graham County Disaster and Pandemic plan.

GCRC programs are expanding capacity and the "on demand" transportation needs are increasing as a result of serving more individuals who need to get to and from work, grocery stores, school, doctor's appointments, etc.

Unmet transportation needs for GCRC include:

- Replacing an aging fleet
- Additional operating funds to meet growing program demands

GCRC's Program Director participates in the Graham/Greenlee Transportation Coordination meetings. GCRC has a written "Back-Up Plan, MEMORANDUM OF UNDERSTANDING" with two other agencies providing transportation in Graham County.

GCRC drivers are trained in PASS, CPR, First Aid, Defensive Driving, Behavior Management, giving medication, seizures, lifting and carrying, and in emergency procedures while transporting individuals in vehicles. GCRC has a PASS trainer on staff. At the present time GCRC staff drivers are also job coaches.



At a glance

General Services:

Horizon and Wellness is a non-profit 501(c)(3) health care agency licensed by the State of Arizona to provide an array of outpatient, residential, rehabilitative services; and client transportation.

Applicant Status:

Non-Profit Agency

Primary Service Area:

Sierra Vista and Nogales

Service Days / Hours:

Monday - Friday 7am to 4pm

Transportation Funding

Sources: 5310

No. of vehicles: 6

No. of vehicles on lien: 4

No. of sites: 1 / Sierra Vista

No. of vehicles: 2

No. of vehicles on lien: 2

No. of sites: 2 Sierra Vista/
Nogales

Providing service since:

1981

Annual Ridership:

Cochise—10,281

Santa Cruz—4,230

Contact:

Marsha Ashcroft
210 E. Cottonwood
Casa Grande, AZ 85122
520 836-1688

marsha.ashcroft@hhwaz.org

Debbie Weaver

4341 S. Highway 92 Suite D
Sierra Vista, AZ 85635
520-417-2771

debbie.weaver@hhwaz.org

HORIZON HEALTH AND WELLNESS

Cochise & Santa Cruz Counties

Horizon Health and Wellness is a non-profit 501 (c)(3) health care agency licensed by the State of Arizona to provide an array of inpatient, outpatient and residential behavioral health services in Pinal, Gila and Yuma Counties, as well as Habilitation services in the counties of Cochise, Santa Cruz, Gila and Maricopa. Horizon Health and Wellness was created by a merger between SMMHC (dba Mountain Health and Wellness) and Horizon Services that was completed in September, 2015. The Agency's mission is to provide integrated health care that addresses the whole person and promotes wellness using best practices to enhance the quality of life of the individuals, families and communities we serve.

Horizon Health and Wellness provides transportation services for registered participants to and from day treatment programs, therapy sessions, doctor's appointments and other miscellaneous purposes. No fare is charged.

Horizon Health and Wellness operates day treatment programs in Sierra Vista and Nogales for individuals with developmental disabilities. Community integration is an important element of their treatment in that it allows individuals with developmental disabilities to participate in community events and activities. Transportation for these individuals to and from their home, the day program, and community events is essential.

Horizon Health and Wellness participates in the regional coordination meetings. The agency has a need to replace the following vehicles:

- One Cutaway with Lift – 9 passenger
(Sierra Vista)
- One Maxi-van No Lift (Nogales)



At a glance

General Services:

Mary's Mission is a residential treatment facility for male and female adolescents with mental and emotional disabilities.

Applicant Status:

Private/ Non Profit

Primary Service Area:

Graham, Greenlee, Santa Cruz, Pima, Maricopa and Cochise Counties

Service Days/Hours:

Twenty-four hours a day
seven days a week

Transportation Funding

Sources:

MMDC

No. of vehicles: 4

No. of vehicles under lien: 3

No. of service sites: 4

Providing service since: 1996

Annual ridership: 2 4 , 0 0 0

Contact:

Eddie Flores

345 Taylor St.

Sierra Vista, AZ 85635

(520)-417-2115

(520)-417-2114

eflores@marys-mission.com

www.marys-mission.net

MARY'S MISSION

Mary's Mission is a behavioral health facility that provides therapeutic treatment to children ages 11-17 who are mentally, developmentally and behaviorally disabled. Transportation is provided to residents for schooling, medical appointments, counseling, employment and recreational activities. Mary's Mission Outpatient Clinic is located in Mesa, AZ and provides a variety of counseling services, DUI screening, education and treatment, supervised visitation and peer support to people of all ages.

Regular and ancillary support services provide transportation to Buena High School, Berean Academy, Carmichael Elementary, Joyce Clark Middle School, Prep Tec and Cochise College. Transportation to each school is provided at least twice a day, five days a week during the school year, and occasionally in the summer. Some medical appointments, outings and client transportation take us as far as Tucson, Phoenix, the Yuma area, and Native American Nations across the State of Arizona and New Mexico. Recreational outings include taking residents to Bisbee, Tombstone and Phoenix, mostly during summer months and school breaks and holidays. Occasionally recreational outings are provided during the weekends. We provide transportation to and from placement agencies throughout AZ and NM. There are no fees associated with the transportation to residents and family. Mary's Mission continues to work closely with the local Dream Center, various sports organizations, and other agencies from the Sierra Vista and Mesa areas to help serve their transportation needs, too.

Staffs from Mary's Mission have been regular participants in the Cochise County transit meetings. Discussions and actions regarding cost saving measures, coordination of services and means to better serve all clients and the general community to prove invaluable to our non-profit agency.

Identified unmet needs include:

- 12 passenger van to accommodate resident and family transports to our Outpatient Clinic in Mesa, and court hearings in Maricopa and Pima County.



At a glance

General Services:

Our purpose is to provide victims of domestic violence and sexual assault short-term emergency housing, transitional housing, transportation, services for residential and non-residential participants, and community outreach services.

Applicant Status:

Private Non-Profit

Primary Service Area:

Graham and Greenlee counties
(Safford/Clifton/Duncan/San Carlos)

Service Days / Hours:

365 days a year 24 hours a day
for agency clients

Transportation Funding

Sources: 5310

No. of vehicles: 3

No. of vehicles on lien: 3

No. of Service Sites: 4

Providing service since: 1995

Annual Ridership: 1,428

Contact:

Jessica Dominguez

PO Box 1202

Safford, AZ 85548

928-348-9104

Fax: 928-424-4438

Toll Free 1-888-269-9104

jessicad@mgsh.net

www.mtgrahamsh.org

Mount Graham Safe House

Since 1995 The Mount Graham Safe House has provided crisis intervention, assessment, advocacy and referral as needed, conducted in a safe, secure and confidential environment. Service is provided to women and men needing services. It is the only facility of its kind in Graham County.

MGSB provides advocacy, emergency housing, transitional housing, clothing, food, school supplies, furniture, local transportation, self-help groups, parenting classes, job skills classes, a children's domestic violence education program to resident and non-resident clients and mobile advocacy (go to clients and provide service). MGSB Battered Immigrant Women Coordinator organizes local agencies to provide training on the issues battered immigrant women face.

Mount Graham Safe House provides transportation to and from the Safe House for job services, medical appointments, counseling, legal services and other needs.

Coordination efforts include regular attendance at the Graham / Greenlee coordination meetings.

Identified unmet needs include:

- Operating funds to support the existing transportation program for disabled and elderly clients.
- Replacement vehicles for our aging fleet.



At a glance

General Services:

A non-profit organization serving individuals with developmental disabilities and/or physical limitations in Santa Cruz County.

Applicant Status:

Private Non-Profit

Primary Service Area:

Santa Cruz County

Service Days / Hours:

Transportation Funding

Sources: Donations

No. of vehicles:

No. of vehicles on lien:

No. of Service Sites: 1

Providing service since:

2015

Annual Ridership:

Contact:

Gloria Smith
311 E. Patagonia Hwy.
Nogales, AZ 85621
(520) 988-2373

Nogales Infantil

Since 2015 Nogales Infantil has provided “hippo therapy” for children with special needs. They also offer therapy for elderly adults’ w/depression. Nogales Infantil provides service on a donation basis. On a weekly basis 10 children are transported from their homes to the ranch site for their Therapy session. There are 100 children currently on the waiting list to relieve services. Transportation to the ranch is an obstacle for some families.

Identified unmet needs include:

- ADA Accessible vehicles to transport clients, families to and from therapy.
- Operating funds to meet growing program needs.



Pinal Hispanic Council
Behavioral Health Services

PINAL HISPANIC COUNCIL

COCHISE AND SANTA CRUZ COUNTIES

At a glance

General Services:

Pinal Hispanic Council is a non-profit 501 (c) (3) behavioral health agency licensed by the State of Arizona to provide an array of outpatient services.

Applicant Status:

Non-Profit

Primary Service Area:

Nogales, Rio Rico, Douglas and Elfrida

Service Days / Hours:

Monday –Friday
8:00 a.m. to 5:00 p.m.

Transportation Funding

Sources: Cenpatico and 5310 Funding

No. of vehicles:

Nogales: 4
Douglas: 3

No. of vehicles under lien: 2

No. of Service Sites: 2

Providing service since:

1990. In SEAGO region since 2010

Annual Ridership: 12,168

Contact:

Tanya Cruz
519 North Main Street
Eloy, Arizona 85131
520-466-0921
TCruz@pinalhispaniccouncil.org

Pinal Hispanic Council is a non-profit 501 (c)(3) behavioral health agency licensed by the State of Arizona to provide an array of outpatient services in Pinal, Santa Cruz, and Cochise Counties. Pinal Hispanic Council has been in operation for over twenty years.

Pinal Hispanic Council serves serious mentally ill individuals, elderly, families, children, and adults receiving various types of counseling services in the Douglas, Elfrida, and Nogales, Rio Rico area.

Pinal Hispanic Council provides transportation services to its members to maximize the treatment services we offer by allowing the members to consistently keep vital appointments for their well-being. By assisting them with daily, weekly, bi-weekly, or monthly transportation the agency assures their mental well-being is secure.



SANTA CRUZ COUNCIL ON AGING

At a glance

General Services:

The Santa Cruz Council on Aging provides congregate meals, home delivered meals and transportation to senior citizens aged 60 and disabled citizens.

Applicant Status:

Private/Non-Profit
Organization 501
(c)(3)

Primary Service Area:

Nogales

Service Days / Hours:

Monday through Friday
8 am to 4 pm

Transportation Funding

Sources: United Way

No. of Vehicles: 1

No. of Vehicles under lien: 0

No. of Service Sites: 1

Providing transportation

services since: 1972

Annual Ridership: 1 2 , 3 2 8

Contact:

Dr. Marcelino Varona Jr.
125 East Madison St.
Nogales, AZ 85621
520-287-7422
520-287-6445 (Fax)

sccoanogales@gmail.com

The Santa Cruz Council on Aging Inc. (SCCOA) is a 501 (c) (3) nonprofit organization located in Nogales, Arizona.

The mission of the Santa Cruz Council on Aging is to improve the quality of life for the elderly community, the senior citizens and disabled persons we serve, through congregate meals, social encounter, transportation and referral for social and health services in Nogales.

SCCOA provides congregate meals, and transportation to citizens aged 60 and older, many of whom live in low income, rural and isolated circumstances. SCCOA services are sometimes the only opportunities some of these citizens have for personal interaction and provide valuable social benefits. SCCOA has been providing these services since 1972; with paid and volunteer staff.

SCCOA still participates in the coordination efforts with other organizations in Santa Cruz County.

Unmet needs: Reinstatement of home delivery meals which include a second van and driver.



SANTA CRUZ TRAINING PROGRAMS, Inc.

At a glance

General Services:

Santa Cruz Training Programs, Inc. (SCTP) provides training, rehabilitation, employment, home and community based services, residential services and support for people with disabilities.

Applicant Status:

Private non-profit

Primary Service Area:

Santa Cruz County

Service Days/Hours:

24 hours a day/7 days a week as needed.

Transportation Funding

Sources: 5310

No. of vehicles: 14

No. of vehicles under lien: 5

No. of service Sites: 1

Providing transportation

service since: 1968

Annual Ridership: 60,000

Contact:

Marina Galhouse, E.D.
70 E. La Castellana Drive
Nogales, AZ 85621
520-287-2043, ext. 14
Fax 520-287-4437
marina.galhouse@gmail.com

The Mission of Santa Cruz Training Programs, Inc. (SCTP), is working in partnership with others in the community, to provide necessary training and support for people with disabilities. Members develop a vision for their future as they learn to participate and contribute to their community. Participants learn to exercise more control over their lives, to establish and maintain relationships, and to practice self-respect, acceptance, and personal safety.

Transportation is provided to members in Employment Services which delivers grounds keeping services through several local contracts. Members also prepare and serve food & pastries in SCTP's La Castellana Café. In addition, Café products are also delivered throughout the community. Transportation is also made available to eight (8) residential clients in two group homes to participate in recreational activities, for doctor appointments and therapy as needed 24/7. The Day Treatment and Training for Adults program (DTTA), offers transportation to clients so they may participate in activities during the week, such as trips to provide volunteer work or for physical and recreational purposes. A third group home is being prepared for four (4) members. They will need another vehicle in 2014-2015.

The majority of SCTP consumers are low income and many live outside the Nogales city limits (Rio Rico and Patagonia Road areas) and require transportation to and from their jobs.

SCTP is committed to participating in coordination efforts with other agencies in the Santa Cruz County region. Staff members regularly attend Transit Coordination meetings scheduled bi-monthly. SCTP also shares vehicles with other agencies when emergencies arise or when appointments or special events are scheduled.

Identified unmet needs include:

- Cutaway w/lift with vinyl seats, no carpet (to replace sedan) due to increased number of members in wheelchairs.
- One 12 passenger maxi van w/o lift, vinyl seats, no carpet to replace 2001 van with 113,525 miles.
- Operational Funding for existing programs.
- Local training opportunities for administrative staff and drivers.



SENIOR CITIZENS of PATAGONIA

At a glance

General Services:

The Senior Citizens of Patagonia provides services to seniors (60+) and handicapped citizens.

Applicant Status:

Private, non-profit

Primary Service Area:

Patagonia, Sonoita, Elgin and Canello

Service Days / Hours:

Monday through Friday
7 am to 7 pm and as needed
when possible
Saturday and Sunday
As needed

Transportation Funding

Sources: 5310, 5317

No. of vehicles: 2

No. of vehicles under lien: 2

No. of Service Sites: 1

Providing transportation

Services since: 1992

Annual Ridership: 1,440

Contact: Erika

Miller P.O. Box

1121

Patagonia, AZ 85621

520-394-2494

Fax: 520-394-2494

rmohnstad@yahoo.com

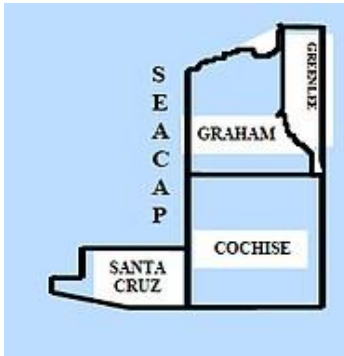
The Senior Citizens of Patagonia, Inc., is a 501 c(3) non-profit organization located in Patagonia, AZ. The mission of the Senior Citizens of Patagonia, Inc., is to serve and support senior citizens and disabled persons of any age who live in the Patagonia, Sonoita, Elgin and Canello areas through assistance with transportation, nutrition, health, education and social services. The Center provides a location for congregate meals and social events. The Center also administers grants for dental work.

The transit program has been in place since 1992, and is sustained by a volunteer transportation director, 14 volunteer drivers and one paid, part time dispatcher. The service area is defined by the northern, eastern, southern county lines, and by a north south line running through mile marker 12 on Arizona highway 82. Clients are taken anywhere within a one hundred mile radius of Patagonia, excluding Mexico.

This transportation service is the only non-commercial option available to seniors and medically disabled in this area. Most of the service is performed between 7:00 am and 7:00 pm, M-F. However because volunteer drivers are the base of our staffing, most transportation needs can be met with planning. Services are only limited by the ability to secure a volunteer driver.

Patagonia Senior Citizen staff members participate regularly in Transit Coordination meetings held in Nogales and fully appreciate the information shared at these gatherings in terms of cost savings and service enhancement.

Identified unmet needs include operating funds to support the existing transportation program, a web based dispatch scheduling software, a training program for volunteer drivers and assistance in marketing the program.



SEACAP

(Graham and Greenlee County)

At a glance

General Services: This service provides transportation to elderly and/or disabled individuals or families living in Graham and Greenlee Counties.

Applicant Status:

Private, Non-Profit

Primary Service Area:

Graham and Greenlee County

Service Days / Hours:

Clifton 9 to 1 pm M, T, W, F
8 to 5 pm on Thurs.

Safford - 8 to 12:30/ 1:30 to 5:00 M- F

Duncan 10:00 to 2:00 pm
M, T, Th
8 to 5 pm on Wed.

Transportation Funding

Sources: 5310, SEAGO AAA

No. of vehicles: 4

No. of vehicles under lien: 3

No. of Service Sites: 3

Providing service since:
1978

Annual Ridership: 10,273

Contact:

Deborah Kroegel
283 West 5th Street
Safford, AZ 85546
928-428-8005
seacapdk@qwestoffice.net

SouthEastern Arizona Community Action Program, Inc. (SEACAP) mission is "To assist families in the movement, transition and achievement of self-sufficiency".

SEACAP's transportation program covers Graham and Greenlee Counties, SEACAP is the only transportation available. While there are limited taxis, or public transit systems available in these very rural areas, these services are vital to these communities.

Vans, which are ADA accessible, are utilized to provide services to congregate meal sites, doctor visits, rental units for dialysis treatment, grocery shopping, paying bills, work sites and local DES. Transportation is also available to disabled students to attend the local Community College. These services are provided free of charge, but a donation box is available for those clients who wish to contribute to the program.

The number of individuals participating in our transportation program in the Graham County area at this time consists of 178 clients. A van serving this area is a 2011 cutaway with a lift. The Greenlee County area program consists of 166 clients. The 2 vans serving this area are 2013 Ford Cutaway vans with lifts. Due to our current funding restrictions, we have had to limit the number of Greenlee service hours.

SEACAP attends the coordination meetings and maintains a relationship with other regional agencies to address common transportation issues.

Unmet needs include operating funds to meet the demands of the program; rising cost of fuel, part time driver.



THE WOMEN'S TRANSITION PROJECT

At a glance

General Services:

The Women's Transition Project is a resident substance abuse treatment program for homeless women with mental, physical, behavioral and emotional disabilities.

Applicant Status:

Private / Non-Profit

Primary Service Area:

Bisbee and Cochise County

Service Days / Hours:

7 days a week
24 hours a day
For agency clients

Transportation Funding

Sources: 5310

No. of vehicles: 2

No. of vehicles on lien: 1

No. of service sites: 5

Providing service since:

2001

Annual Ridership: 3,287

Contact:

Chuck Burbank
2700 S. 8th Ave.
Tucson, AZ 85713
520-882-5608
Fax: 520-882-5676
cburbank@pasaderanetwork.org
www.pasaderabehavioral.com

The Women's Transition Project is a residential behavioral health facility that serves homeless women in recovery from drug and alcohol dependence, victims of domestic violence, women getting out of jail or prison, women with mental illness, and women who are working to reunite their families.

The transition project provides residents food, shelter, clothing, transportation, and childcare while offering a comprehensive array of services, treatment, and vocational training.

The organization utilizes 5310 funding to purchase vehicles and 5317 funding to support transportation among its disabled client base. Staff provide transportation to medical appointments, shopping, and treatment and social service providers. In addition, the WTP provides transportation for clients to and from places of employment including Southwest Skies furniture manufacturing company, owned and operated by the WTP, located in Bisbee.

WTP staff are active in bi-monthly Transportation/Transit Coordination meetings.

Identified unmet needs include a vehicle to transport ADA clients to and from their vocational employment, transportation to medical appointments, shopping, and treatment and social service providers. Vehicle would be a shared entity for other agencies within the surrounding areas with ADA clients.



Town of HUACHUCA CITY

At a glance

General Services:

Provides trips into Sierra Vista for medical appointments, and shopping for the elderly and low income citizens and those with disabilities.

Applicant Status:

Local Government

Primary Service Area:

Huachuca City with service to Sierra Vista

Service Days / Hours:

Monday through Friday
6 ½ to 7 hours daily

Transportation Funding

Sources: 5310, 5317

No. of vehicles: 3

No. of vehicles under lien: 1

Number of Service Sites: 1

Providing transportation Services since: 2004

Annual Ridership: 1,200

Contact:

Bobby Chapman
500 N. Gonzales Blvd.
Huachuca City, AZ 85616
520-456-1063
bchapman@huachucacityaz.gov

With a population of just under 2,000, Huachuca City is located approximately 10 miles from Sierra Vista and Ft. Huachuca. Over 51% of the city's residents are elderly and/ or disabled individuals who have no means of transportation other than what is provided by The Town of Huachuca City.


While transportation services are provided primarily to the elderly and disabled, low income residents are invited to use the service as well. The program provides regular trips to Sierra Vista for grocery and general shopping, medical appointments, and connections to the Vista Transit program. The program also transports riders to the City Senior Center for daily meals and activities.

Drivers are generally trained volunteers and administrative and operations staff often hold other job titles within the City. Huachuca City staff regularly participate in the bi-monthly Cochise County Coordination meeting

Using 5310 funds for vehicle acquisition and 5317 funds to support operations above and beyond the ADA requirements, the Huachuca City transportation program is a much utilized program with significant growth potential.

Identified unmet needs include:

- Increase service area to include the neighboring community of Whetstone
- Operational funds
- Vehicle to replace (2003) high mileage vehicle
- 15 passenger vehicle for service area increase



Sierra Vista Interfaith Caregiver Program (VICaP)

At a glance

General Services: VICaP provides vital transportation services for elderly or disabled and home bound residents in Cochise County's communities.

Applicant Status:
Private / Non-Profit

Primary Service Area:
Palominas, Hereford, Sierra Vista, Huachuca City, Whetstone, Bisbee, Douglas, Tombstone, and Benson.

Service Days / Hours:
Monday thru Friday
6:00 am to 6:00 pm

Transportation Funding Sources: ADOT, United Way, Grants, Fundraising, Donations

No. of vehicles: 0
No. of vehicles on lien: 0
No. of service sites: 2

Providing service since:
1994

Annual Ridership:
15,065

Contact:
Cindy Fulbright
P.O. Box 3004
Sierra Vista, AZ 85636
(520) 459-8146
vicap-sv@qwestoffice.net

Volunteer Interfaith Caregiver Program (VICaP) is a [501(c) (3)] non-profit organization, housed in Sierra Vista, that provides vital transportation services for elderly, people with disabilities, and home-bound residents. Services offered by VICaP are provided by volunteers, most volunteers come from local religious groups, community-based organizations and local businesses. It is VICaP's mission to help our neighbors continue to live independently and maintain their quality of life.

In 2015 more than 70 highly trained volunteers provided transportation services to people in need of VICaP's specialized services. Approximately half of the volunteers are able to accommodate collapsible wheelchairs. In total, volunteers spent 11,100 hours, traveling 116,024 miles in their personal vehicles in order to provide vital transportation services to the community's most vulnerable people. Monthly, VICaP receives as many as 400 calls for service, often more than it is capable of handling.

VICaP participates in coordination efforts with other agencies, local health care providers and care facilities to ensure the needs of the clients are being met. VICaP regularly participates in the Cochise County Coordination meetings.

Identified unmet needs include operating funds to provide support in the form of reimbursement that will assist VICaP's many volunteers with fuel and maintenance of their personal vehicles which are used to provide daily services.



Wellness Connection (formerly SEACRS-ORE Program)

At a glance

General Services:

Peer-led support and rehabilitation programs serving adults with mental health and substance abuse issues. Transportation services include trips to scheduled medical appointments as well as employment-related, educational and program sponsored social activities.

Applicant Status: Private/Non-Profit 501 (C) 3 under the corporate name of Southeastern Arizona Consumer – Run Services, Inc. (SEACRS, Inc.).

Primary Service Area:

- * Cochise County
- * Santa Cruz County
- * Graham County
- * Greenlee County

Service Days/Hours:

Monday-Friday
8:30 am to 16:00 pm

Providing Service since: 2002

Transportation Funding

Sources: 5310, General Funds

No. of vehicles: 14

No. of vehicles under lien: 0

No. of service sites: 5

Sierra Vista – 1, Mobile Team,
Safford – 1, Douglas – 1,
Nogales – 1

Annual Ridership: 25,791

Contact:

Christie Santiago
1201 E. Fry Blvd.
P.O. Box 2648
Sierra Vista, AZ 85635
520-452-0080
csantiago@wellness-connections.org
www.wellness-connections.org

Wellness Connections is based out of Sierra Vista and operates under Southeastern Arizona Consumer – Run Services, Inc. (SEACRS, Inc.) Wellness Connections is a non-profit 501 (C) 3 organization that serves adults with mental health disabilities; including members with co-occurring developmental, physical or substance abuse related disabilities. Wellness Connections also features a mobile outreach service for outlying communities within the regions we serve. Currently, our program serve individuals enrolled in the Arizona public behavioral health system of care (Cenpatico), United States Veterans, Vocational Rehabilitation clients and Bridgeway/ALTCS members.

Services provided through Wellness Connections are delivered on a 1:1 basis or within groups led by peers. Programs provide members with opportunities to enhance their mental health and wellness achieve goals for personal growth and increase their ability to live as independently as possible in the community. Services include peer support, health groups, life skills, prevocational training, job coaching and transportation assistance.

Wellness Connections staff work in close collaboration with other local agencies to ensure transportation and other needs of our members are met. The staff participants in the bi-monthly coordination meetings.

All staff providing transportation services are required to complete PASS driver training, CPR and First Aid training. They have also received training in psycho-social rehabilitation and peer support.

Unmet needs include a twelve to fifteen passenger (12-15) wheelchair van, a min-van and a support vehicle as we expand services throughout Cochise, Santa Cruz, Graham and Greenlee counties. Over the course of the past year, we have expanded our services causing us to more than double the vehicles in our fleet and we are continuing to grow at an unprecedented rate for Wellness Connections. In order to meet the needs of our members, we will need to expand the fleet as well as transportation services. This expansion will come with an increase in fuel and maintenance costs. Our older vehicles are becoming increasingly costly to maintain, due to frequent repairs.

COCHISE COUNTY FEDERAL FUNDING NEEDS ESTIMATES

Cochise County 5-Year Transit Program Cost Estimates

Year	5310	MM	5316	5317	5307/5311	Total
2013	\$189,500	\$115,000	\$0	\$0	\$2,359,964	\$2,664,464
2014	\$549,650	\$185,000	\$0	\$0	\$3,027,002	\$3,761,652
2015	\$578,825	\$300,000	\$0	\$0	\$3,329,703	\$4,208,528
2016	\$577,725	\$215,000	\$0	\$0	\$3,662,673	\$4,455,398
2017	\$635,496	\$310,000	\$0	\$0	\$4,028,940	\$4,974,436
2018	\$701,045	\$310,000	\$0	\$0	\$4,431,834	\$5,442,879
Totals	\$3,232,241	\$1,435,000	\$0	\$0	\$20,840,116	\$25,507,357

Cochise County

- 15 Transportation/Transit organizations participate in Transit/Transportation Coordination and apply for FTA funding.
- 2 of these applied to the 5310 program in FY 15/16 and previous years.
- 4 of these apply to the 5307/5311 program in FY 15/16 and previous years.

GRAHAM / GREENLEE COUNTIES FEDERAL FUNDING NEEDS ESTIMATES

Graham/Greenlee Counties 5-Year Transit Program Cost Estimates					
Year	5310	MM	5316	5317	Total
2013	\$422,112	\$68,822	\$0	\$0	\$490,934
2014	\$456,555	\$72,552	\$0	\$0	\$529,107
2015	\$436,652	\$76,488	\$0	\$0	\$513,140
2016	\$521,574	\$80,313	\$0	\$0	\$601,887
2017	\$573,731	\$88,344	\$0	\$0	\$662,075
2018	\$631,104	\$0	\$0	\$0	\$631,104
Totals	\$3,041,728	\$386,519	\$0	\$0	\$3,428,247

Graham & Greenlee Counties

- 4 Transportation /Transit organizations participate in Transit/ Transportation Coordination and apply for FTA funding.
- 2 of these applied to the 5310 program in FY 15/16 and previous years.
- 0 of these applied for Mobility Management in FY 15/16 and previous years.

SANTA CRUZ COUNTY FEDERAL FUNDING NEEDS ESTIMATES

Santa Cruz County 5-Year Transit Program Cost Estimates					
Year	5310	5311	5316	5317	Total
2013	\$402,932	\$0	\$0	\$0	\$402,932
2014	\$444,205	\$0	\$0	\$0	\$444,205
2015	\$510,826	\$0	\$0	\$0	\$510,826
2016	\$656,006	\$0	\$0	\$0	\$656,006
2017	\$721,607	\$0	\$0	\$0	\$721,607
2018	\$793,768	\$0	\$0	\$0	\$793,768
Totals	\$3,529,344	\$0	\$0	\$0	\$3,529,344

Santa Cruz County

- 4 Transportation/Transit organizations participate in Transit/ Transportation Coordination and apply for FTA funding.
- 2 of these applied to the 5310 program in FY 15/16 and previous years.
- 2 of these applied to the 5311 program in FY 15/16 and previous years.

Attachment A



SEAGO Region FY16 Provider Listing

SEAGO REGION TRANSIT SERVICE PROVIDER LISTING

April, 2016

5311 Providers	General Public	Elderly/ Disabled	Health-care	Behavioral Health	Residential Treatment	Domestic Violence Children	Applicant Status	Service Area	Service Sites	Service Days Hours	Funding Sources	Number of Vehicles	On Lien	Annual Ridership	Providing Service Since	Contact Person
City of Benson <i>Benson Area Transit</i>	X						Local Gov't	Benson, J Six/ Mescal, Pomerene and St. David	1	Mon-Fri 8:00 a.m. to 4:00 p.m.	5311, SEAGO AAA	4	3	15,938	2010	Laurie Botts 120 West 6th Street Benson, AZ 85602 520-432-6016 lbotts@hensonaz.gov
City of Bisbee <i>Bisbee Bus</i>	X						Local Gov't	Bisbee & Surrounding Area	1	M-F 6:00 a.m. to 6:15 p.m. Sa t.- 9:30 a.m. to 4:00 p.m.	5311, SEAGO AAA	3	3	45,361	1998	Shar Porier 118 Arizona Street Bisbee, AZ 85603 520-432-6016 sporier@cityofbisbeeaz.gov
City of Douglas <i>Douglas Rides</i>	X						Local Gov't	Douglas & Surrounding Area	1	Mon.-Sat. 8:00 a.m. to 5:00 p.m.	5311, SEAGO AAA	7	4	55,770	2007	Humberto Rivera 425 10th Street Douglas, AZ 85607 520-364-4474 humberto.rivera@douglasaz.gov
City of Sierra Vista <i>Vista Transit</i>	X						Local Gov't	S.V. & Fort Huachuca	1	M-F 7 a.m. to 6:00 p.m. Sat 10:30 to 6:00	5307	14	1	173,095	1997	Ryan Kooi 2050 E. Willcox Sierra Vista, AZ 85635 520-458-5775 ryankooi@sierra.vistaz.gov
Total Vehicles												28				
Total Vehicles on ADOT Lien													11			
Total Annual Ridership 5311 Program														290,164		
5310 Providers	General Public	Elderly/ Disabled	Develop. Disability	Behavioral Health	Healthcare	Domestic Violence Children	Applicant Status	Service Area	Service Sites	Service Days Hours	Funding Sources	Number of Vehicles	On Lien	Annual Ridership	Service Since	Contact Person
Douglas ARC			X				Private Non Profit	Douglas and Surrounding Area	1	24 hours 365 days	5310	20	1	163,235	1958	Gary Clark 610 E. 9th Street Douglas, AZ 85607 520-364-7473 douglasarc@theriver.com
Douglas Area Food Bank		X					Private Non Profit	Douglas and Surrounding Area	1	2 days a week 7:00 a.m. - 11:00 a.m.					1979	Javier Fimbres 660 G. Avenue Douglas, AZ 85607 520-364-4170 Javier.Fimbres@yahoo.com
Easter Seals Blake Foundation Graham County			X				Private Non Profit	Graham County	3	24 hours 365 days	5310	8	5	17,187	1980	Cheryl Wilson 527 Main Street Safford, AZ 85547 928-428-5990 cwilson@blake.easterseals.com
Easter Seals Blake Foundation Greenlee County			X				Private Non Profit	Greenlee County	2	24 hours 365 days	5310	3	2	10,490	1980	Cheryl Wilson 527 Main Street Safford, AZ 85547 928-428-5990 cwilson@blake.easterseals.com
Easter Seals Blake Foundation Santa Cruz County			X				Private Non Profit	Santa Cruz County	3	24 hours 365 days	5310	2	1	7,853	1998	Cheryl Wilson 527 Main Street Safford, AZ 85547 928-428-5990 cwilson@blake.easterseals.com
																42

SEAGO REGION TRANSIT SERVICE PROVIDER LISTING

April, 2016

5310 Providers (Continued)	General Public	Elderly/ Disabled	Develop. Disability	Behavioral Health	Healthcare	Domestic Violence Children	Applicant Status	Service Area	Service Sites	Service Days Hours	Funding Sources	Number of Vehicles	On Lien	Annual Ridership	Service Since	Contact Person
Echoing Hope Ranch			X				Private Non Profit	Cochise County Areas	1	24 hours 365 days	DD	4	0	6,084	2013	Marla Guerrero Exec. Dir. P.O. Box 4471 Bisbee, AZ 85603 520-366-1007 info@echoinghoperanch.org
Graham County Rehabilitation Center			X				Private Non Profit	Graham County	4	24 hours 365 days		13	3	22,368	1968	Lane Hegel 502 W. Main Street Safford, AZ 85548 928-428-7968 admin@gcrsafford.org
Horizon Health and Wellness			X				Private Non Profit	Sierra Vista and Nogales	2	Mon-Fri 7:00 a.m. to 4:00 p.m.	5310	6	4	14,511	1981	Marsha Ashcroft 210 E. Cottonwood Casa Grande, AZ 85122 520-836-1688 Marsha.ashcroft@hwaz.org
Mary's Mission				X			Private Non Profit	Greenlee, Santa Cruz, Pima, Maricopa,	4	24 hours 365 days	5310	5	3	24,000	1996	Eddie Flores 345 Taylor Sierra Vista, AZ 85635 520-417-2115 eflores@marys-mission.com
Mount Graham Safe House						X	Private Non Profit	Graham and Greenlee	4	24 hours 365 days	5310	3	3	1,428	1995	Jessica Diaz P.O. Box 1202 Safford, AZ 85548 928-348-9104 jessicad@mgsh.net
Pinal Hispanic Council				X			Private Non Profit	Cochise, and Santa Cruz	2	Monday-Friday 8:00 a.m. to 5:00 p.m.	Cenpatico,	4	0	12,168	1990	Tanya Cruz 519 North Main Street Eloy, AZ 85131 520-466-0921 Tcruz@pinalhispaniccouncil.org
Santa Cruz Council on Aging		X					Private Non Profit	Nogales Rio Rico Patagonia and Tubac	1	Mon-Fri 8:00 a.m. to 4:00 p.m.	SEAGO AAA	1	0	12,328	1972	Dr. Marcelino Varona Jr. 125 East Madison Nogales, AZ 85621 520-287-7422 sccoanoglaes@gmail.com
Santa Cruz Training Program			X				Private Non Profit	Santa Cruz County	1	24 hours 365 days	5310	14	5	60,000	1968	Marina Galhouse 70 E. La Castellana Nogales, AZ 85621 520-287-2043 marina.galhouse@gmail.com
Senior Citizens of Patagonia		X					Private Non Profit	Patagonia Elgin Sonoita Cannello	1	Mon-Fri 7:00 a.m. to	5310	2	2	1,440	1992	Erika Miller P.O. Box 1121 Patagonia, AZ 85621 520-394-2494 emmiller8@yahoo.com
SEACAP Graham and Greenlee Counties		X					Private Non Profit	Graham and Greenlee	3	Mon-Fri 8:00 5:00 (Varies)	5310, SEAGO AAA	4	3	10,273	1978	Deborah Kroegel 283 West 5th Street Safford, AZ 85546 928-428-8005 seacapdk@qwestoffice.net
The Women's Transition Project				X			Private Non Profit	Bisbee and Cochise County	5	24 hours 365 days	5310	2	1	3,287	2001	Chuck Burbank 2475 N. Jackrabbit Tucson, AZ 85745 520-882-5608 cburbank@pasaderanetwork.org
Town of Huachuca City		X					Local Gov't	Huachuca City and S.V.	1	Mon-Fri 6.5-7 hours	5310	3	1	1,400	2004	Bobbie Chapman 500 N. Gonzales Huachuca City, AZ 85616 520-456-1063 huachucacityaz.gov
Sierra Vista Volunteer Interfaith Caregiver Program (VICap)		X					Private Non Profit	Hereford Sierra Vista Huachuca City	1	Mon-Fri 6:00 a.m. to 6:00 p.m.	None	0	0	15,065	1994	Cindy Fulbright 300 El Camino Real Sierra Vista, AZ 520-456-1063 Vicap-sv@qwestoffice

SEAGO REGION TRANSIT SERVICE PROVIDER LISTING

April, 2016

5310 Providers (Continued)	General Public	Elderly/ Disabled	Develop. Disability	Behavioral Health	Healthcare	Domestic Violence Children	Applicant Status	Service Area	Service Sites	Service Days Hours	Funding Sources	Number of Vehicles	On Lien	Annual Ridership	Service Since	Contact Person
Wellness Connection			X	X			Private Non Profit	Cochise County	2	Mon-Fri (Some Saturdays)	5310	10	0	13,496	2002	Christie Santiago 1201 E. Fry #5 Sierra Vista, AZ 85635 520-452-0080 csantiago@wellness-connections.org
Wellness Connection			X	X			Private Non Profit	Graham and Greenlee	1	Mon-Fri (Some Saturdays)	5310	4	0	12,295	2002	Christie Santiago 1201 E. Fry #5 Sierra Vista, AZ 85635 520-452-0080 csantiago@wellness-connections.org
Total Vehicles										8:00 5:00		108				
Total Vehicles on ADOT Lien										8:00 5:00			34			
Total Annual Ridership 5310 Program														408,908		

Attachment B



SEAGO

SEAGO Region

FY16

**Vehicle Inventory
& Availability**

SEAGO REGION: 2015-2016 MASTER VEHICLE AVAILABILITY & REPLACEMENT PRIORITY

Graham & Greenlee Counties

Provider Name	Vehicle Location (Provide the city the vehicle is located in)	Year	Make	Model	Mileage	If used weekly, mark each day vehicle is used.							Hours in Which the Vehicle is Typically in Service and Highest Passenger Load per Vehicle During Hour																
						M	T	W	T	F	Sa	Su	Morning (AM)								Afternoon (PM)								
						4	5	6	7	8	9	10	11	12	1	2	3	4	5	6	7	8							
Blake Foundation	Safford	2010	Dodge	Amerivan	80,194	X	X	X	X	X	X	X					2	2	2	0	4	4	4	4	0	3	3	3	3
Blake Foundation	Safford	2010	Dodge	Amerivan	98,580	X	X	X	X	X	X	X					1	1	1	0	0	2	0	0	2	3	3	3	3
Blake Foundation	Safford	2012	Dodge	Amerivan	96,432	X	X	X	X	X	X	X					6	6	6	0	0	0	2	2	6	6	6		
Blake Foundation	Safford	2012	Dodge	Amerivan	74,866	X	X	X	X	X	X	X					2	2	1	1	0	0	1	1	2	2	2		
Blake Foundation	Safford	2012	Dodge	Amerivan	83,662	X	X	X	X	X	X	X					6	6	2	2	0	0	3	2	6	6	6		
Blake Foundation	Safford	2014	Dodge	Caravan	56,688	X	X	X	X	X	X	X					2	2	2	0	0	0	2	2					
Blake Foundation	Safford	2008	Chevy	Uplander	156,301	X	X	X	X	X	X	X					2	2	0	0	0	0	0	0	0	3	3	3	3
Blake Foundation	Safford	2007	Ford	Maxi	91,439	X	X	X	X	X	X	X					3	3	3	4	0	0	4	3	3	2	2	2	
Blake Foundation	Safford	2013	Ford	Maxi	43,198	X	X	X	X	X	X	X					2							2					
Blake Foundation	Safford	2007	Dodge	Caravan	82,749	X	X	X	X	X	X	X					3	1	1	1	0	1	1	3	4				
Blake Foundation	Safford	2010	Toyota	Sienna	98,291	X	X	X	X	X	X	X					2	1	1	1	0	1	1	2	3				
Blake Foundation	Greenlee County	2008	Ford	Maxi	128,329	X	X	X	X	X	X	X					3	3	0	2	2	2	2	3	3				
Blake Foundation	Greenlee County	2012	Dodge	Amerivan	111,663	X	X	X	X	X	X	X					3	3	2	2	2	2	2	3	3				
Blake Foundation	Greenlee County	2012	Dodge	Amerivan	118,834	X	X	X	X	X	X	X					3	3	2	2	2	2	2	3	4				
Blake Foundation	Santa Cruz County	2009	Ford	Maxi Van	26,866	X	X	X	X	X	X	X					4	4	4	4	4	4	4	4	4				
GCRC	Safford	2008	Chevy	Uplander	123,003	X	X	X	X	X							3	0	0	1	1	1	0	0	3	1	1	1	1
GCRC	Safford	2005	Nissan	Quest	85,868	X	X	X	X	X									1	1	1	1	1	1	1	1	1		
GCRC	Safford	2010	Toyota	Sienna	64,481	X	X	X	X	X							4	0	1	1	0	1	1	1	3	3	3	3	3
GCRC	Safford	2000	Ford	WSD	173,539	X	X	X	X	X							1	0	0	0	0	0	1	1	1	0	0	0	1
GCRC	Safford	2005	GMC	SA3	122,105																								
GCRC	Safford	2014	Starc	Bus	25,898	X	X	X	X	X													10	0	0	10			
GCRC	Safford	2015	Chevy	Van	13,860	X	X	X	X	X										10	1	0	10	1	0	10			
GCRC	Safford	2015	Chevy	Van	11,793	X	X	X	X	X										6	1	4	4	4	4	4	6		

SEAGO REGION: 2015-2016 MASTER VEHICLE AVAILABILITY & REPLACEMENT PRIORITY

GCRC	Safford	2008	Ford	WSD	102,147	X	X	X	X	X						8	0	0	0	0	0	0	0	0	0	8									
SEACAP	Safford	2011	Supreme	Candidate	65,770	X	X	X	X	X							3	6	5	4			3	6	5	3									
SEACAP	Clifton	2013	Supreme	Candidate	33,697	X	X	X	X	X							3	4	5	4			4												
SEACAP	Duncan	2013	Supreme	Candidate	29,063	X	X	X	X	X							2	4	5	5			4												
SEACAP	Safford	2006	Ford	Maxivan	81,338																														
Wellness Connections	Safford	2003	Chevy	Silverado	121,582	X	X	X	X	X	X						4	4	4	4	4	4	4	4	4	4	4	4	4	4	4	4	4	4	4
Wellness Connections	Safford	2006	Chrysler	Town &	120,951	X	X	X	X	X	X						5	5	5	5	5	5	5	5	5	5	5	5	5	5	5	5	5	5	5
Wellness Connections	Safford	2008	Ford	E350	50,055	X	X	X	X	X	X						12	12	12	12	12	12	12	12	12	12	12	12	12	12	12	12	12	12	12
Wellness Connections	Safford	2011	Toyota	Sienna	88,386	X	X	X	X	X	X						6	6	6	6	6	6	6	6	6	6	6	6	6	6	6	6	6	6	6
Mt. Graham Safe House	Safford	2011	Toyota	Sienna	47,210	X	X	X	X	X	X	X												4	2	3	3	2							
Mt. Graham Safe House	Safford	2012	Toyota	Sienna	47,326	X	X	X	X	X	X	X						2						3	4	2	2	3							
Mt. Graham Safe House	Safford	2012	Dodge	Grand Cara	46,864	X	X	X	X	X							1																	1	

Key:

Back-up /Used Less than 1 day a week
Vehicle on Loan
Vehicle in Service
Regional Replacement Priority

SEAGO REGION: 2015-2016 MASTER VEHICLE AVAILABILITY & REPLACEMENT PRIORITY

<i>Santa Cruz County</i>																																
Provider Name	Vehicle Location (Provide the city the vehicle is located in)	Year	Make	Model	Mileage	each day vehicle is used.							Hours in Which the Vehicle is Typically in Service and Highest Passenger Load per Vehicle During Hour																			
						M	T	W	T	F	Sa	u	Morning (AM)							Afternoon (PM)												
						4	5	6	7	8	9	10	11	12	1	2	3	4	5	6	7	8										
Senior Citizens of Patagonia	Patagonia	2012	Ford	E350	18,204	X	X	X	X									1	1	1	1	1	1	1	1	1	1					
Senior Citizens of Patagonia	Patagonia	2011	Dodge	Caravan	45,418	X	X	X	X	X									1	1	1	1	1	1	1	1	1	1	1			
Santa Cruz Training Program	Nogales	2013	Ford	E350	18,280	X	X	X	X	X									0	8	8	8	8	8	0	4	0	0				
Santa Cruz Training Program	Nogales	2012	Dodge	El Dorado	30,012	X	X	X	X	X	X	X		0	0	0	0	0	0	4	4	4	4	0	4	4	4	4	0	0	0	0
Santa Cruz Training Program	Nogales	2012	Dodge	El Dorado	30,013	X	X	X	X	X									5	5	0	4	4	4	0	2	5	5				
Santa Cruz Training Program	Nogales	2011	Ford	Crew Cab	47,763	X	X	X	X	X									4	4	3	3	3	3	3	3	3	4				
Santa Cruz Training Program	Nogales	2011	Chevrolet	Silverado	37,242	X	X	X	X	X									1	3	3	3	3	3	3	3	3	1				
Santa Cruz Training Program	Nogales	2009	Chevrolet	Crew Cab	51,033	X	X	X	X	X									2	2	2	2	2	2	1	1	1	1	1			
Santa Cruz Training Program	Nogales	2008	Chevrolet	Minivan	86,067	X	X	X	X	X									3	0	5	5	5	5	0	5	0	0				
Santa Cruz Training Program	Nogales	2007	Ford	Van	43,057	X	X	X	X	X	X			3	3	0	0	8	8	8	8	8	0	5	5	5						
Santa Cruz Training Program	Nogales	2007	Ford	Van	58,852	X	X	X	X	X									0	0	8	8	8	8	0	5	5	5				
Santa Cruz Training Program	Nogales	2006	Ford	Supreme	63,265	X	X	X	X	X	X	X		0	0	0	6	6	0	0	0	0	0	0	6	6	6	2	2	0	0	
Santa Cruz Training Program	Nogales	2006	Ford	Ecoline	53,711	X	X	X	X	X									0	2	8	8	8	8	0	0	0	0				
Santa Cruz Training Program	Nogales	2005	Ford	E350	76,402	X	X	X	X	X									9	9	9	9	9	9	0	0	9	9	9			
Santa Cruz Training Program	Nogales	2015	Chevrolet	Express	10,846	X	X	X	X	X									9	9	0	4	4	4	0	0	9	9				
Santa Cruz Training Program	Nogales	2016	Ford	E350	14,989	X	X	X	X	X										0	0	0	0									
City of Nogales	Nogales	2007	Chevy	Van	22,129																											
City of Nogales	Nogales	2005	Ford	Cutaway	80,323	X			X										3	3	3	3	3	0	3	3	3	3				
City of Nogales	Nogales	2008	Ford	E250	23,326																											
City of Nogales	Nogales	2009	Ford	Cutaway	58,322		X	X		X									3	3	3	3	3	0	3	3	3	3				

SEAGO REGION: 2015-2016 MASTER VEHICLE AVAILABILITY & REPLACEMENT PRIORITY

Horizon Human Services	Nogales	2011	Chevy	Express	86,178	X	X	X	X	X													4	4	0	5	5	5	5	5	5							
Horizon Human Services	Nogales	2010	Ford	Supreme	51,242	X	X	X	X	X														5	5	0	3	3	3	3	3	3	3	5	5			
Horizon Health and Wellness	Nogales	2004	Ford	Supreme	67,150	X	X	X	X	X														4	4	0	5	5	5	5	5	5	4	4				
Pinal Hispanic Council	Nogales	2010	Dodge	Caravan	88,523	X	X	X	X	X															4	4	2	2	3	3	1	1	4	4				
Pinal Hispanic Council	Nogales	1998	Ford	E350																																		
Pinal Hispanic Council	Nogales	2015	Dodge	Caravan	25,182	X	X	X	X	X															5	5	3	5	2	5	2	4	2	4				
Pinal Hispanic Council	Nogales	2010	Chrysler	Town	84,095	X	X	X	X	X															3	3	3	3	3	3	3	3	3					
Santa Cruz Council on Aging	Nogales	2007	Chev	Van	70,687	X	X	X	X	X																3	7	4		5	9							
Wellness Connections	Nogales	2013	Kia	Soul	56,373	X	X	X	X	X	X														2	2	2	2	2	2	2	2	2	2	2			
Wellness Connections	Nogales	2009	Ford	Econo	116,121	X	X	X	X	X	X														8	8	8	8	8	8	8	8	8	8	8			

Key:

Back-up /Used Less than 1 day a week
Vehicle on Loan
Vehicle in Service
Regional Replacement Priority

Attachment C



SEAGO Region FY16 Project Priority Matrix

SEAGO Priority Project Scoring Matrix

Listed below are the priorities developed by Coordination Groups that should guide regional funding decisions:

SEAGO Region 5310 Funding Priorities		
#	Priority	Point Value
1	Projects that have a broad mission that serves both the elderly and individuals with disabilities.	25
2	Projects that go “above and beyond” ADA requirements	20
3	Continued funding of existing programs that lack a public transportation alternative.	15
4	Continued funding of existing programs that actively participate in regional coordination activities.	10
5	New programs that address regional service gaps.	5

Below is the SEAGO Region Matrix in which Project Priorities have been identified based upon their ability to meet the Funding Priorities listed above:

SEAGO Region 5310 Priorities By Project									
Project	Annual Riders*	SEAGO Funding Priorities							Rank
		1	2	3	4	5	Bonus Points	Total	
Easter Seals Blake Foundation	35,530	25	20	15	10	0	106	176	1
Santa Cruz Training Program	60,000	25	20	15	10	0	100	170	2
Wellness Connection	25,791	25	20	15	10	5	58	133	3
Senior Citizens of Patagonia	1,440	25	20	15	10	5	44	119	4
VICAP	15,065	25	20	15	10	5	35	110	5
SEACAP	10,273	25	20	15	10	5	17	92	6
Douglas ARC	163,235	0	20	15	10	0	34	79	7
Horizon Health and Wellness	14,521	0	20	15	10	0	29	74	8
Women’s Transition Project	3,287	0	20	15	10	0	28	73	9
Pinal Hispanic Council	12,168	25	20	15	10	0	0	70	10
Town of Huachuca City	1,200	25	20	15	10	0	0	70	11
Mount Graham Safe House	1,428	0	20	15	10	0	23	68	12
Mary’s Mission	24,000	0	20	15	10	0	0	45	13
Graham County Rehabilitation	22,368	0	20	15	10	0	0	45	14
Santa Cruz Council on Aging	12,328	0	20	15	10	0	0	45	15
Echoing Hope Ranch	6,084	0	20	15	0	5	0	40	16
Douglas Area Food Bank	0	0	0	0	0	0	0	0	17
Nogales Infantil	0	0	0	0	0	0	0	0	18

*Tie breaker is annual ridership.

Applied for FY16 FTA Section 5310 Funding

Attachment D



SEAGO Region Intercity Transportation Providers FY16

SEAGO INTERCITY PROVIDER LISTING

Cochise County

Benson/Willcox

Provider Name: Greyhound

Phone Number: 520-392-4790

Address: Benson Visitor Center, 249 E 4Th St Benson, AZ 85602

Website: <https://www.greyhound.com>

Service Information: Service is provided 7 days a week from Benson to El Paso and from Benson to Tucson/Phoenix. The bus departs to Tucson/Phoenix at 7:00am. The bus departs to El Paso at 2:00pm.. This route also serves Willcox at the Freeway Texaco, 1203 W Rex Allen Drive. The bus is wheelchair accessible

Douglas

Provider Name: Transporte Direct Shuttle

Phone Number: 602-272-5555

Address: 231 E 1st St, Douglas, AZ 85607

Website: www.transportedirecto.info

Service Information: Service is provided 7 days a week from Douglas to Tucson and Phoenix. Shuttles depart every hour from 7:00am to 6:00pm. Vehicles are not wheelchair accessible.

Provider Name: Sergio's Shuttle

Phone Number: 520-805-0555

Website: None

Service Information: Service is provided 7 days a week from Douglas to Tucson and Phoenix. Shuttles depart every two hours from 9:00am to 6:00pm. Vehicles are not wheelchair accessible.

Sierra Vista

Provider Name: Huachuca Shuttle

Phone Number: 520-349-0349

Address: 3987 Fiscus Loop, Sierra Vista, AZ 85635

Website: <http://www.huachucashuttle.com/>

Service Information: Service is provided on a reservation basis. Shuttle service is provided from Sierra Vista to the Tucson Airport. Vehicles are not wheelchair accessible.

Provider Name: 3 Canyons Transit Company

Phone Number: 520-807-6713

Address: 4771 E Hereford Rd, Hereford, AZ 85615

Website: <http://www.arizonasunshinetours.com/shuttle.html>

Service Information: Service is provided on a reservation basis. Shuttle service is provided from Sierra Vista to the Tucson Airport. Vehicles are not wheelchair accessible.

Provider Name: Transportation Express

Phone Number: 520-249-4768

Address: 104 N 7th St Suite A, Sierra Vista, AZ 85635

Website: None

Service Information: Service is provided on a reservation basis. Shuttle service is provided from Sierra Vista to the Tucson Airport. Vehicles are not wheelchair accessible.

Provider Name: Slick Shuttle Service

Phone Number: 520-458-1888

Address: 4750 East highway 90, Sierra Vista, AZ 85635

Website: <http://www.slickshuttleservice.com>

Service Information: Service is provided on a reservation basis. Shuttle service is provided from Sierra Vista to the Tucson Airport. Vehicles are not wheelchair accessible.

Provider Name: Arizona Department of Corrections

Phone Number: 520-364-7521

Address: 6911 N Bdi Blvd, Douglas, AZ 85607

Website: <https://corrections.az.gov/prisons>

Service Information: This is a van pool program that is strictly for Correctional Officers that work at the Douglas Prison Complex. Vans are provided for the Day Shift, Swing Shift, and the Mids Shift. These vans go from Sierra Vista to Bisbee to Douglas Prison Complex daily.

Graham/Greenlee Counties

Safford-Thatcher Provider

Name: Greyhound Phone

Number: 1-800-231-2222

Address: 3775 W Main St., Thatcher, AZ

Website: <https://www.greyhound.com>

Service Information: Service is provided 7 days a week from Thatcher to El Paso and from Thatcher to Phoenix. The bus departs to Phoenix at 10:45am. The bus departs to El Paso at 11:30pm. This route also serves Bylas at 297 E. US Highway 70 and Duncan at 221 US Highway 70. The bus is wheelchair accessible.

San Carlos

Provider Name: San Carlos Apache Nnee Bich'o Nil Public Transit

Phone Number: 928-475-5011

Address: PO Box 871, Peridot, AZ 85542

Website: [http://www.transitunlimited.org/Nnee Bich%E2%80%99o Nii Transit](http://www.transitunlimited.org/Nnee_Bich%E2%80%99o_Nii_Transit) (Schedule)

Service Information: Service is provided Monday through Friday. The bus departs San Carlos to Safford at 6:45am, 10:55am, and 4:45pm. The bus departs Safford to Sana Carlos at 8:15am, 1:25pm, and 6:30pm. This route also serves Bylas, Fort Thomas, Pima, and Thatcher. Please see website for times and bus stop locations. The bus is wheelchair accessible.

Santa Cruz County

Provider Name: Natty's Nogales Shuttle Service

Phone Number: 520-287-8888

Address: 286 W Mix, Nogales, AZ 85621

Website: http://nattysshuttle.com/?page_id=735

Service Information: Service is provided on a reservation basis. Shuttle service is provided from Sierra Vista to the Tucson Airport. Vehicles are not wheelchair accessible.

Region Intercity Service Needs & Priorities

1. Intercity Bus Service that connects the Douglas and Bisbee FTA Section 5311 bus systems to the Sierra Vista (Vista Transit) FTA Section 5307 bus system.
2. Intercity Bus Service that connects the Sierra Vista (Vista Transit) FTA Section 5307 bus system to the National Intercity Bus System (Greyhound) in Benson, Arizona.
3. Intercity Bus Service that connects the City of Nogales to the National Intercity Bus System (Greyhound) in Tucson, Arizona.
4. Intercity Bus Service that connects the City of Tombstone to Bisbee, Benson, and the National Intercity Bus System (Greyhound) in Benson, Arizona.

Attachment E

SEAGO Region Online Resources

SEAGO Regional Mobility Management

<http://www.seago.org/?q=regional-mobility-management-0>

SEAGO Region Transportation Providers

<http://www.seago.org/?q=southeast-arizona-transportation-providers#overlay-context=>

SEAGO/NACOG 2015-2017 Coordinated Training Plan

<http://www.seago.org/sites/default/files/documents/FINAL%20SEAGO%20Training%20Plan%204-10-15.pdf>

SEAGO Region Vehicle Inventory

<http://www.seago.org/sites/default/files/documents/FY14%20Vehicle%20Inventory.pdf>

SEAGO Region Coordination Meeting Calendar

<http://www.seago.org/?q=coordination-meeting-calendar>

User-friendly Mobility Resource Website for Passengers & Providers

<http://www.azmobility.org>

Facebook page: SEAGO Mobility Resource for Southeastern Arizona

<http://www.facebook.com/regionalmobility>