

**South
Eastern
Arizona
Governments
Organization**



**Transportation Planning
Department**

1403 W. Highway 92
Bisbee, AZ 85603

Tel: 520.432.5301
Fax: 520.432.5858
transportation@seago.org

www.seago.org
www.azmobility.org

Arizona Councils of Governments
Region VI covering Cochise,
Graham, Greenlee, and
Santa Cruz Counties

**REGIONAL
TRANSPORTATION
COORDINATION
PLAN UPDATE**

2018-2019



<u>Table of Contents</u>	<u>Page</u>
Introduction.....	3
Title VI.....	3
SEAGO Contact Information.....	4
The Federal Transit Administration (FTA).....	5
SEAGO Region Information.....	6
Goals of the Coordination Plan.....	7
Transit Needs Assessment.....	8
Transit Dependent Population Data.....	8
Transit Needs Summary.....	9
Assessment of Needs by Population.....	13
Assessment of Needs by Geographic Area.....	14
Transportation Capacity Building and Gap Closing Strategies.....	17
SEAGO Region 5310 Funding Priorities.....	22
FY18 Section 5310 Applicants.....	24
Provider Directory.....	25
Individual Agency Descriptions.....	27
Cochise County Funding Estimates.....	50
Graham County Funding Estimates.....	51
Santa Cruz Funding Estimates.....	52
Attachment A: SEAGO Region Provider Listing.....	53
Attachment B: Vehicles Inventory/Availability.....	56
Attachment C: Demographic Data Table.....	66
Attachment D: Public Meeting Log.....	68
Attachment E: SEAGO Region Online Resources.....	70
Attachment F: SEAGO Region Intercity Transportation Providers.....	72

Introduction

Federal Transit Law requires that projects selected for funding under the Elderly Individuals and Individuals with Disabilities (Section 5310) programs be derived from a locally developed, coordinated public transit-human services transportation plan. The purpose of the plan is to identify the transportation needs of individuals with disabilities, older adults, and people with low incomes, provide strategies for meeting these needs, and prioritize transportation services for funding and implementation.

SEAGO recognizes that the transit environment is dynamic and ever changing. As a result, SEAGO reviews and updates the plan on an annual basis. This Plan Update includes updated regional demographic data, transit capacity building strategies, as well as updated information on new and existing transportation providers serving the transportation dependent and disadvantaged populations in the region.

SEAGO utilizes a process that includes representatives of public, private and nonprofit transportation and human services providers, elected officials, and public participation identify transit needs/service gaps and to establish priorities in order to make informative funding decisions for specialized transportation services.

This plan update will focus on the 2017-2018 State fiscal year and will be updated once again in January of 2019.

Title VI

SEAGO is committed to ensuring that no person is discriminated against on the grounds of race, color, national origin, sex, age, disability, limited English proficiency, or low- income status as provided by Title VI of the Civil Rights Act of 1964, The Civil Rights Restoration Act of 1987, Section 504 of the Rehabilitation Act of 1973, Americans with Disabilities Act of 1990 (ADA), Executive Order 12898 (Environmental Justice), Executive Order 13166 (Limited Proficiency), Code of Federal Regulations 49 Part 21, Code of Federal Regulations 23 part 200, and Code of Federal Regulations Part 303.

The SEAGO strives to ensure nondiscrimination in all of its programs and activities, whether those programs and activities are federally funded or not. As a sub-recipient of federal funding, SEAGO is responsible for initiating and monitoring Title VI activities, preparing required reports, technical assistance and training. SEAGO's consultants must also comply with this policy. SEAGO's Title VI Public Participation and Implementation Plan can be found at <http://www.seago.org/tsp/title6.html> .

Attachment D provides a listing of the 2017/2018 public involvement activities in which input was collected for this planning process.

SEAGO Transportation Staff Contact & Coordination Meeting Information

Transportation Program Manager

Chris Vertrees | cvertrees@seago.org

Tel: 520.432.5301 x 209

Regional Mobility Manager

Connie Gastelum | cgastelum@seago.org

Tel: 520.432.5301 x 213

Assistant Regional Mobility Manager/Training Coordinator

Jessica P. Urrea | jurrea@seago.org

Tel: 520.432.5301 x 215

Grant/Title VI Coordinator

John Merideth | jmerideth@seago.org

Tel: 520.432.5301 x 212

Graham & Greenlee County

Coordination meetings are 2nd Tuesday, bi-monthly at 10:00 a.m. in Safford.

Cochise & Santa Cruz County

Cochise/Santa Cruz County Coordination meetings are 2nd Thursday, bi-monthly at 10:00 a.m. in Benson.

Coordination meeting schedules, agenda minutes can be viewed at: <http://www.azmobility.org/events>



The Federal Transit Administration (FTA)

Federal Transit Administration (FTA) Section 5300 Rural Public Transportation Programs provide funds for capital, administrative, operating, and training assistance to local public bodies and nonprofit organizations for the operation of public transportation services in non-urbanized areas. The following FTA Programs are available in the SEAGO Region:

TRANSIT/TRANSPORTATION PROGRAMS

Section 5310 - Enhanced Mobility of seniors and Individuals with Disabilities

The purpose of the Section 5310 Program is to improve mobility for seniors and individuals with disabilities by removing barriers to transportation service and expanding transportation mobility options. This program supports transportation services planned, designed, and carried out to meet the special transportation needs of seniors and individuals with disabilities in all areas – large urbanized (over 200,000), small urbanized (50,000-200,000), and rural (under 50,000). Eligible projects include both traditional capital investment and nontraditional investment beyond the Americans with Disabilities Act (ADA) complementary paratransit services. SEAGO has over 15 programs that receive Section 5310 funding.

Section 5311- Rural Area Formula Grants

This program provides capital, planning, and operating assistance to states and federally recognized Indian tribes to support public transportation in rural areas with populations less than 50,000, where many residents often rely on public transit to reach their destinations. It also provides funding for state and national training and technical assistance through the Rural Transportation Assistance Program. Benson, Bisbee, and Douglas operate 5311 programs within the SEAGO Region.

Section 5307 - Urbanized Area Formula Grant

The Urbanized Area Formula Funding program (49 U.S.C. 5307) makes Federal resources available to urbanized areas and to Governors for transit capital and operating assistance in urbanized areas and for transportation related planning. An urbanized area is an incorporated area with a population of 50,000 or more that is designated as such by the U.S. Department of Commerce, Bureau of the Census. Sierra Vista is the only 5307 operator within the SEAGO Region.

SEAGO and Regional Mobility Management

SEAGO is a regional planning agency which performs and coordinates a variety of functions. Established in 1972, SEAGO is a 501(c) 3, nonprofit organization whose mission is to assist local governments in seeking cooperative solutions to area wide problems; to provide a forum for regional policy development and serve as a coordinating link between municipal, county, tribal, state, and federal agencies. SEAGO is one of six Arizona Councils of Governments (COGs). SEAGO serves the four counties of Cochise, Graham, Greenlee, and Santa Cruz. Together they comprise 13,946 square miles of rural area with per capita income below the state and national averages.

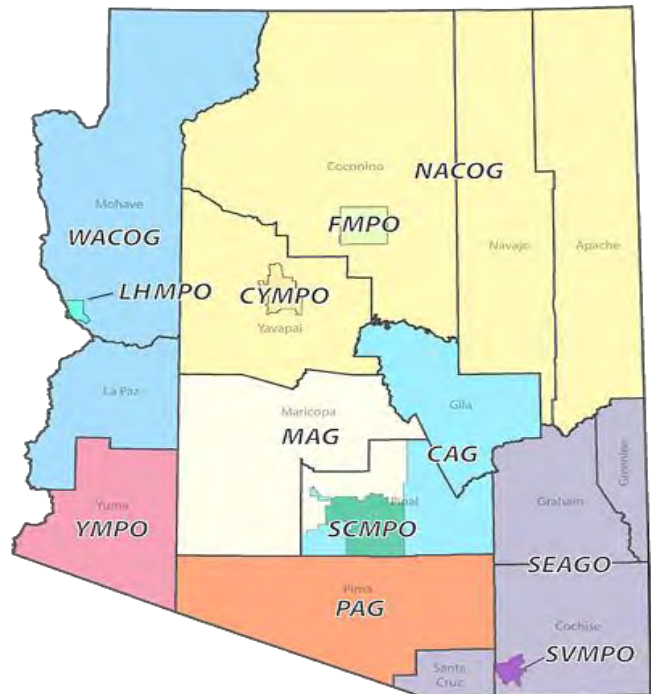
SEAGO's Regional Mobility Management program is a result of federal and state mandates for increased coordination efforts with a focus on expansion of services and greater cost efficiencies. The goals and objectives of the program include:

- Provide greater public access to transportation and transportation information;
- Provide support to existing local mobility managers and transportation providers;
- Identify ways to fill gaps in the provision of transportation services;
- Identify ways to ease barriers and reduce costs for transportation providers;
- Act as a conduit between transportation providers and transportation funders; and
- Act as an advocate for the development of federal, state, and local policy that supports the advancement of rural transportation opportunities and stated goals.

Within the SEAGO region, local governments and human services providers have come together in an effort to maximize scarce resources and build efficiencies that will better serve the residents of the area. In that same spirit, providers of public transit programs and special needs transportation services have conceived this coordination plan as a means to establish and improve transit and transportation services for the four county regions. This Coordination Plan was developed by the SEAGO Transportation Department in cooperation with transit and transportation providers throughout the region. The Plan has been approved by the SEAGO Executive Board and updates are submitted to ADOT on an annual basis.

The Goals of the Coordination Plan

The SEAGO Region Transit/Transportation Coordination Groups coordinate their efforts and communications in order to provide information and guidance to federal, state and local government officials as well as transportation/transit service providers for the purposes of policy development, decision making, and investments needed to create greater efficiencies, build capacities and address gaps in service.



In addition, the Coordination Plan serves as a catalog of transit and transportation services available in the region. Its content is made available on the SEAGO website, www.azmobility.org, for use by the general public and by organizations serving persons in need of transit/transportation services.

As funding priorities shift during this uncertain economy, information shared on a region wide basis enables smaller agencies to coordinate with larger providers to cover gaps in service, and for all members to implement the best usage of monies, equipment, and personnel.

While each member organization has its own goals and objectives for its transit/ transportation programs, common issues are often served by collective solutions. The goal of this coordination plan can be summarized more simply as ***a desire to meet the transit/transportation needs of the region's citizens in a safe, reliable, accessible manner that maximizes the use of resources and minimizes the cost to provide said services.***

The Coordination Process

Coordination meetings are held in Cochise, Graham, and Santa Cruz Counties each quarter. The meetings provide an opportunity for rural area governments and organizations to discuss ways they can improve their services and share information pertinent to the success of their transit operations. They are able to share resources through program management and driver training, vehicle maintenance and repair, route coordination, program planning, and funding strategies. In addition, organizations work together to determine how to fill gaps in rider services, and to conduct geographic outreach.

These Coordination groups consist of public and human services transportation providers, local elected public officials, local government representatives, the general public, social service and faith-based agencies that represent the elderly, individuals with disabilities, veterans, low income, domestic abuse, and youth programs. In addition, ADOT staff participates in Coordination meetings at various times throughout the year and provide valuable guidance, data, and resources. ADOT also supports the coordination effort by holding statewide meetings and conferences that allow providers to learn about and model other successful programs.

The Regional Mobility Manager and Assistant Regional Mobility Manager facilitate meetings in Cochise, Santa Cruz, Graham/ Greenlee Counties, disseminate information to members, assist in identifying gaps, and encourage collaborative efforts.

Annually, each coordination group come together to form the Regional Coordination Council. New members are added to the Plan and organizations no longer active are removed from the Plan. Each organization is given an opportunity to update their own efforts and the combined efforts of the group are recorded in the Plan. This group reviews the Human Services Transportation Coordination Plan. The process includes an update of the regional needs assessment, a review of and update of regional transit goals, capacity building and gap filling strategies, and the establishment of Regional Funding Priorities for the 5310 grant cycle.

Transit Needs Assessment

The core of the coordinated mobility planning process is the **needs assessment**. The needs assessment focuses on the identification and assessment of community transportation needs comparative to available resources. The purpose of this process is to help the public set goals, identify outcomes, develop strategies, and establish a network of transportation services that will meet customer and community needs.

The coordinated mobility planning process focuses on specific population groups that are more likely to be dependent on public transit and specialized transportation. These groups are often defined as **transit dependent** and include:

- **Elderly:** This includes all individuals 65 years of age or older.
- **Individuals with disabilities:** The FTA defines disability as “with respect to an individual, a physical or mental impairment that substantially limits one or more of the major life activities of such individuals. The phrase major life activities means functions such as caring for one's self, performing manual tasks, walking, seeing, hearing, speaking, breathing, learning, and work.”
- **Below poverty level:** This includes individuals whose family income is at or below the 150 percent poverty line threshold.

Transit Dependent Population Data

To better understand the transit needs and demand for services of our transit dependent population demographic data was collected for each county. This data illustrates how transit dependent population groups are represented throughout the region in order to provide an understanding of the transportation needs that the Coordination Plan attempts to address. The sources for these datasets include the 2010 U.S. Census and the 2015 American Community Survey (ACS) Estimates. The following table reflects the data collected along with a 5-year demand estimates:

Cochise County: Population 128,343					
Population Type	2016	2017	2018	2019	2020
Over Age 65	33,708	34,045	34,385	34,729	35,076
Disabled	17,941	18,120	18,301	18,484	18,668
Below Poverty Level	18,861	19,050	19,241	19,433	19,627
Cochise Totals	70,510	71,215	71,927	72,646	73,371
Graham County: Population 38,303					
Population Type	2016	2017	2018	2019	2020
Over Age 65	6,359	6,423	6,487	6,552	6,618
Disabled	4,005	4,045	4,085	4,126	4,167
Below Poverty Level	6,205	6,267	6,330	6,393	6,457
Graham Totals	16,569	16,765	16,902	17,071	17,242
Greenlee County: Population 10,433					
Population Type	2016	2017	2018	2019	2020
Over Age 65	1,389	1,403	1,417	1,431	1,445

Disabled	985	995	1,005	1,015	1,025
Below Poverty Level	997	1,007	1,017	1,027	1,037
Graham Totals	3,371	3,405	3,439	3,473	3,507
Santa Cruz County: Population 50,581					
Population Type	2016	2017	2018	2019	2020
Over Age 65	10,027	10,127	10,228	10,330	10,433
Disabled	4,779	4,827	4,875	4,924	4,973
Below Poverty Level	5,607	5,663	5,720	5,777	5,835
Santa Cruz Totals	20,413	20,617	20,823	21,031	21,241
SEAGO Totals	110,863	112,002	113,091	114,221	115,361

The following table illustrates need in relation to percentage of county population.

County	Total Population	Transit Dependent	Percentage Transit Dependent
Cochise	128,343	70,510	55%
Graham	38,303	16,569	43%
Greenlee	10,433	3,371	32%
Santa Cruz	50,581	20,413	40%
SEAGO Region	227,660	110,863	49%

Transit Needs Summary

There are nine US States that have fewer square miles than the SEAGO region. Sierra Vista is the largest city in Cochise County with a population of nearly 50,000. Nogales, in Santa Cruz County, is its largest city with 21,392. Safford is the largest city in Graham County with a population of 9,653. Morenci and Clifton have a combined population of around 5,000 in Greenlee County. With a large geographical service area, and sparsely populated spaces that have a significant population of baby-boom generation and elderly, transportation needs within the SEAGO region are significant.

Within the region there are three FTA Section 5311, fixed route transit services, one each in Benson, Bisbee, and Douglas. The City of Sierra Vista operates a FTA Section 5307 fixed route transit system. All of these programs are located in Cochise County. There currently is no public transportation service that connects these systems. There are no fixed route systems in Santa Cruz, Graham, or Greenlee Counties.

Within the Section 5310 (Coordinated Mobility Program), the most often cited use of transportation is for health care, followed by access to shopping, appointments, and food/ nutrition. Access to jobs and job training are most often used by consumers with developmental disabilities and those who are seeking rehabilitation services.

As funding resources become scarce, funding priorities become more difficult. It is agreed that all transportation programs in the SEAGO region are important, valued, and essential to maintaining basic services and adding quality to the lives of riders who routinely depend on it. Programs that combine efforts, serve multiple client bases and/or serve large sections of the region will receive funding priority. New programs will be considered for recommendation only if they fill identified gaps in service.

Ridership numbers are going up across the region. With rising pressures on both sides (reduced funding and increased ridership), municipalities and organizations providing transit and transportation services will see greater unmet needs and ultimately larger gaps in service provision.

The SEAGO Region’s senior population is highly dependent on “all-volunteer” programs such as the Sierra Vista Interfaith Caregiver Program (VICaP) and Senior Citizens of Patagonia. High operating costs are limiting program effectiveness. These programs are in need of operating funds to maintain service levels of over 17,000 riders annually.

Identifying efficiencies, potential for cost reductions, and opportunities for greater connectivity are priorities for the coming years in the SEAGO region. Without success in these areas, the region is at great risk of losing ground and ultimately losing essential transit/transportation.

In 2016, two transit Feasibility Studies were conducted in the SEAGO Region. The Graham County Feasibility Study focused on service that connected the communities of Safford, Thatcher, Pima, and the unincorporated areas of Graham County immediately adjacent to these communities. The Cochise County Intercity Route Feasibility Study focused on connecting service between the communities of Benson, Bisbee, Douglas, and Sierra Vista.

Graham County Transit Feasibility Study

The firm Mobility Planners LLC was selected to conduct the Graham County Study. Mobility Planners utilized the Transit Cooperative Research Program (TCRP) Rural Transit Demand Estimation Tool to identify transit demand for services. The tool provides a realistic range of transportation need based on the number of persons living below poverty, the number of households without access to an automobile, and the trips per household per day for low income families based on national research. The following is a table created by Mobility Planners, LLC that provides the output from the TCRP Rural Transit Demand Estimation Tool:

TCRP Report	Output
Total Households without Access to Auto	1,070
Arizona Trips Per Capita On Transit	0.8
Total Transit Need, Daily One Way Trip	860
Annual One-Way Transit Trips	256,800

Mobility Planners, LLC concluded that there is a significant need for additional public transportation in Graham County. The qualitative input from key stakeholders was unanimous on the need for public transportation. Based on national research the total need for transit, including both public transportation and human service agency transportation is approximately 257,000 annual trips. The following are locations that were consistently mentioned by stakeholders and focus group participants as key destinations for a transit service.

- Access to Eastern Arizona College
- Access to Medical Facilities
- Access to Shopping
- Access to Downtown Safford
- Access to Social Service Offices

The Graham County Transit Feasibility Study can be accessed at www.azmobility.org

Cochise County Intercity Route Study

The firm Moore & Associates, Inc. was selected to conduct the Cochise County Intercity Route Feasibility Study. Moore & Associates collected data from over 800 participants through public survey tools and public meetings. More than half of all respondents indicated Sierra Vista as the most common travel destination. 73 percent of the respondents indicated that would use a bus service between Douglas/Bisbee and Sierra Vista. 60 percent of the respondents indicated that they would use a bus service between Benson and Sierra Vista. The most common needs for service were:

- Access to Medical Services
- Access to Cochise College
- Access to Shopping
- Access to Work

Moore and Associates utilized the data collected from the surveys to generate weekly ridership estimates for inter-city service between Douglas/Bisbee to Sierra Vista and Benson to Sierra Vista. The following tables illustrate the weekly need for service:

Douglas - Sierra Vista Service					
Level of anticipated usage (per survey)	Frequency	Anticipated boardings per respondent per week	Total anticipated boardings per week	Adjustment factor	Total anticipated boardings per week (adjusted)
5 days or more/week	48	9	432	0.5	216
3-4 days/week	88	6	528	0.5	264
1-2 days/week	118	2	236	0.75	177
A few times/month	152	0.75	114	1	114
Once a month	56	0.25	1	1	14
A few times/year	70	0	0	1	0
Total boardings/week:					785
One-way trips/week:					34
Boardings/trip:					23

Sierra Vista - Benson Service					
Level of anticipated usage (per survey)	Frequency	Anticipated boardings per respondent per week	Total anticipated boardings per week	Adjustment factor	Total anticipated boardings per week (adjusted)
5 days or more/week	31	9	279	0.5	139.5
3-4 days/week	44	6	264	0.5	132
1-2 days/week	66	2	132	0.75	99
A few times/month	102	0.75	76.5	1	76.5
Once a month	58	0.25	14.5	1	14.5
A few times/year	133	0	0	1	0
Total boardings/week:					461.5
One-way trips/week:					34
Boarding's/trip:					14

The feasibility study found a high demand for interconnecting bus service. Annual ridership projected for the service is currently 64,818. The Cochise County Intercity Route Study can be accessed at www.cochisetransitplan.com.

Willcox Transit Needs Survey

In 2017, SEAGO with the assistance of M. Greene Planning & Resource Development conducted a Transit Needs Survey of the Willcox area. The census data population for the study area is 10,237. A total of 178 general public surveys were collected. Of those, 160 were determined to have been generated by residents of the survey area. The following are the results of the survey:

- Of the 158 respondents who answered the question regarding **age**, the mean age was between 50 and 64. 38% of the survey respondents are 65 and over. The Census Bureau estimates that 32% of the service area population is 65 and over.
- Of the 160 respondents, 62 or 39% indicated that they or someone in their household were **disabled**. Of those who answered the question regarding the number of persons in their households who had disabilities, there were a total of 70 disabled persons identified. Of the respondents who answered both the disabilities and household size questions, 57 persons were identified as disabled with 19 or 33% living alone. Four respondents, or 7% lived with one other person who was also disabled.
- 133 respondents answered **household income** questions. 63% live in households whose income is 150% or less of the Federal Poverty Level. 28% live in households whose income is at or below the Federal Poverty Level.
- Of the 160 respondents, 32 or 20% indicated **veteran** status. Of those, 30 also answered the household income question. 10 or 31% of those with veteran's status live at or below 150% of the federal poverty level based on household size. 5 or 15% of those with veteran's status indicated that

their primary source of transportation was something other than their own vehicle, including rides with friends, relatives, neighbors, and medical transport services.

- Of the 160 respondents, 156 indicated the number of **vehicles** in their household. 18 or 11.5% of the respondents do not have a vehicle.
- Of the 73 respondents who indicated **employment**, 24 or 33% indicated concern about transportation to employment destinations.
- Of the 160 respondents, 33 or 21% indicated that transportation for **grocery shopping** was a concern.
- Of the 160 respondents, 32 or 20% indicated that transportation to **medical appointments** was a concern.

To determine the potential demand for transportation services, SEAGO embarked on collecting data from three sources:

1. The historic service data compiled by the Northern Cochise Community Hospital;
2. A survey tool provided throughout the service area in both English and Spanish; and
3. Need-Demand estimates based on an established formula provided by the Federal Transit Cooperative Research Program using US Census data.

Historic Demand: In 2009, the Northern Cochise Community Hospital, expanded its nursing home transportation program to include demand response services for the elderly and disabled among the general population within the Hospital's 950 square mile service area. In 2010, the Hospital applied to ADOT for vehicles under the 5310 FTA program, in support of its expanded services and growing demand. At the time of application, the system, annually, was providing over 16,000 trips; 2,400 service hours, and over 15,000 service miles. The program closed in 2015 due to project costs.

TCRP Demand: The survey utilized the Transit Cooperative Research Program (TCRP) Rural Transit Demand Estimation Tool to identify transit demand for services. The tool provides a realistic range of transportation need based on the number of persons living below poverty, the number of households without access to an automobile, and the trips per household per day for low income families based on national research. The output from the TCRP Rural Transit Demand Estimation Tool estimated a demand of 11,600 annual one-way trips.

Survey Demand: Finally the survey data was applied to the TCRP formula. The output from the TCRP Rural Transit Demand Estimation Tool estimated a demand of 13,636 annual one-way trips.

The Willcox Transit Needs Survey can be accessed at: www.azmobility.org .

Assessment of Needs by Population

Based upon the data collected through these studies and information gathered through various public meetings, the following are our Regional needs based upon populations:

Special needs population: This includes transportation needs for developmentally disabled, persons with physical disabilities, persons addressing mental health issues, and the elderly. Primary transportation needs for this population include:

- Health Care
- Food & Nutrition
- Jobs and Job Training
- Shopping, Social, and Recreational

Gaps include operating funds for existing 5310 programs sufficient to meet demand. Additional efforts to coordinate with Area Agency on Aging and with Health and Human Services agencies are a priority.

Low Income population: This includes transportation needs for those whose income is at or below 80% of area median income and for those who are working with State and local agencies to meet sustainable income goals. Primary transportation needs for this population include:

- Access to Jobs
- Access to Job Training
- Health Care
- Food and Nutrition
- Shopping

The lack of transit connections to other communities is a significant barrier to employment, health, and education.

General Public: This includes all other persons requesting transportation services. Primary transportation needs for this population include:

- Access to Jobs
- Access to Health and Human Services
- Access to Education
- Shopping
- Connections to other communities
- Social

Gaps include fixed route service in Nogales, Safford, and Willcox, and connector services between communities. Additional efforts to coordinate intercity route possibilities with 5311 providers are a priority.

Assessments of Needs by Geographical Area

Cochise County:

- Connecting service between Douglas, Bisbee, Benson, and Sierra Vista
- Connecting service between Huachuca City and Sierra Vista
- Connecting service between Tombstone and Sierra Vista
- Connecting service between St. David and Benson
- Connecting service between Elfrida and Douglas
- Periodic service from outlying areas to Willcox

Graham and Greenlee Counties:

- Fixed route service in Safford
- Connecting service between Safford, Duncan, Clifton, and Morenci
- Connecting service between Safford and San Carlos Reservation

Santa Cruz County:

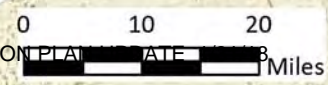
- Fixed route service in Nogales
- Connecting service between Nogales, and Rio Rico, Tubac, and Green Valley
- Connecting service between Nogales, Patagonia, and Sonoita

The SEAGO Region currently has 397 miles of public transportation access gaps that separate rural areas from our population centers that provide essential medical, food, social, shopping, and job access. The following map illustrates the current public transportation network within the SEAGO Region. Roadways outlined in blue indicate existing service. Roadways outlined in green indicate a planned route that is scheduled to begin service in 2017. Roadways outlined in red indicate areas in which no access to public transportation is provided.



- Service Gap
- Potential intercity service
- Existing Service

SEAGO 2016-2019 TRANSPORTATION COORDINATION PLAN DATE 8/13/18



Transportation Capacity Building and Gap Closing Strategies

The following are the top 6 planning strategies developed during the 2014 coordination process. The intended purpose of these strategies is to increase public access to transportation services through capacity building efforts. Each strategy includes a 2018 update. While significant progress has been made, the Coordination Group is in agreement that each strategy requires additional work to stabilize the progress and should continue to remain active strategies.

Strategy #1: *Develop intercity bus service that links the public transit systems* of Benson, Bisbee, Douglas, and Sierra Vista and also provides access to national transportation providers (Greyhound and Amtrak) that have stops in Benson.

2018 Update: SEAGO applied for and secured a planning grant to conduct the Cochise County Intercity Route Feasibility Study. The first phase of the study was completed in December 2016. The study demonstrated a high need and demand for service. The study moved into Phase 2 (Development of an Implementation Plan). The implementation plan was completed in May 2017. The service will provide access to public transportation to almost 90,000 area residents. Service from Douglas to Bisbee and Sierra Vista was launched on August 7, 2017. Service was expanded to Huachuca City and Benson on January 16, 2018. The Cochise Connection Technical Advisory Committee reviews ridership and efficiency data bi-monthly. As a result, enhancements to stabilize and grow the system have been pursued.

Strategy #2: *Pursue a FTA Section 5311 Program in the Safford area.* Currently the area has one FTA Section 5310 provider. That program focuses its transportation efforts on the elderly. There are no transportation programs that provide service to low income populations and the general public.

2018 Update: SEAGO partnered with Graham County to develop an Arizona Department of Transportation Planning Assistance for Rural Areas (PARA) grant to conduct the Graham County Transit Feasibility Study. The grant was awarded in June 2015 and the study was completed in April 2016. The study demonstrated a high need and demand for service. However, efforts to implement the program stalled due to the inability to secure local government match funding for the project. In 2017, SEAGO partnered with Easter Seals Blake Foundation (ESBF) to assume transit services in Graham and Greenlee Counties. SEAGO pursued and was awarded a United Way grant in the amount of \$60,000 to update the feasibility study and begin the transition planning process from a FTA Section 5310 program to an FTA Section 5311 program. SEAGO partnered with the Area Agency on Aging to increase Older Americans Act funding in Graham and Greenlee Counties. SEAGO worked with the Greenlee County Board of Supervisors to provide funding to ESBF to offset operating costs and provide matching funds for the transition. The goal is for ESBF to apply for FTA 5311 funding in FY19 using a dial-a-ride service model.

Strategy #3: *Develop a regional training program.* The coordination group strongly agreed that capacity building could be achieved through a coordinated training program that shared resources, standardized regional

operating processes, introduced members to best practice information, and enhanced rider safety through a regionally provided Passenger Accessibility, Sensitivity, and Safety (PASS) program.

2018 Update: In April 2014, SEAGO successfully applied for a Mobility Management Training Grant to develop and deliver the training program. SEAGO developed a Coordinated Mobility Training Plan that developed the curriculum identified as a need by our coordination groups. SEAGO developed partnerships with other planning agencies around the State. The program was funded again in 2015, 2016 and 2017. To date, the program has trained 645 participants and has served 136 unique agencies from all over Arizona. To include ADOT, 9 of the State's Planning Regions, 6 counties, 16 towns and cities, 19 Tribal providers, 7 school systems, and 78 non-profit programs. Course evaluations involving course quality and likeliness to use the information provided exceed 93%. SEAGO and NACOG saw significant improvement in program compliance during ADOT's 2017 5310 site reviews. Almost all the programs reviewed indicated the training program was a major contributing factor in site visit preparation and overall program improvement. SEAGO will be applying for funding again in 2018. SEAGO's Training Plan, Training Curriculum, and Training Resources can be accessed at www.azmobility.org.

Strategy #4: Pursue funding sources outside of FTA Section 5310 and 5311 Grants. The coordination group felt strongly that programs cannot be solely dependent upon the above grant programs to fund their projects.

2018 Update: In 2016, SEAGO applied for a private foundation grant provided by the Legacy Foundation of Southeast Arizona. In May 2016, SEAGO was awarded \$600,000 to enhance access to health and wellness programs in Cochise County and southeast Santa Cruz County. SEAGO has used that funding to assist programs increase capacity through vehicle purchases, bus voucher programs for the homeless, veterans, domestic violence victims, and low income populations, new program development, and program outreach. In 2017, SEAGO applied for and received a \$60,000 grant from the United Way to support and increase capacity of Graham and Greenlee transportation programs. SEAGO has worked closely with our Area Agency on Aging to increase the amount of Older Americans Act funding dedicated to transportation. SEAGO has acted as a liaison for transportation providers to secure transportation funding at the County level. SEAGO has acted as a liaison for transportation providers to secure in-kind contributions from counties, cities, and towns to support their transportation programs.

Strategy #5: Increase the capacity of the region's all volunteer programs. Volunteer programs are by far the most cost effective transit programs. The expansion of these programs volunteer base and transportation capacity could solve many of the region's transportation gaps in an economic manner.

2018 Update: SEAGO provided Legacy funding to our volunteer programs to hire outreach coordinators and to develop outreach materials. This effort resulted in the recruitment of 14 new volunteer drivers in the communities of Douglas, Bisbee, Tombstone, Benson, Willcox, Sunsites, Hereford and Palominas communities. SEAGO provided financial and technical assistance that resulted in two additional vans being integrated into these volunteer fleets. In 2017, SEAGO utilized Legacy funding to provide matching funds for the Senior Citizens of Patagonia to secure a vehicle to expand their volunteer transportation

services into southeast Santa Cruz County. SEAGO will be using Legacy funds to support 1st year operating costs for the project. SEAGO continues to utilize Legacy funding to support volunteer driver recruitment in Cochise and Santa Cruz Counties.

Strategy #6: Return a public transportation alternative to the Willcox area. In 2014, the Northern Cochise Community Hospital ran a FTA Section 5310 program that provided over 18,000 rides annually to Willcox and its surrounding communities. They closed the program in September 2014. These riders were left without any means of public transportation.

2017 Update: In October of 2016, SEAGO was able to secure a vehicle transfer from a closing program for use in Willcox. SEAGO was able to develop a partnership with the Volunteer Interfaith Caregiver Program (VICaP) to restart the Willcox program. The program restarted in December 2016. SEAGO will be leveraging Legacy funding to support match requirements for a 2018 FTA Section 5310 grant application. SEAGO used Legacy funding to conduct a Willcox Transit Needs Survey to determine the demand for transportation services in the Willcox area. The survey found significant demand in the area. SEAGO utilized the survey results to apply for a planning grant through ADOT to conduct a Willcox Transit Feasibility Study. SEAGO was awarded \$70,000 to conduct the study. VICaP continues to expand their program in the area. In November, VICaP began service to Safford for dialysis treatment, shopping, and medical/dental appointments.

Mobility Management Planning Priorities and Coordination Strategies

In 2012, SEAGO developed a Regional Mobility Management Plan for the SEAGO Region. Several public meetings and survey instruments were used to identify the planning priorities for a mobility management program. The Regional Mobility Management Plan can be accessed at www.azmobility.org. The following mobility management coordinating, funding and planning priorities resulted from that process:

Priority #1: Communications

- Sharing administrative resources including policies, procedures, and best practices;
- Continued support for Regional Mobility Management (Cochise, Santa Cruz, Graham, and Greenlee Counties);
- Development of Mutual Aid Agreements with local governments and providers.

2018 Update: SEAGO has worked with providers to standardize operating procedures and forms. Almost all providers in the region are using the standardized procedures and forms templates established by our coordination groups. SEAGO mobility management program hosts Coordination Meeting throughout the region and have over 35 programs participating in our coordination groups regardless of funding source. SEAGO has developed a Memorandum of Understanding in which 28 agencies have signed agreeing to share resources in the event of emergencies, staff shortages, and vehicle breakdowns.

Priority #2: Efficiencies

Administrative:

- Insurance - shared or reduced costs,
- Centralized training program at a regional level, which will increase accessibility,
- Bus Pass reader— a system for tracking riders within a service area and particularly to track riders using multiple services across areas,

Operating:

- Combining transportation programs that have similar missions and geographical locations,
- Fuel Purchases - collaborative purchasing - possibly using state contracts,
- Increased operating funds availability,
- Use of State ADOT yards for vehicle maintenance, small repairs, and purchases of tires and other frequently replaced parts.

Capital:

- Access to hybrid or green fuel vehicles,
- GPS tracking for vehicles,
- Bus pass/card readers to track ridership and transfers between organizations,

2018 Update: SEAGO has developed a centralized training program as noted earlier in this plan. SEAGO has developed a centralized vehicle inventory system that allows for vehicle usage tracking. SEAGO is working with providers to be the lead applicant involving a technology grant that would put tablets in our vehicles to capture ridership, vehicle inspections, and maintenance. SEAGO is in the process of conducting a Vehicle Maintenance Needs Survey among our providers in an effort to develop a planning grant application for the feasibility of a Regional Maintenance Center. SEAGO pursued and secured a ticket purchasing app that enables riders to purchase tickets for the Cochise Connection via cell phone.

Priority #3: Improved Service

- Surveys of rider satisfaction,
- Review of routes and hours of operations to improve rider access when most needed,
- PASS Training, Defensive Driving Training for all drivers,
- Effective marketing to underserved populations and enhanced trip planning,
- Improved “How to Ride” information with greater outreach.

2018 Update: SEAGO has obtained a vehicle with a ramp that has enabled SEAGO to develop a come-to-you P.A.S.S. training model. SEAGO has the ability to transport mobility devices and training aids to our provider locations. This allows on-site training that saves agencies travel costs, staff time, and keeps valuable resources available. SEAGO has developed a Satisfaction Survey template that is available to all of our providers. SEAGO has developed a stand-alone mobility website (www.azmobility.org) that allows easy access to provider information. SEAGO has developed a Travel

Training program for the Cochise Connection. SEAGO provides technical assistance to FTA Section 5310 and 5311 review routes and schedules to improve efficiencies. SEAGO leads the Cochise Connect Technical Advisory Committee. Bi-monthly meetings are held to review ridership and efficiency data.

SEAGO Region Coordinated Mobility Funding Priorities

The following are our regional funding priorities as identified through the regional prioritization process, Transportation Advisory Committee discussions, and discussions with local social service agencies and our Regional Section 5311 Public Transportation providers:

Operating Funding

As funding resources become scarce, funding priorities become more difficult. It is agreed that all transportation programs in the SEAGO region are important, valued, and essential to maintaining basic services and adding quality to the lives of riders who routinely depend on it. It is our goal to ensure that programs that serve the broadest client base and/or service area are giving the highest level of funding consideration. Operating requests should be considered in the following order:

1. Projects that have a broad mission that serve both the elderly and individuals with disabilities.
2. Projects that go “above and beyond” ADA requirements
3. Continued funding of existing programs that lack a public transportation alternative.
4. Continued funding of existing programs that actively participate in regional coordination activities.
5. New programs that address regional service gaps.

Capital Funding

It is our regional goal to ensure that all regional vehicles are safe and in good operating order (state of good repair). Therefore age and mileage will be considered. It is also important that program fleets are operated in the most cost effective manner possible. Therefore, fleet “right-sizing” is highly important. Therefore, an organization’s number of vehicles and annual ridership should be considered prior to awarding replacement and/or additional vehicles. Capital requests should be considered in the following order:

1. Re-assign vehicles whenever possible.
2. Replacement of an existing program vehicle that has exceeded its ADOT identified “useful life”.
3. New vehicle requests will be considered only when they fill regional service gaps.

Mobility Management

Mobility management has been recognized as an essential service to our transportation providers. It is a regional goal to create partnerships with transportation providers, social service agencies, government agencies and the general public in an effort to reduce costs, to enhance travel options, and to improve safety. It is also a goal to standardize program operations, training, and policy/ procedures, so that resources can be more effectively shared and program costs can be reduced. Mobility Management requests are considered in the following order:

1. Programs/projects that have the greatest impact to the region as a whole.
2. Sub-regional programs/projects that benefit a sub-section of the region.

Project Ranking Process

All of our Region's FTA Section 5310 programs are evaluated annually regardless of their intent to apply for funding. Points are awarded for their ability to meet the regional funding priorities as identified in the table below:

SEAGO Region 5310 Funding Priorities		
#	Priority	Point Value
1	Projects that have a broad mission that serves both the elderly and individuals with disabilities.	25
2	Projects that go "above and beyond" ADA requirements	20
3	Continued funding of existing programs that lack a public transportation alternative.	15
4	Continued funding of existing programs that actively participate in regional coordination activities.	10
5	New programs that address regional service gaps.	5

SEAGO believes that programs should be rewarded for efforts to build capacity, operate safely, actively participate in coordination, and effectively administer their program. Therefore, additional bonus points are awarded for the following activities:

- Ridership Increase
- Interagency Coordination Activities
- Training Attended
- Safety Measures Implemented
- Program Expansion/Capacity Building Efforts
- Program Outreach Activities
- Program Compliance

The points awarded in this process are incorporated into the scoring of final grant applications and make up 60 percent of the application scoring. The following is our 2018 Project Scoring Matrix:

SEAGO Region 5310 Priorities By Project									
Project	Annual Riders*	SEAGO Funding Priorities							Rank
		1	2	3	4	5	Bonus Points	Total	
VICaP	15,447	25	20	15	10	0	79	154	1
Easter Seals Blake Foundation	29,538	25	20	15	10	5	72	147	2
Douglas ARC	19,173	25	20	15	10	5	54	129	3
Sr. Citizens of Patagonia	1,729	25	20	15	10	5	52	127	4
Wellness Connections	33,643	25	20	15	10	5	42	117	5
Santa Cruz Training Program	35,753	25	20	15	10	5	29	104	6
Horizon Health and Wellness	15,780	25	20	15	10	5	24	99	7
Pinal Hispanic Council	8,823	25	20	15	10	0	0	70	8
Town of Huachuca City	2,600	25	20	15	10	0	0	70	9
Mary's Mission	16,639	0	20	15	10	0	21	66	10
Santa Cruz Council on Aging	14,621	25	20	0	0	0	0	45	11
Graham County Rehabilitation	13,375	0	20	15	10	0	0	45	12
Mount Graham Safe House	2,565	0	20	15	10	0	0	45	13
Woman's Transition Project	5,358	0	0	0	10	2	25	37	14
Verhelst Recovery Program	3,500	25	0	0	10	0	0	35	15
Douglas Area Food Bank	0	0	0	0	0	0	0	0	16
St. Vincent De Paul	0	0	0	0	0	0	0	0	17
Catholic Community Services	0	0	0	0	0	0	0	0	18
Nogales Infantil	0	0	0	0	0	0	0	0	19

*Tie breaker is annual ridership.

Applied for FY18 FTA Section 5310 Funding

SEAGO REGION FY17 5310 APPLICANTS

The following table is a list of our Regional programs that applied and were awarded FTA Section 5310 in 2017:

Applicant	Request Type	Federal Request	Local Match	Project Total
Douglas ARC	Capital	\$60,948	\$6,772	\$67,720
Easter Seals Blake Foundation: Graham & Greenlee Transportation	Operating	\$45,000	\$45,000	\$90,000
Easter Seals Blake Foundation: Graham	Operating	\$40,000	\$40,000	\$80,000
Easter Seals Blake Foundation: Greenlee	Operating	\$10,000	\$10,000	\$20,000
Easter Seals Blake Foundation: Graham	Capital	\$42,687	\$4,743	\$47,430
Easter Seals Blake Foundation: Graham	Capital	\$58,093	\$6,455	\$64,548
Wellness Connection	Capital	\$42,687	\$4,743	\$47,430
Wellness Connection	Capital	\$41,013	\$4,557	\$45,570
Santa Cruz Training Program	Operating	\$40,000	\$40,000	\$80,000
Santa Cruz Training Program	Capital	\$42,687	\$4,743	\$47,430
SEAGO	Regional MM	\$135,000	\$33,750	\$168,750
SEAGO: Multi-Regional Pilot Training Prog.	Regional MM	\$100,000	\$25,000	\$125,000
Senior Citizens of Patagonia	Operating	\$8,000	\$8,000	\$16,000
Senior Citizens of Patagonia	Capital	\$39,237	\$4,360	\$43,597
VICaP	Operating	\$40,000	\$40,000	\$80,000

5300 TRANSPORTATION PROVIDERS

This serves to identify and describe each of the agencies and organizations in Region VI that receive Federal Transportation Authority (FTA) funding through the Arizona Department of Transportation (ADOT) and/or voluntarily participates in Coordination planning. It notes in which program(s) each of the agencies participates as well as their vehicle usage, service areas, schedules and budgets.

Agency	County	Page
Catholic Community Services	Cochise	27
City of Benson	Cochise	28
City of Bisbee	Cochise	29
City of Douglas	Cochise	30
City of Sierra Vista	Cochise	31
Douglas ARC	Cochise	32
Douglas Area Food Bank	Cochise	33
Easter Seals Blake Foundation	Graham/Greenlee/Santa Cruz	34
Graham County Rehabilitation Center	Graham	35
Horizon Health and Wellness	Cochise/Santa Cruz	36
Mary's Mission Developmental Center	Cochise	37
Mt Graham Safe House	Graham	38
Nogales Infantil	Santa Cruz	39
Pinal Hispanic Council	Cochise/Santa Cruz	40
Santa Cruz Council on Aging	Santa Cruz	41
Santa Cruz Training Program	Santa Cruz	42
Senior Citizens of Patagonia	Santa Cruz	43
St. Vincent De Paul	Cochise	44
The Women's Transition Project	Cochise	45
Town of Huachuca City	Cochise	46
Verhelst Recovery House	Cochise	47
Volunteer Interfaith Caregiver Program (VICAP)	Cochise	48
Wellness Connection	Cochise	49





CATHOLIC COMMUNITY SERVICES

House of Hope Domestic Violence Shelter

AT A GLANCE

General Services:

Catholic Community Services in Southeastern Arizona operates two domestic violence shelters in Cochise County and one in Santa Cruz County. CCS-SEAZ is also a contract provider for Economic Security/Department of Child Safety.

Applicant Status:

Private-Non Profit

Primary Service Area:

Cochise County

Service Days/Hours:

24 hours a day-364 days a year

Transportation Funding Sources:

of vehicles: 1

of vehicles on lien: 0

of Service Sites: 1

Annual Ridership: 794

Providing transportation services since: 1976

Contact:

Lisa Silva
6049 E. Hwy 90
Sierra Vista, AZ 85635

Tel: 520.458.4203

lisas@ccs-seaz.org

Catholic Community Services in Southeastern Arizona (CCS-SEAZ) operates the domestic violence shelter located in the city of Douglas in Cochise County. The House of Hope has a total of 24 beds available to provide services to men, women and children who are affected by domestic violence or sexual assault. The domestic violence shelters are committed to providing safety, shelter, advocacy, and empowerment to victims of domestic violence.

The shelter operates 24-hour crisis hotlines to provide information, referrals, and crisis counseling to victims of domestic violence. Callers may choose to enter the shelter to ensure their safety and security or they may choose to utilize services without becoming residents of the shelter. All services are provided free of charge to domestic violence victims regardless of age, race, national origin, income, or religion for any period of time up to 120 days.

The staff members at the CCS-SEAZ domestic violence shelter programs provide safety planning, referrals, case management, and legal advocacy to shelter residents and community members experiencing domestic violence. In addition to the above, shelter residents can participate in support groups, life skills trainings, and parenting classes. Transportation assistance is offered to meet the employment, education, legal, social services, and/or medical needs of the domestic violence victims served by the shelters.

Transportation assistance is a major component of the services provided to shelter residents and their children. Due to the rural location of the shelter, transportation is mostly necessary to the outlying cities where hospitals, behavioral health providers and other necessary services are located. Transportation to Tucson and Phoenix are often required as well depending on the severity of their case for court hearings and immigration issues.

Transportation assistance is provided on-demand and is essential for shelter residents trying to obtain and/or maintain employment in an effort to transition from the shelters.

Unmet needs include: \$80,000 in OPERATING FUNDS

CCS regularly participates in the Coordination Meetings.



THE CITY OF BENSON

BENSON AREA TRANSIT (BAT)

AT A GLANCE

General Services:

A fixed route transit program as well as para-transit service to residents of Benson and nearby areas.

Applicant Status:

Local Government

Primary Service Area:

Benson, J Six/Mescal, Pomerene and St. David.

Service Days / Hours:

Mon-Fri 8:00 am until 4:00 pm

Transportation Funding

Sources: 5311, SEAGO AAA

No. of vehicles: 6

No. of vehicles under lien: 6

Number of Service Sites: 1

Annual Ridership: 15,302

Providing transportation services since: 2010

Contact:

Kathe Williams
120 West 6th Street
Benson, AZ 85602

Tel: 520.720.6315

kwilliams@bensoaz.gov

www.cityofbenso.com


The City of Benson began delivering 5311 transit services in October 2010. Using a fixed route the transit program provides riders with a reliable schedule as well as para-transit services through a dial-a-ride program that serves elderly and disabled riders who do not live near the fixed route stops.

Benson Area Transit currently serves the City of Benson and surrounding areas. Our mission is to build capacity with our transit system and partners to enhance Southeastern Arizona mobility.

The City of Benson recognizes the great need for a transit system in the San Pedro Valley and it relies heavily on grant funding from ADOT and the Area Agency on Aging to operate.

The City of Benson has participated in coordination efforts identified through regional coordination meetings. We currently partner with local government and non-profit agencies to increase the utilization of their services by providing needed transportation.

Moving forward, the City of Benson plans to expand both the dial-a-ride program and the fixed route service to make the community more mobile. BAT needs additional operating funds to maintain and expand our service to the residents of Benson and surrounding areas and to train new and existing staff in the Transportation Program. BAT also needs additional administrating funds to expand and train support staff in the Transportation Program. Finally, BAT needs capital funds to expand and update the fleet and add safety equipment such as AEDs and cameras.



THE CITY OF BISBEE

BISBEE BUS

AT A GLANCE

General Services:

The Bisbee Bus Program is a deviated, flex route transit program serving the community of Bisbee with connecting service to Naco, AZ.

Applicant Status: Local Gov't

Transportation Funding Sources:

5311, SEAGO AAA, SEAGO
Legacy Foundation Mini-Grant

Primary Service Area:

Old Bisbee, Warren, San Jose and
Naco area neighborhoods.

Service Days / Hours:

Mon-Friday 5:54 am- 6:40 pm
Sat 9:30 am - 4:00 pm

No. of vehicles: 4

No. of vehicles under lien: 2

No. of service sites: 1

**Providing transportation
services since:** 1998

Annual Ridership: 37,325

Contact:

City of Bisbee
118 Arizona Street
Bisbee, AZ 85603

Tel: 520.432.6016
Fax: 520.432.6272

www.cityofbisbee.com

The Mission of the City of Bisbee Transit Program is to provide transit services that benefit the residents of the City of Bisbee and the surrounding area. Its mission includes providing safe reliable and affordable transportation service which is cost-effective, reduces energy consumption and contributes to the culture and economic betterment of the residents of Bisbee and the surrounding area.

The Bisbee Bus Program is a deviated, flex-route transit program serving the community of Bisbee with connecting service to Naco, AZ and the Cochise Connections Route. It operates six days a week. Riders can request deviations from the route with a one day notice and be picked up and dropped off if the location is within one mile of the route.

The City of Bisbee has contracted with Douglas Rides to run the day to day operations of the Bisbee Transit Program. The program uses 5311 funds for its deviated flex route service. Additional support to elderly riders and the disabled is received from SEAGO Area Agency on Aging.

Bisbee Bus staff meets quarterly with the regional Transportation Advisory Councils (TAC), including the City of Douglas TAC, City of Sierra Vista TAC, and City of Benson TAC Transit/Transportation Coordination group.

Identified unmet needs include operating funds to continue the existing transit program that serves elderly and disabled riders with reduced cost passes for service between Naco and Bisbee. We also obtained ten ride punch vouchers for low income from SEAGO. Capital funds are being sought for video monitoring, GPS tracking, data collection system, Lift for buses, one shelter, 13 signs and posts. We are also seeking planning funds to plan and build our system to meet the Cochise Connection route.

THE CITY OF DOUGLAS

DOUGLAS RIDES

AT A GLANCE

General Services:

Douglas Rides is a deviated fixed route transit service within the City of Douglas

Applicant Status:

Local Government

Primary Service Area:

Within the city limits, Elfrida, and Cochise College, Bisbee

Service Days / Hours: Monday—
Saturday 8:00 a.m. to 5:00 p.m.
Cochise College/Bisbee Monday—
Thursday 6:30 a.m. to 5:30 p.m.

Cochise Connection

Monday – Saturday
M-F 6:00 am to 6:30 pm Sat
8:20am to 5:20pm

Transportation Funding Sources:

5311, SEAGO AAA, Cochise College, ACT

No. of vehicles: 7

No. of vehicles on lien: 4

No. of service sites: 1

Annual Ridership: 55,770

Providing Transportation Services since: 2007

Contact:

Jim Russell, City Manager
Alternate: Humberto Rivera
345 E. 16th St.
Douglas AZ 85607

Tel: 520.417.7400

humberto.rivera@douglasaz.gov
<http://www.douglasaz.gov>

Douglas Rides is a deviated fixed route transit service in the City of Douglas. With service open to the general public, Douglas Rides operates 4 routes with 50+ stops throughout the City.

In addition to general public transportation, Douglas Rides provides the following services:

- Contracts with Southeastern Arizona Government Organization (SEAGO Area Agency on Aging) to provide transportation to the elderly and the disabled in the following communities: Douglas, Pirtleville, Bay Acres, Elfrida, Bisbee and Sierra Vista.
 - In the City of Douglas, Dial-A-Ride service is provided by the Douglas Rides program, and requires a 24 hour advance notice.
 - Service to Elfrida is provided one day a week, every other week. Elderly and disabled clients are brought to Douglas for grocery shopping, nutrition services, and medical appointments.
 - The Cochise Connection Route provides an intercity connection from Douglas, Bisbee and Sierra Vista. The service now includes the transportation to elderly and disabled program
- Through an agreement with Cochise College, student transportation is provided 4 days a week along with an inter-city connection to the City of Bisbee.

Identified unmet needs include:

- Operating and capital funds to meet the growth expectations of the existing transit program.
- New transit facility to house our growing fleet and our administration staff to better manage the daily operations.
- Electronic ridership tracking system making tracking more efficient and less time consuming.
- As the program continues to grow, it is imperative that ongoing training is provided to ensure that drivers and administrative staff is knowledgeable and up to date on training requirements.

The City of Douglas is an active participant in the Coordination efforts by regularly participating in the Cochise County Coordination meetings.



THE CITY OF SIERRA VISTA

VISTA TRANSIT

The goal of Vista Transit is to provide safe, efficient and reliable transportation service to the residents of Sierra Vista.

Located in Cochise County, Sierra Vista is the area's largest City with nearly 50,000 residents and is adjacent to Fort Huachuca Army Base.

Designated as an urbanized area in 2014 with a continuous population of over 50,000, the City of Sierra Vista, Vista Transit receives operating and capital funding assistance from the Federal Transit Administration 5307 program. Local matching funds are provided from the City's General Fund.

Vista Transit operates five fixed-routes during the week, as well as curb to curb services for the disabled. An eligibility review and 24 hour advance reservations are required to use the curbside service. Deviated fixed-route and service to Ft. Huachuca are operated on Saturdays. All routes operate on 30-minute loops that converge at the central transit station where passengers can transfer between routes.

The Cochise Connector service also meets at the Vista Transit Center providing connections to Benson, Huachuca City, Bisbee and Douglas.

The City of Sierra Vista is a participant in the monthly Cochise County Coordination meetings, and provides intergovernmental agreements to cities and organizations that wish to utilize their maintenance and repair facilities.

Identified unmet needs include:

- Improved access to Canyon Vista Medical Center
- Expanded service to and from Fort Huachuca
- Extended weekday service hours for the North and South Routes (7:00 am to 6:00 pm)

AT A GLANCE

General Services:

Vista Transit provides fixed-route and complimentary paratransit service.

Applicant Status:

Local Government

Primary Service Area: City of Sierra Vista / Fort Huachuca

Service Days / Hours:

Mon-Friday 7:00 am to 6:00 pm
Sat 9:30 am to 6:00 pm

Transportation Funding Sources:

F T A 5307, City General Fund

No. of vehicles: 13

No. of vehicles on lien: 6

No. of service sites: 1

Operating since 1994

Annual Ridership: 140,960

Contact:

Mike Normand
Transportation Administrator
City of Sierra Vista
401 Guilio Cesare Ave.
Sierra Vista, AZ85635

Tel: 520.417.4888



AT A GLANCE

General Services: Providing transportation to individuals with developmental disabilities.

Applicant Status:
Private, non-profit

Primary Service Areas:
Douglas, Bisbee, Double Adobe, McNeal & Elfrida

Service Days / Hours:
365 days a year / 24 hours a day for agency clients

Transportation Funding Sources:
5310

No. of vehicles: 23
No. of vehicles under lien: 13
No. of service sites: 1

Providing transportation services since: 1958

Annual Ridership: 19,173

Contact:
Gary Clark, Exe. Director.
Alt. Contact: John Vaughn
P.O. Box 252
Douglas, AZ 85608

Tel: 520.364.7473
Fax: 520.364.2236

gclark@douglasarc.com

DOUGLAS ARC


Located in Douglas, a rural community located in southeastern Cochise County, Douglas ARC has been serving the community for the past 60 years. Douglas ARC's mission is to support and involve citizens, with developmental disabilities, in the community. With the variety of programs, participants are guided in their efforts to learn, work, and live without undue restrictions while maintaining their safety and dignity.

With a highly trained staff, participants are guided in daily living activities. Douglas ARC has woven its transportation services into a trans-disciplinary approach with its clients. Using 5310 funds to purchase vehicles, Douglas ARC is able to provide a wide variety of services to consumers. Transportation is provided to appointments, medical care, shopping, and recreational outings.

In addition, a vocational program allows consumers to participate in meaningful employment opportunities. Staff transports participants to and from workplaces using trucks purchased from the past 5316 grant program.

Douglas ARC participates regularly in Transit/Transportation Coordination meetings. Jointly we are able to address transportation gaps and creative means of cost reduction. We are also able to consolidate our training programs, vehicle maintenance and repair. We also work closely with local transit providers when our services can complement other agency services.

Identified unmet needs include requesting operating funds of \$30,000. These funds will be used to buy vehicle insurance, fuel, vehicle repair and maintenance. Plus, a cut away van with a lift. The van to be replaced is a 2006 van with a lift. This van has over 84,000 miles and will have over 100,000 miles by the time the 2018 grant cycle vans are ready for delivery to agencies.



DOUGLAS AREA FOOD BANK

The Douglas Area Food Bank serves more than 3,900 residents in the Douglas, Pirtleville, McNeal, and Elfrida area each month. The Food Bank's mission is to provide food for the needy, and to educate the community on good nutrition as well as the prevention and control of chronic disease, especially Diabetes.

AT A GLANCE

General Services:

The Douglas Area Food Bank, provides critical nourishment to the elderly and the disabled to children and needy families. The food bank increases access to healthy food and teaches nutrition.

Applicant Status:

Private non-profit 501C-3

Primary Service Area: Douglas, Pirtleville, McNeal, Elfrida, Portal, Benson, Sierra Vista, Willcox.

Service Days / Hours:

Two (2) days a week
7:00 am to 11:00 am

Transportation Funding

Sources: None

No. of vehicles: 2

No. of vehicles under lien: 2

No. of Service Sites: 4

Providing services since: 1979

Contact:

P.O. Box 1546
660 G Avenue
Douglas, AZ 85607

Tel: 520.364.4170

This area is very low income; almost 18% of the total population in Douglas uses the Food Bank on a monthly basis.

The Douglas Area Food Bank distributes food from local, regional and national donations, including food from The Emergency Food Assistance Program.

Some of the services provided by the food bank are:

- Diabetic awareness workshops held monthly for local residents/training.
- On-site healthy cooking classes are provided by the food distributed by the Food Bank.
- Work with SEAGO AAA to provide food boxes to the elderly and disabled in the community.
- Provide "homebound" service to 42 elderly clients who cannot come to the food bank because of their disability.
- Partner with Chiricahua Community Health Centers to provide blood pressure monitoring to our recipients.
- Work with CSFP Program in Sierra Vista, Benson, and Willcox;
- SEAGO Transit Program. Pick-up residents 60 and older at their houses and bring them to our Food Bank location and return them home.



EASTER SEALS BLAKE FOUNDATION

SAGE PROGRAM

Graham, Greenlee, Santa Cruz, and Cochise Counties

AT A GLANCE

General Services: EBF provides services including transportation for individuals with developmental disabilities, elderly and disabled, veterans and their families throughout Southern Arizona.

Applicant Status:
Private, non-profit

Primary Service Area: Graham, Greenlee, Santa Cruz and Cochise Counties.

Service Days / Hours:
24 hours / 7 days / 365 days

Transportation Funding Sources:
5310, DDD, Rehabilitation Services Administration, & Area Agency on Aging

No. of vehicles: 21
No. of vehicles on lien: 14
No. of service sites: 10

Annual Ridership: 29,538

Providing Transportation Services since: 1980

Contact:
Cheryl Wilson
527 Main St.
Safford, AZ 85547

Tel: 928.428.5990
Fax: 928-428-0127

cwilson@blake.easterseals.com
www.blakefoundation.easterseals

Easterseals Blake Foundation is a 501 (c) (3) that provides Employment opportunities, community day programs, residential services, transportation and behavioral health services throughout Southern Arizona.

EBF's mission is to enable each individual served to discover and meet his/her maximum potential for independence, productive living and developmental growth. EBF has a history of providing innovative community services which enrich the lives of individuals we support.

EBF provides transportation that goes above and beyond ADA requirements and is based on the need of each individual. This transportation provides access to their communities in a safe and appropriate manner. It is our goal to provide transportation management solutions that deliver the highest levels of quality and satisfaction to our consumers and partners, while making a continued effort to identify and address regional service gaps.

Due to the absence of cost effective transportation providers EBF works with local transportation providers to build a network of transportation to outlying areas. EBF is working closely with SEAGO and AAA to fill in the Transportation gap created by SEACAP closing its service. EBF was at the forefront in developing a Mutual Aid Agreement with Graham/Greenlee Transit Coordination Team and has assisted in the development of several Memorandums of Understanding to provide back-up transportation.

EBF is the host for the Transit Coordination meetings in Graham and Greenlee Counties. EBF is an active participant in mobility coordination throughout the SEAGO region.

UNMET NEEDS

- Capital funds to replace 2 minivans w/ramps, 2 minivans without ramps and 1 cutaway due to age and high mileage.
- Capital funds for preventative maintenance especially for our 17 vans that have lifts or ramps.
- Operating Funds to assist in covering fuel, insurance, the rising cost of staff wages and additional expenses due to increased ridership. SEAGO/AAA Operating funds in order to fill the gap in transportation services for seniors in Safford, Duncan, Clifton, Thatcher, Pima and the unincorporated areas of Graham and Greenlee counties.



GRAHAM COUNTY REHABILITATION CENTER (GCRC)

AT A GLANCE

General Services:

GCRC is a non-profit organization serving individuals with developmental disabilities and/or physical limitations living in Graham County

Applicant Status: Private not-for-profit organization

Primary Service Area:
Graham County

Service Days / Hours:

7 days a week
M-F 9:00 am-6:00 pm
Sat. 9:00 am-4:00 pm
IDLA Home 3:30 pm-8:00 am

Transportation Funding

Sources: DDD

No. of vehicles: 12

Vehicles under lien: 4

No. of Service Sites:

4 sites plus IDLA homes/apts.

Providing transportation

services since: 1968

Annual Ridership: 13,375

Contact: Lane Hegel

Program Director

504 W. Main St.

P.O. Box 870

Safford, AZ 85548

Tel: 928.428.7968 x2

admin@gcrsafford.org

Graham County Rehabilitation Center (GCRC), promotes the welfare of individuals with developmental disabilities and/or physical limitations by supporting and teaching each individual so they may have the opportunity to reach his/her full potential according to each one's unique abilities; that each person might be an integral part of home, family, and community thereby giving purpose, meaning and dignity to their life.

GCRC, a nonprofit organization, has served individuals with developmental disabilities and/or physical limitations in rural Graham County since 1968. Individuals age 5 to seniors receive support in a variety of programs: Individual Designed Living Arrangements (IDLA) where they learn life skills and are transported to/from the grocery store, doctor, etc.; Adult and Children Day Programs and two supportive work sites where with the help of a job coach they learn job skills to secure local employment while earning a paycheck. Transportation to GCRC's various programs are "on demand" as each schedule is based on the needs of the individual and their families. Since there is no public transportation in Graham County, GCRC collaborates with other programs to provide transportation to social and community events for any individual with developmental disability and/or physical limitations. GCRC's fleet is also part of the Graham County Disaster and Pandemic plan.

GCRC programs are expanding capacity and the "on demand" transportation needs are increasing as a result of serving more individuals who need to get to and from work, grocery stores, school, doctor's appointments, etc.

Unmet transportation needs for GCRC include:

- Replacing an aging fleet
- Additional operating funds to meet growing program demands

GCRC's Program Director participates in the Graham/Greenlee Transportation Coordination meetings. GCRC has a written "Back-Up Plan, MEMORANDUM OF UNDERSTANDING" with two other agencies providing transportation in Graham County.

GCRC drivers are trained in PASS, CPR, First Aid, Defensive Driving, Behavior Management, giving medication, seizures, lifting and carrying, and in emergency procedures while transporting individuals in vehicles. GCRC has a PASS trainer on staff. At the present time GCRC staff drivers are also job coaches.



HORIZON HEALTH AND WELLNESS

Cochise and Santa Cruz Counties

AT A GLANCE

General Services:

Horizon and Wellness is a non-profit 501(c) (3) health care agency licensed by the State of Arizona to provide an array of outpatient, residential, habilitative services; and client transportation.

Applicant Status:

Non-Profit Agency

Primary Service Area:

Sierra Vista and Nogales

Service Days / Hours:

Monday - Friday 7am to 4pm

Transportation Funding

Sources: 5310, SEAGO Legacy Foundation Mini-Grant

No. of vehicles: 6

No. of vehicles on lien: 5

No. of sites: 2

Sierra Vista/Nogales

Providing service since: 1981

Annual Ridership:

Cochise—14,808

Santa Cruz—6,749

Contacts:

Marsha Ashcroft
210 E. Cottonwood
Casa Grande, AZ 85122
Tel: 520.836.1688
marsha.ashcroft@hwwaz.org

Debbie Weaver
1939 S. Frontage Rd., Ste. A Sierra
Vista, AZ 85635
Tel: 520.417.2771
debbie.weaver@hwwaz.org

Horizon Health and Wellness is a non-profit 501 (c)(3) health care agency licensed by the State of Arizona to provide an array of inpatient, outpatient and residential behavioral health services in Pinal, Gila and Yuma Counties, as well as Habilitation services in the counties of Cochise, Santa Cruz, Gila and Maricopa. The Agency's mission is to provide integrated health care that addresses the whole person and promotes wellness using best practices to enhance the quality of life of the individuals, families and communities we serve.

Horizon Health and Wellness provides transportation services for registered participants to and from day treatment programs, therapy sessions, doctor's appointments and other miscellaneous purposes. No fare is charged.

Horizon Health and Wellness operates day treatment programs in Sierra Vista and Nogales for individuals with developmental disabilities. Community integration is an important element of their treatment in that it allows individuals with developmental disabilities to participate in community events and activities. Transportation for these individuals to and from their home, the day program, and community events is essential.

Horizon Health and Wellness participates in the regional coordination meetings. The agency currently has no need for additional vehicles.



MARY'S MISSION

AT A GLANCE

General Services:

Mary's Mission is a behavioral residential treatment facility for male and female (ages 11-17) with mental and emotional disabilities.

Applicant Status:

Private/ Non Profit

Primary Service Area:

Graham, Greenlee, Santa Cruz, Pima, Maricopa and Cochise Counties

Service Days/Hours: Twenty-four hours a day seven days a week

Transportation Funding

Sources: MMDC

No. of vehicles: 3

No. of vehicles under lien: 3

No. of service sites: 4

Providing service since: 1996

Annual ridership: 16,396

Contact:

Linzee Celado
345 Taylor St.
Sierra Vista, AZ 85635

Tel: 520.417.2115

linzee.parrotta@mmdcinc.org
www.mmdcinc.org

Mary's Mission is a behavioral health facility that provides therapeutic treatment to children ages 11-17 who are mentally, developmentally and behaviorally disabled. Transportation is provided to residents for schooling, medical appointments, counseling, employment and recreational activities. Mary's Mission Outpatient Clinic is located in Mesa, AZ and provides a variety of counseling services, DUI screening, education and treatment, supervised visitation and peer support to people of all ages.

Regular and ancillary support services provide transportation to Buena High School, Berean Academy, Carmichael Elementary, Joyce Clark Middle School, PPEP Tech High School and Cochise College. Transportation to each school is provided at least twice a day, five days a week during the school year, and occasionally in the summer. Some medical appointments, outings and client transportation take us as far as Tucson, Phoenix, the Yuma area, and Native American Nations across the State of Arizona and New Mexico. Recreational outings include taking residents to Bisbee, Tombstone and Phoenix, mostly during summer months and school breaks and holidays. Occasionally recreational outings are provided during the weekends. We provide transportation to and from placement agencies throughout AZ and NM. There are no fees associated with the transportation to residents and family. Mary's Mission continues to work closely with the local Dream Center, various sports organizations, and other agencies from the Sierra Vista and Mesa areas to help serve their transportation needs, too.

Staffs from Mary's Mission have been regular participants in the Cochise County transit meetings. Discussions and actions regarding cost saving measures, coordination of services and means to better serve all clients and the general community to prove invaluable to our non- profit agency.

Identified unmet needs include:

- 12 passenger van to accommodate resident and family transports to our Outpatient Clinic in Mesa, and court hearings in Maricopa and Pima County.



MOUNT GRAHAM SAFE HOUSE, INC.

AT A GLANCE

General Services:

Our purpose is to provide victims of domestic violence and sexual assault short-term emergency housing, transitional housing, transportation, services for residential and non-residential participants, and community outreach services.

Applicant Status:

Private Non-Profit

Primary Service Area:

Graham and Greenlee counties
(Safford/Clifton/Duncan/San Carlos)

Service Days / Hours:

365 days a year 24 hours a day for agency clients

Transportation Funding

Sources: 5310

No. of vehicles: 3

No. of vehicles on lien: 3

No. of Service Sites: 4

Providing service since: 1995

Annual Ridership: 2,598

Contact:

Jessica Dominguez
PO Box 1202
Safford, AZ 85548
928.348.9104

Fax: 928-424-4438

Toll Free 888.269.9104

jessicad@mgsh.net

www.mtgrahamsh.org

Since 1995 The Mount Graham Safe House has provided crisis intervention, assessment, advocacy and referral as needed, conducted in a safe, secure and confidential environment. Service is provided to women and men needing services. It is the only facility of its kind in Graham County.

MGSB provides advocacy, emergency housing, transitional housing, clothing, food, school supplies, furniture, local transportation, self-help groups, parenting classes, job skills classes, a children's domestic violence education program to resident and non-resident clients and mobile advocacy (go to clients and provide service). MGSB Battered Immigrant Women Coordinator organizes local agencies to provide training on the issues battered immigrant women face.

Mount Graham Safe House provides transportation to and from the Safe House for job services, medical appointments, counseling, legal services and other needs.

Coordination efforts include regular attendance at the Graham / Greenlee coordination meetings.

Mt. Graham Safe House now has a mobile advocacy service. What does this mean for the community? Anyone who is in an abusive situation can call MGSB to have an advocate meet them in a public, but private place. We can even pick up the victim from their home and transport them to anyone that would like to talk in person, but doesn't have transportation or is uncomfortable coming to the shelter to talk. An advocate will meet the participant at an agreed location.

MGSB also provides case planning, safety planning, and resources, lay legal advocacy, and support groups.

Identified unmet needs include:

- Operating funds to support the existing transportation program for disabled and elderly clients.
- Replacement vehicles for our aging fleet.



NOGALES INFANTIL

AT A GLANCE

General Services:

A non-profit organization serving individuals with developmental disabilities and/or physical limitations in Santa Cruz County.

Applicant Status:

Private Non-Profit

Primary Service Area:

Santa Cruz County

Service Days / Hours:

Transportation Funding

Sources: Donations

No. of vehicles:

No. of vehicles on lien:

No. of Service Sites: 1

Providing service since: 2015

Annual Ridership:

Contact:

Gloria Smith
311 E. Patagonia Hwy. Nogales,
AZ 85621

Tel: 520.988.2373

Since 2015 Nogales Infantil has provided “hippo therapy” for children with special needs. They also offer therapy for elderly adults’ w/depression. Nogales Infantil provides service on a donation basis. On a weekly basis 10 children are transported from their homes to the ranch site for their Therapy session. There are 100 children currently on the waiting list to relieve services. Transportation to the ranch is an obstacle for some families.

Identified unmet needs include:

- ADA Accessible vehicles to transport clients, families to and from therapy.
- Operating funds to meet growing program needs.



Pinal Hispanic Council
Behavioral Health Services

PINAL HISPANIC COUNCIL

Cochise and Santa Cruz Counties

AT A GLANCE

General Services:

Pinal Hispanic Council is a non-profit 501 (c) (3) behavioral health agency licensed by the State of Arizona to provide an array of outpatient services.

Applicant Status:

Non-Profit

Primary Service Area: Nogales, Rio Rico, Douglas and Elfrida

Service Days / Hours:

Mon –Fri 8:00 am to 5:00 pm

Transportation Funding

Sources: Cenpatico and 5310 Funding

No. of vehicles:

Nogales: 3

Douglas: 3

No. of vehicles under lien: 2

No. of Service Sites: 2

Providing service since:

1990. In SEAGO region since 2010

Annual Ridership: 8,823

Contact:

Tanya Cruz
519 North Main Street
Eloy, Arizona 85131

Tel: 520.466.7765 x1106

tcruz@pinalhispaniccouncil.org

Pinal Hispanic Council is a non-profit 501 (c) (3) behavioral health agency licensed by the State of Arizona to provide an array of outpatient services in Pinal, Santa Cruz, and Cochise Counties. Pinal Hispanic Council has been in operation for over twenty years.

Pinal Hispanic Council serves serious mentally ill individuals, elderly, families, children, and adults receiving various types of counseling services in the Douglas, Elfrida, and Nogales, Rio Rico area.

Pinal Hispanic Council provides transportation services to its members to maximize the treatment services we offer by allowing the members to consistently keep vital appointments for their well-being. By assisting them with daily, weekly, bi-weekly, or monthly transportation the agency assures their mental well-being is secure.



SANTA CRUZ COUNCIL ON AGING

The Santa Cruz Council on Aging Inc. (SCCOA) is a 501 (c) (3) nonprofit organization located in Nogales, Arizona.

AT A GLANCE

General Services:

The Santa Cruz Council on Aging provides congregate meals, home delivered meals and transportation to senior citizens aged 60 and disabled citizens.

Applicant Status: Private/Non-profit Organization 501 (c) (3)

Primary Service Area:
Nogales

Service Days / Hours:
Mon-Fri 8 am to 4 pm

Transportation Funding Sources: United Way

No. of Vehicles: 1
No. of Vehicles under lien: 0
No. of Service Sites: 1

Providing transportation services since: 1972

Annual Ridership: 14,621

Contact:
Dr. Marcelino Varona Jr.
125 East Madison St.
Nogales, AZ 85621

Tel: 520.287.7422
Fax: 520.287.644

sccoanogales@gmail.com

The mission of the Santa Cruz Council on Aging is to improve the quality of life for the elderly community, the senior citizens and disabled persons we serve, through congregate meals, social encounter, transportation and referral for social and health services in Nogales.

SCCOA provides congregate meals, and transportation to citizens aged 60 and older, many of whom live in low income, rural and isolated circumstances. SCCOA services are sometimes the only opportunities some of these citizens have for personal interaction and provide valuable social benefits. SCCOA has been providing these services since 1972; with paid and volunteer staff.

SCCOA still participates in the coordination efforts with other organizations in Santa Cruz County.

Unmet needs: Reinstatement of home delivery meals which include a second van and driver.



SANTA CRUZ TRAINING PROGRAMS, INC.

By working in partnership with others in the community, Santa Cruz Training Programs, Inc. (SCTP) carries out its mission to **provide training, care and support for people of all ages with intellectual and developmental disabilities**. Services include group homes that provide round-the-clock care, a variety of employment opportunities, day programs, and home and community based programs.

AT A GLANCE

General Services:

Training, rehabilitation, employment, residential services, and home and community based services and support for people with disabilities. Transportation is provided for all members.

Applicant Status:

Private non-profit 501c3

Primary Service Area:

Santa Cruz County

Service Days/Hours:

Group Homes
24 hours a day/7 days
a week as needed.
Day Programs
Mon-Fri 6am-6:30pm

Transportation Funding

Sources: 5310

No. of vehicles: 20

No. of vehicles
under lien: 20

No. of service sites: 1

Providing transportation
service since: 1968

Annual Ridership: 35,753

Contact:

Marina Galhouse, E.D.
91 E. La Castellana Drive
Nogales, AZ 85621

Tel: 520-287-2043, ext. 14

Fax 520-287-4437

marina.galhouse@gmail.com

Spanish is the primary language for 98% of SCTP members, 50% live outside the Nogales city limits, and the majority are low income.

Because Santa Cruz County does not provide transportation services, SCTP offers door-to-door transportation for our members. Federal Transit Authority funds administered by the Arizona Department of Transportation have helped SCTP to serve all of Santa Cruz County and to meet the needs of members with a wide range of disabilities.

Transportation includes Monday-Friday door-to-door pick up and drop off of all members who participate in day and employment programs. Because of varying client needs, program hours and activities, **transportation is needed continuously throughout the day – beginning at 6am and ending by 6:30pm.**

Several employment programs require transportation as part of the work day. Landscaping crews must move from one job to another, and members who work in the bakery and café help deliver meals and pastries out in the community to businesses and individuals.

Transportation service for group homes is twenty-four hours a day seven days a week. Up to 12 residents are served by three homes – the third opening in February 2018. Each home has its own vehicle, and transportation is provided to day programs, church, shopping, etc... Group home members are driven to Tucson, Green Valley and Sierra Vista for doctor and dentist appointments. Weekend outings also provide entertainment for each group home.

SCTP has memorandums of understanding (MOUs) with other agencies in our community and beyond. We help out with special events, when called upon by partners, or to coordinate special transportation needs across counties. SCTP representatives attend quarterly coordination meetings and regular trainings.

Identified unmet transportation needs include:

- Preventive maintenance for lifts and other projects.
- Operational funding for current and expanding services.



SENIOR CITIZENS OF PATAGONIA

AT A GLANCE

General Services:

The Senior Citizens of Patagonia provides services to seniors (60+) and handicapped citizens.

Applicant Status:

Private, non-profit

Primary Service Area: Patagonia, Sonoita, Elgin and Canelo

Service Days / Hours:

Mon-Fri 7 am to 7 pm and as needed when possible
Saturday and Sunday as needed

Transportation Funding

Sources: 5310

No. of vehicles: 3

No. of vehicles under lien: 3

No. of Service Sites: 2

Providing transportation

Services since: 1992

Annual Ridership: 1,729

Contact:

Charles R. Kelly
P.O. Box 1121
Patagonia, AZ 85624

Tel: 520.394.2494

charlesraynerkelly@gmail.com

The Senior Citizens of Patagonia, Inc. is a 5013 (c) non-profit organization located in Patagonia, AZ. The mission of the Senior Citizens of Patagonia, Inc., is to serve and support senior citizens and disabled persons of any age who live in the Patagonia, Sonoita, Elgin and Canelo areas through assistance with transportation, nutrition, health, education and social services. The Patagonia Senior Center provides a location for congregate meals and social events.

The transit program has been in place since 1992, and is sustained by a volunteer transportation manager and several volunteer drivers. The service area is defined by the northern, eastern, southern county lines, and by a north south line running through mile marker 12 on Arizona highway 82. Clients are taken anywhere within a one hundred mile radius of Patagonia, excluding Mexico.

This transportation service is the only non-commercial option available to seniors and medically disabled in this area. Most of the service is performed between 7:00 am and 7:00 pm, M-F. However because volunteer drivers are the base of our staffing, most transportation needs can be met with planning. Services are only limited by the ability to secure a volunteer driver.

The Executive Director participates regularly in Transit Coordination meetings held in Benson and fully appreciates the information shared at these gatherings in terms of cost savings and service enhancement.

Identified unmet needs include operating funds to support the existing transportation program, a web based dispatch scheduling system, funding to effectively market the program as well as funding for preventative maintenance for vehicle lifts.



ST. VINCENT DE PAUL

Cochise County

AT A GLANCE

General Services:

A Social Service and Welfare organization in Douglas that keeps helping people in need. This organization helps pay bills; they offer emergency food pantries and provide with emotional and spiritual support for those who request it.

Applicant Status:

Private, non-profit

Primary Service Area: Douglas**Service Days / Hours:**

Thrift Store Hours:

Tue- Thurs 1pm to 3 pm

Mon and Fri: 1130am-1230pm

Transportation: as needed basis

Transportation Funding

Sources: SEAGO – Legacy Foundation Mini-Grant

No. of vehicles: 0

No. of vehicles under lien: 0

No. of Service Sites: 1

Providing transportation

Services since: 2000

Contact:

Lucia Spikes

543 G. Avenue

Douglas, AZ 85607

Tel: 520.364.7573

luciakspikes@hotmail.com

St. Vincent De Paul of Douglas is a 501 c (3) non- profit organization located in Douglas, AZ. St. Vincent's primary focus is to assist people in crisis. We do not discriminate due to faith preferences. We accept applications from anyone in need from our community. We assist people with expenses, utility payments, rent, medical needs, mobility aides, home repairs, food and transportation. Our mission is to fill in the gaps in services provided by the local community such as help with finding employment or housing.

Transportation is provided for those in need in forms of checks strictly for gas or gas cards. There are some instances that St. Vincent will find or provide transportation for the person in need as well. These services are performed at all times. There is no time or day restriction on these services. We assist with transportation for interviews for employment in other cities, medical appointments, legal assistance and families needing fuel to visit sick families in hospitals in other communities. We provide transportation to other states to return friends to their families via bus, train and airline. We have also provided families in need with bus passes through the SEAGO/Legacy Foundation Mini-Grant award we received this past year.

Food baskets are provided on Tuesdays and Thursdays and hot meals are offered on Mondays and Fridays.

We also provide advocacy on behalf of persons being denied services to which they appear to be entitled.

Identified unmet needs include operating funds to support the existing transportation assistance program.



THE WOMEN'S TRANSITION PROJECT

AT A GLANCE

General Services:

The Women's Transition Project is a resident substance abuse treatment program for homeless women with mental, physical, behavioral and emotional disabilities.

Applicant Status:

Private / Non-Profit

Primary Service Area:

Cochise County

Service Days / Hours:

7 days a week
24 hours a day
For agency clients

Transportation Funding

Sources: SEAGO Legacy Foundation
Mini-Grant

No. of vehicles: 2

No. of vehicles on lien: 2

No. of service sites: 1

Providing service since: 2001

Annual Ridership: 5,358

Contact:

Donna M. Vary
240 O'Hara Ave.
P.O. Box 943
Bisbee, AZ 85603

Tel: 520.432.8068

dvary@cbridges.com

The Women's Transition Project is a residential behavioral health facility that serves homeless women in recovery from drug and alcohol dependence, victims of domestic violence, women getting out of jail or prison, women with mental illness, and women who are working to reunite their families.

The transition project provides residents food, shelter, clothing, transportation, and childcare while offering a comprehensive array of services, treatment, and vocational training.

The organization will be applying for 5310 funding to purchase vehicles. Staff provides transportation to medical appointments, shopping and treatment and social services providers. In addition the Women's Transition Project provides transportation for clients to and from places of employment including Southwest Skies furniture manufacturing company, owned and operated by the Women's Transition Project, located in Bisbee.

Women's Transition Project staff are active in bi-monthly Transportation/Transit Coordination meetings.

Identified unmet needs include a vehicle to transport our clients to and from their vocational employment, transportation to medical appointments, shopping, and treatment and social service providers as well as a truck for the deliveries of services and food pick up not only for the organization but for the community as well.



TOWN OF HUACHUCA CITY

With a population of just under 2,000, Huachuca City is located approximately 10 miles from Sierra Vista and Ft. Huachuca. Over 51% of the city's residents are elderly and/ or disabled individuals who have no means of transportation other than what is provided by The Town of Huachuca City.

AT A GLANCE

General Services:

Provides trips into Sierra Vista for medical appointments, and shopping for the elderly and low income citizens and those with disabilities.

Applicant Status:

Local Government

Primary Service Area: Huachuca City with service to Sierra Vista

Service Days / Hours:

Mon-Thurs 8am-6pm
Fri 8am-10am and 12pm-2pm

Transportation Funding

Sources: 5310

No. of vehicles: 3

No. of vehicles under lien: 1

Number of Service Sites: 1

Providing transportation

Services since: 2004

Annual Ridership Estimate: 2,600

Contact:

Jennifer Fuller
500 N. Gonzales Blvd. Huachuca
City, AZ 85616

Tel: 520.456.1354

jfuller@huachucacityaz.gov

While transportation services are provided primarily to the elderly and disabled, low income residents are invited to use the service as well. The program provides regular trips to Sierra Vista for grocery and general shopping, medical appointments, and connections to the Vista Transit program. The program also transports riders to the City Senior Center for daily meals and activities.

Drivers are paid transit staff and administrative and operations staff often hold other job titles within the City.

Currently using Town General Fund for vehicle acquisition funds to support operations above and beyond the ADA requirements, the Huachuca City transportation program is a much utilized program with significant growth potential.

Identified unmet needs include:

- Increase service area to include the neighboring community of Whetstone
- Operational funds
- Vehicle to replace (2003) high mileage vehicle
- 15 passenger vehicle for service area increase



VERHELST RECOVERY HOUSE

AT A GLANCE

General Services:

Verhelst Recovery House is a transitional agency serving men 18 years or older residing in Cochise County, or other areas within the State of Arizona.

Applicant Status:

Private / Non-Profit

Primary Service Area:

Bisbee and Cochise County

Service Days / Hours:

7 days a week/24 hours a day
For agency clients

Transportation Funding Sources:

Legacy Foundation Mini Grant

No. of vehicles: 4

No. of vehicles on lien: 0

No. of service sites: 1

Providing service since: 1969

Annual Ridership: 3,500

Contact:

Andres Enriquez
P.O. Box 4098
Bisbee, AZ 85603

Tel: 520.432.3764

Fax: 520.432.5794

vrh@verhelstrecoveryhouse.org

www.verhelstrecoveryhouse.org

The Verhelst Recovery House, located in Bisbee, Arizona, offers a 6 month residential program helping men learn how to live without alcohol or drugs.

Recovery is guided through a 12-Step meeting program and setting of personal goals.

Clients will have the opportunity to work out in the community to support themselves while in the program. Clients also have opportunities for personal growth through various life skills classes.

The goal of the program is to help our clients prepare themselves to return as responsible and productive members of society.

Those suffering from addiction to alcohol and other drugs, can be helped, and once again become productive members of society.

Since our inception in 1969, our objective has been to help individuals recover from alcohol and drug abuse.

Verhelst Recovery House is a transitional agency serving men 18 years or older residing in Cochise County, or other areas within the State of Arizona. Our primary goal is to provide a safe 6 month residential environment, free from alcohol and drugs, enabling the client to begin living a productive life without substance abuse.

Client participation in defining needs, goals and how to meet those goals is emphasized. The Verhelst Recovery House provides a location for community based A.A and N.A Meetings.



SIERRA VISTA VOLUNTEER INTERFAITH CAREGIVER PROGRAM (VICaP)

AT A GLANCE

General Services:

VICaP provides vital transportation services for elderly or disabled and home bound residents in Cochise County's communities.

Applicant Status:

Private / Non-Profit

Primary Service Area:

Palominas, Hereford, Sierra Vista, Huachuca City, Whetstone, Bisbee, Douglas, Tombstone, Benson, and Willcox

Service Days / Hours:

Mon-Fri 8:00 am to 4:00 pm

Transportation Funding Sources:

ADOT, United Way, Grants, Fundraising, Donations, Legacy Foundation Mini-Grant, SEAGO AAA, other grants

No. of vehicles: 2

No. of vehicles on lien: 1

No. of service sites: 2

Providing service since: 1994

Annual Ridership: 17,466

Contact:

Debi Godwin
P.O. Box 3004
Sierra Vista, AZ 85636

Tel: 520.459.8146

vicapsv13@gmail.com

The Volunteer Interfaith Caregiver Program (VICaP), a 501(C)(3) non-profit organization, incorporated started in 1994 based in Sierra Vista, provides vital transportation services for seniors, disabled, and homebound residents throughout Cochise County. Rides are provided as far into Tucson as NW Hospital, as far East as Bowie/San Simon, as far South as Douglas, and as far North as Safford. Services offered are free, with donations gratefully accepted. Transportation services are provided primarily by volunteers driving their own vehicles, with two paid drivers supporting the greater Willcox area with VICaP owned vans, one of which is handicap-accessible. Our mission is to help our "Neighbors" continue to live independently and maintain their quality of life.

In 2017, more than 111 trained volunteers provided specialized and individualized transportation services to those in need of VICaP's support. Approximately half of the volunteers can accommodate collapsible wheelchairs. In 2017, VICaP Volunteers spent over 11,000 hours, traveled over 156,000 miles in their personal vehicles providing 15,447 rides to our Neighbors in Sierra Vista, Douglas, Bisbee, Willcox, and Benson.

VICaP has a 9-passenger cutaway handicap-accessible van (under ADOT lien), and a donated 7-passenger mini-van, used to provide transportation support for qualified Neighbors in the greater Willcox area, which also includes transportation to Tucson area medical facilities. VICaP coordinates and collaborates with the Easter Seals Blake Foundation and drops off and picks up Neighbors at the designated transfer point for medical appointments, especially dialysis, and shopping in Safford/Thatcher area. Our Willcox drivers cover a large rural area, including San Simon, Bowie, and Sunsites and are now averaging almost 6,000 miles and close to 200 rides per month. In 2017, They drove 52,731 miles and completed 2019 trips. The collaboration with Easter Seals Blake Foundation is anticipated to increase our ridership for 2018 by at least 35%.

VICaP regularly participates in coordination efforts with other agencies, local health care providers and care facilities to ensure the needs of their Neighbors are met. VICaP regularly participates in SEAGO's County and Regional Transportation Coordination Meetings. VICaP is listed in the Cochise County Community Health Improvement 5-year plan as Strategy 2 under Transportation and Resource communication.

Identified unmet needs include a handicap-accessible mini-van (including operating and maintenance support) for use in Southern Cochise County, additional funds for expansion of our Willcox staff, to add a dispatcher, and Capital funds for Preventive Maintenance.



WELLNESS CONNECTION

(Formerly SEACRS-ORE Program)

AT A GLANCE

General Services:

Peer-led support and rehabilitation programs serving adults with mental health and substance abuse issues. Transportation services include trips to scheduled medical appointments as well as employment-related, educational and program sponsored social activities.

Applicant Status: Private/Non-Profit 501 (C) 3 under the corporate name of Southeastern Arizona Consumer – Run Services, Inc. (SEACRS, Inc.).

Primary Service Areas: Cochise, Santa Cruz, Graham, and Greenlee Counties

Service Days/Hours: Mon-Fri 8:30 am to 16:00 pm

Providing Service since: 2002

Transportation Funding Sources: 5310, General & Operational Funds

No. of vehicles: 18

No. of vehicles under lien: 6

No. of service sites: 6

Sierra Vista – 2, Safford – 2, Douglas – 1, Nogales – 1

Annual Ridership: 33,643

Contact:

Rachel Waterbury
548 W. Fry Blvd.
P.O. Box 2648
Sierra Vista, AZ 85635

Tel: 520.452.0080

admin@wellness-connections.org

www.wellness-connections.org

Wellness Connections is a non-profit 501 (C) 3 organization that serves adults with mental health disabilities; including members with co-occurring developmental, physical or substance abuse related disabilities. Wellness Connections also features a mobile outreach service for outlying communities within the regions we serve. Currently, our programs serve individuals enrolled in the Arizona public behavioral health system of care (Cenpatico Integrated Care), The State of Arizona, Vocational Rehabilitation clients, Optum (United Health) and Banner Health (University of Arizona Health Plans)/ALTCS members.

Services provided through Wellness Connections are delivered on a 1:1 basis or within groups led by peers and counselors. Programs provide members with opportunities to enhance their mental health and wellness, achieve goals for personal growth and increase their ability to live as independently as possible in the community. Services include counseling, peer support, health groups, life skills, pre-vocational training, job coaching and transportation assistance.

Wellness Connections staff work in close collaboration with other local agencies to ensure transportation and other needs of our members are met. The staff participates in the bi-monthly coordination meetings. All staff providing transportation services are required to complete PASS driver training, CPR and First Aid training. They have also received training in psycho-social rehabilitation and peer support.

We have a need for minivans with ramps or wheelchair lifts as well as support vehicles as we grow our services throughout Cochise, Santa Cruz, Graham and Greenlee counties. In order to meet the needs of our members, we will need to expand the fleet, maintain and/or replace older/high mileage vehicles, and coordinate/facilitate fleet management. Our older vehicles are becoming increasingly costly to maintain, due to frequent repairs.

Unmet Needs Include:

WE will be requesting vehicles, operations funds for repairs and maintenance of the vehicles as well as funds for a coordinator to facilitate the fleet. (Regular maintenance, documentation and reporting requirements.)

COCHISE COUNTY FEDERAL FUNDING NEEDS ESTIMATES

Cochise County 6-Year Transit Program Cost Estimates

Year	5310	MM	5307/5311	Total
2013	\$189,500	\$115,000	\$2,359,964	\$2,644,464
2014	\$549,650	\$185,000	\$3,027,002	\$3,761,652
2015	\$578,825	\$300,000	\$3,329,703	\$4,208,528
2016	\$577,725	\$215,000	\$3,662,673	\$4,455,398
2017	\$635,496	\$310,000	\$4,028,940	\$4,974,436
2018	\$701,045	\$310,000	\$4,431,834	\$5,442,879
Totals	\$3,232,241	\$1,435,000	\$20,840,116	\$25,507,357

Cochise County

- 15 Transportation/Transit organizations participate in Transit/Transportation Coordination and apply for FTA funding.
- 6 of these applied to the 5310 program in FY 16/17 and previous years.
- 4 of these apply to the 5307/5311 program in FY 16/17 and previous years

GRAHAM / GREENLEE COUNTIES FEDERAL FUNDING NEEDS ESTIMATES

Graham/Greenlee Counties 6-Year Transit Program Cost Estimates

Year	5310	MM	Total
2013	\$422,112	\$68,822	\$490,934
2014	\$456,555	\$72,552	\$529,107
2015	\$436,652	\$76,488	\$513,140
2016	\$521,574	\$80,313	\$601,887
2017	\$573,731	\$88,344	\$662,075
2018	\$631,104	\$9,7178	\$728,282
Totals	\$3,371,758	\$483,697	\$3,595,366

Graham & Greenlee Counties

- 4 Transportation /Transit organizations participate in Transit/Transportation Coordination and apply for FTA funding.
- 2 of these applied to the 5310 program in FY 16/17 and previous years.
- 0 of these applied for Mobility Management in FY 16/17 and previous years.

SANTA CRUZ COUNTY FEDERAL FUNDING NEEDS ESTIMATES

Santa Cruz County 6-Year Transit Program Cost Estimates

Year	5310	5311	Total
2013	\$402,932	\$0	\$402,932
2014	\$444,205	\$0	\$444,205
2015	\$510,826	\$0	\$510,826
2016	\$656,006	\$0	\$656,006
2017	\$721,607	\$0	\$721,607
2018	\$793,768	\$0	\$793,768
Totals	\$3,529,344	\$0	\$3,529,344

Santa Cruz County

- 4 Transportation/Transit organizations participate in Transit/ Transportation Coordination and apply for FTA funding.
- 2 of these applied to the 5310 program in FY 16/17 and previous years.
- 2 of these applied to the 5311 program in FY 16/17 and previous years.

ATTACHMENT A

SEAGO Region FY18 Provider Listing



5311 Providers	General Public	Elderly/ Disabled	Health-care	Behavioral Health	Residential Treatment	Domestic Violence Children	Applicant Status	Service Area	Service Sites	Service Days Hours	Funding Sources	Number of Vehicles	On Lien	Annual Ridership	Providing Service Since	Contact Person
City of Benson Benson Area Transit	X						Local Gov't	Benson, J Six/Mescal, Pomerene and St. David	1	M-F 8:00 a.m. - 4:00 p.m.	5311, SEAGO AAA, SEAGO Legacy Grant	5	5	14,910	2010	Kathe Williams 120 West 6th St, Benson, AZ 85602 520.432.6016 kwilliams@bensonaz.gov
City of Bisbee Bisbee Bus	X						Local Gov't	Bisbee and Surrounding Area	1	M-F 6:00 a.m. - 6:15 p.m. Sat 9:30 a.m. - 4:00 p.m.	5311, SEAGO AAA, SEAGO Legacy Grant	4	4	35,872	1998	Lorena Valdez 118 Arizona Street, Bisbee, AZ 85603 520.432.6016 lvaldez@bisbeeaz.gov
City of Douglas Douglas Rides	X						Local Gov't	Douglas and Surrounding Area	1	M-S 8:00 a.m. - 5:00 p.m.	5311, SEAGO AAA, SEAGO Legacy Grant	7	4	54,728	2007	Humberto Rivera 425 10th Street, Douglas, AZ 85607 520.364.4474 humberto.rivera@douglasaz.gov
City of Sierra Vista Vista Transit	X						Local Gov't	S.V. and Ft. Huachuca	1	M-F 7:00 a.m. - 6:00 p.m. Sat 10:30 a.m. - 6:00 p.m.	5307	13	6	173,095	1997	Mike Norman 2050 E. Willcox, Sierra Vista, AZ 85635
Total Vehicles												29				
Total Vehicles on ADOT Lien													19			
Total Annual Ridership 5311 Program														278,605		
5310 Providers	General Public	Elderly/ Disabled	Develop. Disability	Behavioral Health	Healthcare	Domestic Violence Children	Applicant Status	Service Area	Service Sites	Service Days Hours	Funding Sources	Number of Vehicles	On Lien	Annual Ridership	Providing Service Since	Contact Person
Catholic Community Services		X		X		X	Private Non-Profit	Douglas and surrounding area	1			2	0	1,100	1976	Lisa Silva 6049 E. Hwy. 90 Sierra Vista, AZ 85635 520.458.4203 X7902 lisas@ccs-seaz.org
Douglas ARC			X				Private Non-Profit	Douglas and surrounding area	1		5310	23	13	29,298	1958	Gary Clark 610 E. 9th St., Douglas, AZ 85607 520.364.7473 gclark@douglasarc.com
Douglas Area Food Bank		X					Private Non-Profit	Douglas and surrounding area	1			0	0	0	1979	Javier Fimbres 660 G. Ave., Douglas, AZ 85607 520.364.4170 javier.fimbres@yahoo.com
Easter Seals Blake Foundation Graham County			X				Private Non-Profit	Santa Cruz/Graham/ Greenlee County	7		5310	17	10	24,477	1980	Cheryl Wilson 527 Main St., Safford, AZ 85547 928.428.5990 cwilson@blake.easterseals.com
Graham County Rehabilitation Center			X				Private Non-Profit	Graham County	4		DD	12	4	13,097	1968	Lane Hegel 502 W. Main St., Safford, AZ 85548 928.428.7968 admin@gcrsafford.org
Horizon Health and Wellness			X				Private Non-Profit	Sierra Vista and Nogales	2		5310	6	5	15,780	1981	Marsha Ashcroft 210 E. Cottonwood Casa Grande, AZ 85122 520.836.1688 marsha.ashcroft@hhwaz.org

Mary's Mission				X			Private Non-Profit	Cochise, Greenlee, and Santa Cruz County	4			3	3	6,001	1996	Linzee Parrotta 345 Taylor Dr., Sierra Vista, AZ 85635 520.417.2115 linzee.parrotta@mmdcinc.org
Mount Graham Safe House						X	Private Non-Profit	Graham and Greenlee	2			3	3	1,335	1995	Jessica Dominguez P.O. Box 1202, Safford, AZ 85548 928.348.9104 jessicad@mqsh.net
Pinal Hispanic Council				X			Private Non-Profit	Cochise and Santa Cruz	2		Cenpatico	6	2	8,714	1990	Tanya Cruz 519 North Main St., Eloy, AZ 85131 520.466-0921 tcruz@pinalhispaniccouncil.org
Santa Cruz Council on Aging		X					Private Non-Profit	Nogales, Rio Rico, Patagonia and Tubac	1			1	0	12,532	1972	Dr. Marcelino Varona Jr. 125 East Madison, Nogales, AZ 85621 520.287.7422 sccoanogales@gmail.com
Santa Cruz Training Program			X				Private Non-Profit	Santa Cruz County	1		5310	20	13	40,000	1968	Marina Galhouse 70 E. La Castellana Nogles, AZ 85621 520.287.2043 marina.galhouse@gmail.com
Senior Citizens of Patagonia		X					Private Non-Profit	Patagonia, Elgin, Sonoita, and Canelo	1		5310	2	2	633	1992	Heather Dodge P.O. Box 1121 Patagonia, AZ 85624 520.394.2494 hsdodge712@gmail.com
SEACAP		X					Private Non-Profit	Graham and Greenlee	3		SEAGO AAA	4	3	6,830	2000	Yvette Ramirez 283 W. 5th Street, Safford, AZ 85546 928.428.8005 seacapk@qwestoffice.net
St. Vincent De Paul	X	X	X	X	X	X	Private Non-Profit	Douglas and surrounding area	1		SEAGO Legacy Mini-Grant					Lucia Spikes 543 G. Ave. Douglas, AZ 85607 520.364.7473 luciakmspikes@gmail.com
The Women's Transition Project				X			Private Non-Profit	Bisbee and Cochise County	5		5310	2	0	5,244	2001	Dona Vary P.O. Box 943 Bisbee, AZ 85603 520.432.8068 dvary@cbridges.com
Town of Huachuca City	X	X	X	X	X	X	Local Gov't	Huachuca City and Sierra Vista	1			3	1	1,276	2004	Kelly Norris 500 N. Gonzales Huachuca City, AZ 85616 520.456.1063 knorris@huachucacityaz.gov
Verhelst Recovery House			X	X			Private Non-Profit	Bisbee and Cochise County	1		SEAGO Legacy Mini-Grant	4	0	2,028	1969	Andres Enriquez P.O. Box 4098 Bisbee, AZ 85603 520.432.3764 vrh@verhelstrecoveryhouse.org
Sierra Vista Volunteer Interfaith Caregiver Program (VICaP)		X					Private Non-Profit	Benson, Douglas, Tombstone, Hereford, Sierra Vista, Huachuca City, and Willcox	1		5310, SEAGO Legacy Mini-Grant	1	1	13,495	2004	Deborah Godwin P.O. Box 3004 Sierra Vista, AZ 85636 520.459.8146 vicapsv13@gmail.com
Wellness Connection			X	X			Private Non-Profit	Cochise/Graham/Greenlee County	5		5310	17	3	27,000	2002	Rachael Waterbury 548 W. Fry Blvd., Sierra Vista, AZ 85635 520.452.0080 rwaterbury@wellnessconnections.org
Total Vehicles												124				
Total Vehicles on ADOT Lien													63			
Total Annual Ridership 5310 Program														207,740		

ATTACHMENT B

SEAGO Region FY18 Vehicle Inventory & Availability



SEAGO COCHISE COUNTY VEHICLE INVENTORY

Program Name/Vehicle Location	Funding Source (i.e.: 5310, local, etc.)	Year	Make	Model	Mileage	Date Mileage Was Recorded	# of Ambulatory Seats	Lift or Ramp?	# of W/C Positions	Is the Vehicle On ADOT Lien?
Catholic Community Services/Douglas	5310	2008	Ford	15 Psgr Van	58,084	12.31.17	14	N	N/A	N
City of Bisbee/Bisbee	5311	2009	Ford	El Dorado	Unknown	----	12	L	2	N
City of Bisbee/Bisbee	5311	2009	Ford	El Dorado	228,791	1.10.18	12	L	2	N
City of Bisbee/Bisbee	5311	2014	Chevy	Star Craft	134,083	1.10.18	16	L	2	Y
City of Bisbee/Bisbee	5311	2015	Chevy	Star Craft	66,719	1.10.18	16	L	2	Y
City of Benson/Benson	5311	2009	Ford	Arboc	171,089	1.04.18	15	R	2	Y
City of Benson/Benson	5311	2010	Ford	Arboc	134169	1.03.18	21	R	2	Y
City of Benson/Benson	5311	2010	Ford	Arboc	129,683	1.10.18	21	R	2	Y
City of Benson/Benson	5311	2016	Chevy	Champion	18,174	1.05.18	10	R	2	Y
City of Benson/Benson	5311	2016	Chevy	Champion	16720	1.10.18	10	R	2	Y
City of Benson/Benson	5311	2018	Ford	Starcraft	2,189	1.10.18	10	L	2	Y
City of Douglas-Douglas Rides/Douglas	5311	2007	Ford	El Dorado	328,232	1.04.18	32	L	1	N
City of Douglas-Douglas Rides/Douglas	5311	2008	Chevy	Arboc	144,737	1.05.08	14	R	1	Y
City of Douglas-Douglas Rides/Douglas	5311	2009	Chevy	El Dorado	153,527	12.27.17	26	L	2	Y
City of Douglas-Douglas Rides/Douglas	5311	2010	Ford	El Dorado	127,236	1.05.18	6	L	1	N
City of Douglas-Douglas Rides/Douglas	5311	2010	Ford	El Dorado	120,960	12.20.17	6	L	1	N
City of Douglas-Douglas Rides/Douglas	5311	2015	Ford	Star Craft	73,867	1.06.18	16	L	2	Y
City of Douglas-Douglas Rides/Douglas	5311	2015	Ford	Sta	65,140	1.05.18	16	L	2	Y
City of Douglas-Douglas Rides/Douglas	5311	2017	Ford	Champion	54,334	1.05.18	32	L	2	Y

Program Name/Vehicle Location	Funding Source (i.e.: 5310, local, etc.)	Year	Make	Model	Mileage	Date Mileage Was Recorded	# of Ambulatory Seats	Lift or Ramp?	# of W/C Positions	Is the Vehicle On ADOT Lien?
Catholic Community Services/Douglas	5310	2008	Ford	15 Psgr Van	58,084	12.31.17	14	N	N/A	N
City of Sierra Vista-Vista Transit/Sierra Vista	5307	2007	Int'l	Champion	166,085	1.10.18	22	R	2	N
City of Sierra Vista-Vista Transit/Sierra Vista	5307	2007	Int'l	Champion	204,619	1.10.18	22	R	2	N
City of Sierra Vista-Vista Transit/Sierra Vista	5307	2009	Chevy	Arboc	148,904	1.10.18	21	R	2	Y
City of Sierra Vista-Vista Transit/Sierra Vista	5307	2009	Chevy	Arboc	147,794	1.10.18	21	R	2	Y
City of Sierra Vista-Vista Transit/Sierra Vista	5307	2010	Ford	El Dorado	152,911	1.10.18	30	R	2	N
City of Sierra Vista-Vista Transit/Sierra Vista	5307	2010	Ford	El Dorado	140,248	1.10.18	30	R	2	N
City of Sierra Vista-Vista Transit/Sierra Vista	5307	2010	Ford	El Dorado	139,502	1.10.18	30	R	2	N
City of Sierra Vista-Vista Transit/Sierra Vista	5307	2010	Dodge	Grand Caravan	22,751	1.10.18	7	R	1	N
City of Sierra Vista-Vista Transit/Sierra Vista	5307	2013	Chevy	Arboc	106,803	1.10.18	17	R	2	Y
City of Sierra Vista-Vista Transit/Sierra Vista	5307	2013	Chevy	Arboc	117,353	1.10.18	17	R	2	Y
City of Sierra Vista-Vista Transit/Sierra Vista	5307	2014	Chevy	Arboc	101,283	1.10.18	18	R	2	Y
City of Sierra Vista-Vista Transit/Sierra Vista	5307	2014	Chevy	Arboc	72,164	1.10.18	18	R	2	Y
City of Sierra Vista-Vista Transit/Sierra Vista	5307	2016	Chevy	Arboc	17,343	1.10.18	18	R	2	Y
City of Sierra Vista-Vista Transit/Sierra Vista	5307	2016	Chevy	Arboc	11,914	1.10.18	18	R	2	Y
Douglas ARC/Douglas	5310	2003	Chevy	Venture	116,298	1.08.18	7	N	0	N
Douglas ARC/Douglas	5310	2004	Chevy	Venture	103,795	1.08.18	7	N	0	N
Douglas ARC/Douglas	5310	2005	Chevy	Uplander	99,022	1.08.18	7	N	0	N
Douglas ARC/Douglas	5310	2006	Ford	E-350	84,309	1.08.18	5	L	2	N
Douglas ARC/Douglas	5310	2006	Ford	E-350	88,458	1.08.18	12	N	0	N

Program Name/Vehicle Location	Funding Source (i.e.: 5310, local, etc.)	Year	Make	Model	Mileage	Date Mileage Was Recorded	# of Ambulatory Seats	Lift or Ramp?	# of W/C Positions	Is the Vehicle On ADOT Lien?
Catholic Community Services/Douglas	5310	2008	Ford	15 Psgr Van	58,084	12.31.17	14	N	N/A	N
Douglas ARC/Douglas	5310	2007	Chevy	Express	73,191	1.08.18	12	N	0	N
Douglas ARC/Douglas	5310	2007	Ford	Supreme	71,814	1.08.18	5	L	2	N
Douglas ARC/Douglas	5310	2008	Chevy	Colorado	92,641	1.08.18	4	N	0	N
Douglas ARC/Douglas	5310	2008	Chevy	Uplander	68,443	1.08.18	7	N	0	N
Douglas ARC/Douglas	5310	2009	Chevy	Silverado	47,632	1.08.18	6	N	0	N
Douglas ARC/Douglas	5310	2010	Toyota	Sienna	80,370	1.08.18	7	N	0	Y
Douglas ARC/Douglas	5310	2011	Dodge	Caravan	96,289	1.08.18	3	R	1	Y
Douglas ARC/Douglas	5310	2011	Ford	F-250	25,521	1.08.18	6	N	0	Y
Douglas ARC/Douglas	5310	2011	Dodge	Caravan	72,458	1.08.18	3	R	1	Y
Douglas ARC/Douglas	5310	2011	Chevy	2500 HD	3,332	1.08.18	6	N	0	Y
Douglas ARC/Douglas	5310	2012	Dodge	Caravan	57,294	1.08.18	7	N	0	Y
Douglas ARC/Douglas	5310	2012	Ford	F-550	6,516	1.08.18	3	N	0	Y
Douglas ARC/Douglas	5310	2012	Ford	Supreme	40,781	1.08.18	5	L	2	Y
Douglas ARC/Douglas	5310	2012	Ford	Supreme	63,594	1.08.18	5	L	2	Y
Douglas ARC/Douglas	5310	2012	Chevy	2500HD	23,094	1.08.18	6	N	0	Y
Douglas ARC/Douglas	5310	2013	Chevy	Express	25,037	1.08.18	12	N	0	Y
Douglas ARC/Douglas	5310	2015	Dodge	Caravan	83,647	1.08.18	7	N	0	Y
Douglas ARC/Douglas	5310	2016	Ford	E-350	13,471	1.08.18	7	L	2	Y
Easter Seals-Blake Foundation/Sierra Vista	Agency	2011	Toyota	Mini-Van	139,975	1.01.18	6	N	0	N

Program Name/Vehicle Location	Funding Source (i.e.: 5310, local, etc.)	Year	Make	Model	Mileage	Date Mileage Was Recorded	# of Ambulatory Seats	Lift or Ramp?	# of W/C Positions	Is the Vehicle On ADOT Lien?
Catholic Community Services/Douglas	5310	2008	Ford	15 Psgr Van	58,084	12.31.17	14	N	N/A	N
Horizon Health and Wellness/Sierra Vista	5310	2006	Ford	Supreme	99,021	1.02.18	8	L	2	N
Horizon Health and Wellness/Sierra Vista	5310	2011	Ford	E350	74,353	1.02.18	9	L	2	Y
Horizon Health and Wellness/Sierra Vista	5310	2011	Ford	E350	93,215	1.02.18	12	N	0	N
Horizon Health and Wellness/Sierra Vista	5310	2012	Dodge	Caravan	101,306	1.02.18	7	N	0	Y
Horizon Health and Wellness/Sierra Vista	5310	2017	Ford	Transit	3,746	1.02.18	8	L	2	Y
Mary's Mission/Sierra Vista	5310	2011	Chevy	Express	66,362	1.11.18	11	N	0	Y
Mary's Mission/Sierra Vista	5310	2011	Chevy	Express	87,171	1.11.18	11	N	0	Y
Mary's Mission/Sierra Vista	5310	2012	Chevy	Express	75,836	1.11.18	11	N	0	Y
Pinal Hispanic Council/Douglas	Agency	2010	Dodge	Caravan	82,239	1.02.18	7	N	0	N
Pinal Hispanic Council/Douglas	Agency	2014	Ford	E350	49,640	1.02.18	15	N	0	N
Pinal Hispanic Council/Douglas	5310	2015	Dodge	Caravan	34,718	1.02.18	7	N	0	N
Senior Citizens of Patagonia/Sonoita	5310	2017	Dodge	Entravan	2,000	1.05.18	9	Y	1	Y
Wellness Connections/Douglas	5310	2005	Chevy	G5300	234,955	1.10.18	15	N	0	N
Wellness Connections/Douglas	Agency	2005	Dodge	Caravan	176,396	1.10.18	7	N	0	N
Wellness Connections/Douglas	Agency	2007	Honda	Odyssey	144,623	1.10.18	8	N	0	N
Wellness Connections/Douglas	5310	2016	Ford	E450	17,407	1.10.18	9	Y	2	Y
Wellness Connections/Sierra Vista	5310	2005	Chevy	G5300	184,697	1.10.18	15	N	0	N
Wellness Connections/Sierra Vista	5310	2006	Chrysler	Pacifica	148,536	1.10.18	5	N	0	N
Wellness Connections/Sierra Vista	Agency	2007	Ford	Econo/Club Wagon	106,956	1.10.18	1	N	0	N

Program Name/Vehicle Location	Funding Source (i.e.: 5310, local, etc.)	Year	Make	Model	Mileage	Date Mileage Was Recorded	# of Ambulatory Seats	Lift or Ramp?	# of W/C Positions	Is the Vehicle On ADOT Lien?
Catholic Community Services/Douglas	5310	2008	Ford	15 Psgr Van	58,084	12.31.17	14	N	N/A	N
Wellness Connections/Sierra Vista	Agency	2008	Ford	E350	70,580	1.10.18	9	Y	1	N
Wellness Connections/Sierra Vista	Cenpatico	2012	Honda	Civic	89,164	1.10.18	4	N	0	N
Wellness Connections/Sierra Vista	5310	2016	Dodge	Caravan	19,536	1.10.18	6	N	0	Y
Woman's Transition Center/Bisbee	5310	2010	Chevy	Express	83,341	1.11.18	10	N	0	Y
Woman's Transition Center/Bisbee	5310	2012	Chevy	Silverado	128,966	1.11.18	5	N	0	Y
Verhelst Recover House/Bisbee	Agency	1970	International	Truck	197,478	1.24.18	2	N	0	N
Verhelst Recover House/Bisbee	Agency	1984	Dodge	Ram	103,912	1.24.18	2	N	0	N
Verhelst Recover House/Bisbee	Agency	1984	Ford	F150	271,289	1.24.18	2	N	0	N
Verhelst Recover House/Bisbee	Agency	1991	Toyota	Pick-up	118,289	1.24.18	2	N	0	N
Verhelst Recover House/Bisbee	Agency	2002	Chrysler	Town and Country	315,501	1.24.18	7	N	0	N
Verhelst Recover House/Bisbee	SEAGO	2015	Ford	Transit	46,815	1.24.18	14	N	0	N
Volunteer Interfaith Caregiver Program/Sierra Vista	Donation	2006	Chrysler	Town and Country	90,165	12.31.17	7	N	0	N
Volunteer Interfaith Caregiver Program/Sierra Vista	5310	2012	Ford	F350	49,601	12.31.17	9	L	2	Y

SEAGO GRAHAM/GREENLEE COUNTY VEHICLE INVENTORY

Program Name/Vehicle Location	Funding Source (i.e.: 5310, local, etc.)	Year	Make	Model	Mileage	Date Mileage Was Recorded	# of Ambulatory Seats	Lift or Ramp?	# of W/C Positions	Is the Vehicle On ADOT Lien?
Easter Seals Blake Foundation/Greenlee	5310	2012	Dodge	Mini Van	151,587	1.01.18	6	R	2	N
Easter Seals Blake Foundation/Greenlee	5310	2013	Ford	Cutaway	45,650	1.01.18	9	L	2	Y
Easter Seals Blake Foundation/Greenlee	5310	2013	Ford	Cutaway	58,027	1.01.18	9	L	2	Y
Easter Seals Blake Foundation/Greenlee	5310	2017	Ford	Starcraft	26,041	1.01.18	6	L	2	Y
Easter Seals Blake Foundation/Greenlee	5310	2017	Dodge	Mini Van	6,867	1.01.18	6	R	2	Y
Easter Seals Blake Foundation/Greenlee	5310	2017	Dodge	Mini Van	11,840	1.01.18	6	R	2	Y
Easter Seals Blake Foundation/Safford	5310	2007	Ford	Maxi	107,845	1.01.18	8	L	2	N
Easter Seals Blake Foundation/Safford	5310	2010	Dodge	Mini Van	116,145	1.01.18	6	R	2	N
Easter Seals Blake Foundation/Safford	5310	2010	Dodge	Mini Van	148,617	1.01.18	6	R	2	N
Easter Seals Blake Foundation/Safford	5310	2011	Ford	Cutaway	91,957	1.01.18	9	L	2	Y
Easter Seals Blake Foundation/Safford	5310	2012	Dodge	Mini Van	131,246	1.01.18	6	R	2	N
Easter Seals Blake Foundation/Safford	5310	2012	Dodge	Mini Van	106,667	1.01.18	6	R	2	Y
Easter Seals Blake Foundation/Safford	5310	2012	Dodge	Mini Van	110,860	1.01.18	6	R	2	Y
Easter Seals Blake Foundation/Safford	5310	2013	Ford	Maxi	78,044	1.01.18	8	L	2	Y
Easter Seals Blake Foundation/Safford	5310	2014	Dodge	Mini Van	125,988	1.01.18	6	N	0	Y
Easter Seals Blake Foundation/Safford	5310	2016	Dodge	Mini Van	48,406	1.01.18	6	N	0	Y
Easter Seals Blake Foundation/Safford	5310	2016	Dodge	Mini Van	8,998	1.01.18	6	R	2	Y
Easter Seals Blake Foundation/Safford	5310	2016	Dodge	Mini Van	8,262	1.01.18	6	N	0	Y
Easter Seals Blake Foundation/Safford	5310	2017	Dodge	Mini Van	14,627	1.01.18	6	R	2	Y

Program Name/Vehicle Location	Funding Source (i.e.: 5310, local, etc.)	Year	Make	Model	Mileage	Date Mileage Was Recorded	# of Ambulatory Seats	Lift or Ramp?	# of W/C Positions	Is the Vehicle On ADOT Lien?
Easter Seals Blake Foundation/Greenlee	5310	2012	Dodge	Mini Van	151,587	1.01.18	6	R	2	N
Graham County Rehab./Safford	Agency	2000	Ford	Truck	173,539	1.31.18	2	N	0	N
Graham County Rehab./Safford	Agency	2005	GMC	SA3	122,105	1.31.18	9	N	0	N
Graham County Rehab./Safford	Agency	2005	Nissan	Quest	85,868	1.31.18	6	N	0	N
Graham County Rehab./Safford	Agency	2008	Ford	WSD	102,147	1.31.18	9	N	0	N
Graham County Rehab./Safford	Agency	2008	Chevy	DLS	123,003	1.31.18	6	N	0	N
Graham County Rehab./Safford	5310	2010	Toyota	Sienna	64,481	1.31.18	6	N	0	Y
Graham County Rehab./Safford	5310	2014	Starc	Bus	25,898	1.31.18	9	Y	2	Y
Graham County Rehab./Safford	5310	2015	Chevy	Express	13,860	1.31.18	9	N	0	Y
Graham County Rehab./Safford	5310	2015	Chevy	Express	11,793	1.31.18	9	N	0	Y
Mount Graham Safe House	5310	2011	Toyota	Sienna	61,221	1.24.18	7	N	0	Y
Mount Graham Safe House	5310	2012	Dodge	Caravan	71,739	1.24.18	7	N	0	Y
Mount Graham Safe House	5310	2012	Toyota	Sienna	63,437	1.24.18	7	N	0	Y
Wellness Connections/Safford	Cenpatico	2003	Chevy	Silverado	130,245	1.05.18	2	N	0	N
Wellness Connections/Safford	Agency	2006	Chrysler	Town and Country	137,181	1.05.18	6	N	0	N
Wellness Connections/Safford	5310	2011	Toyota	Sienna	113,998	1.05.18	6	N	0	N
Wellness Connections/Safford	Agency	2016	Ford	E450	16,239	1.05.18	9	Y	2	Y

SEAGO SANTA CRUZ COUNTY VEHICLE INVENTORY

Program Name/Vehicle Location	Funding Source (i.e.: 5310, local, etc.)	Year	Make	Model	Mileage	Date Mileage Was Recorded	# of Ambulatory Seats	Lift or Ramp?	# of W/C Positions	Is the Vehicle On ADOT Lien?
Easter Seals Blake Foundation/Santa Cruz	5310	2009	Ford	Maxi	29,330	1.01.18	8	R	2	N
Horizon Health and Wellness/Nogales	5310	2004	Ford	Supreme	85,508	1.02.18	8	L	2	N
Horizon Health and Wellness/Nogales	5310	2010	Ford	Supreme	70,776	1.02.18	8	L	2	Y
Horizon Health and Wellness/Nogales	5310	2011	Chevy	Express	121,154	1.02.18	12	N	0	N
Horizon Health and Wellness/Nogales	5310	2017	Chevy	Express	15,497	1.02.18	12	N	0	Y
Pinal Hispanic Council/Nogales	Agency	2010	Dodge	Grand Caravan	112,555	1.02.18	7	N	0	N
Pinal Hispanic Council/Nogales	Agency	2010	Chrysler	Town and Country	57,378	1.02.18	7	N	0	N
Pinal Hispanic Council/Nogales	5310	2015	Dodge	Grand Caravan	103,748	1.02.18	7	N	0	Y
Santa Cruz Council on Aging/Nogales	Agency	1998	GMC	Savana	167,658	1.10.18	5	N	0	N
Santa Cruz Council on Aging/Nogales	Agency	2007	Chevy	Express	90,879	1.10.18	2	N	0	N
Santa Cruz Training Progam/Nogales	5310	2005	Ford	E350	87,024	1.11.18	7	Y	2	Y
Santa Cruz Training Progam/Nogales	5310	2006	Ford	E350	70,341	1.11.18	7	Y	2	Y
Santa Cruz Training Progam/Nogales	5310	2006	Ford	E350	67,899	1.11.18	8	Y	2	Y
Santa Cruz Training Progam/Nogales	5310	2007	Ford	E350	55,598	1.11.18	8	Y	2	Y
Santa Cruz Training Progam/Nogales	5310	2007	Ford	E350	67,900	1.11.18	8	Y	2	Y
Santa Cruz Training Progam/Nogales	5310	2008	Chevy	Uplander	115,579	1.11.18	7	N	0	N
Santa Cruz Training Progam/Nogales	5310	2009	Chevy	Truck	59,441	1.11.18	6	N	0	Y
Santa Cruz Training Progam/Nogales	5310	2011	Ford	F250	57,848	1.11.18	6	N	0	Y
Santa Cruz Training Progam/Nogales	5310	2011	Chevy	Truck	47,182	1.11.18	6	N	0	Y

Program Name/Vehicle Location	Funding Source (i.e.: 5310, local, etc.)	Year	Make	Model	Mileage	Date Mileage Was Recorded	# of Ambulatory Seats	Lift or Ramp?	# of W/C Positions	Is the Vehicle On ADOT Lien?
Easter Seals Blake Foundation/Santa Cruz	5310	2009	Ford	Maxi	29,330	1.01.18	8	R	2	N
Santa Cruz Training Progam/Nogales	5310	2012	Chevy	Silverado	76,201	1.11.18	6	N	0	Y
Santa Cruz Training Progam/Nogales	5310	2012	Dodge	Amerivan	50,385	1.11.18	7	Y	2	Y
Santa Cruz Training Progam/Nogales	5310	2012	Dodge	Amerivan	45,405	1.11.18	7	Y	2	Y
Santa Cruz Training Progam/Nogales	5310	2012	Chevy	Express	57,004	1.11.18	14	N	0	Y
Santa Cruz Training Progam/Nogales	5310	2012	Chevy	Express	61,593	1.11.18	12	N	0	Y
Santa Cruz Training Progam/Nogales	5310	2013	Ford	E350	31,885	1.11.18	7	Y	1	Y
Santa Cruz Training Progam/Nogales	5310	2015	Chevy	Van	23,586	1.11.18	12	N	0	Y
Santa Cruz Training Progam/Nogales	5310	2016	Dodge	Emtervan	8,360	1.11.18	7	Y	2	Y
Santa Cruz Training Progam/Nogales	5310	2016	Starcraft	Bus	62,791	1.11.18	14	Y	2	Y
Santa Cruz Training Progam/Nogales	5310	2017	Starcraft	Van	13,153	1.11.18	9	Y	1	Y
Santa Cruz Training Progam/Nogales	5310	2017	Starcraft	Van	13,655	1.11.18	8	Y	2	Y
Senior Citizens of Patagonia/Patagonia	5310	2011	Ford	E350	24,000	1.11.18	9	Y	1	Y
Senior Citizens of Patagonia/Patagonia	5310	2012	Dodge	Grand Caravan	84,000	1.11.18	6	N	0	Y

ATTACHMENT C

SEAGO Region FY18 Demographic Data Table



Demographic Composition of the SEAGO Region

	Total Population	Race								Hispanic or Latino (of any race)	
		One Race									Two or More
		Population - One Race	White Alone	Black or African American, Alone	American Indian or Alaska Native, Alone	Asian, Alone	Native Hawaiian and Other Pacific Islander,	Some Other Race, Alone			
Cochise County Total	131,346	126,071	103,085	5,465	1,589	2,525	418	12,989	5,275	42,543	
PLACES											
Benson, City	5,105	4,922	4,481	51	49	37	8	296	183	1,126	
Bisbee, City	5,575	5,370	4,696	80	81	26	8	479	205	2,019	
Douglas, City	17,378	16,926	11,848	483	296	81	10	4,208	452	14,353	
Huachuca City, Town	1,853	1,753	1,429	119	26	38	15	126	100	364	
Sierra Vista, City	43,888	41,373	32,695	3,951	467	1,781	269	2,210	2,515	8,527	
Tombstone, City	1,380	1,333	1,269	6	9	9	1	39	47	288	
Willcox, City	3,757	3,643	2,539	43	48	25	7	981	114	1,883	
TOTAL PLACES	78,936	75,320	58,957	4,733	976	1,997	318	8,339	3,616	28,560	
Graham County Total	37,220	36,172	26,827	683	5,376	200	52	3,034	1,048	11,320	
PLACES											
Pima, Town	2,387	2,300	2,086	9	15	3	3	184	87	500	
Safford, City	9,566	9,210	7,789	116	153	85	5	1,062	356	4,166	
Thatcher, Town	4,865	4,698	4,143	87	88	35	11	334	167	1,052	
San Carlos Apache Tribe	4,780	4,612	19	1	4,591	0	1	0	16	152	
TOTAL PLACES	21,598	20,820	14,037	213	4,847	123	20	1,580	626	5,870	
Greenlee County Total	8,437	8,117	6,514	89	195	46	5	1,268	320	4,040	
PLACES											
Clifton, Town	3,311	3,140	2,342	28	109	23	3	635	171	1,991	
Duncan, town	696	671	563	8	12	0	1	87	25	235	
TOTAL PLACES	4,007	3,811	2,905	36	121	23	4	722	196	2,226	
Santa Cruz County Total	47,420	46,467	34,835	179	328	255	15	10,855	953	39,273	
PLACES											
Nogales, City	20,837	20,338	14,933	75	140	126	4	5,060	499	19,793	
Patagonia, Town	913	903	801	2	20	0	0	80	10	387	
TOTAL PLACES	21,750	21,241	15,734	77	160	126	4	5,140	509	20,180	
TOTAL SEAGO REGION	224,423	216,827	171,261	6,416	7,488	3,026	490	28,146	7,596	97,176	

ATTACHMENT D

SEAGO Region FY18 Public Meeting Log



Date	Location	Name of Meeting	Meeting Purpose
01/10/2017	Bisbee	Cochise County Intercity Feasibility Study TAC	Regional Transit Planning
01/12/2017	Sierra Vista	SEAGO Regional Coordination Meeting	Regional Transit Planning
01/26/2017	Benson	SEAGO Transportation Advisory Committee	Regional Transportation Planning
01/26/2017	Sierra Vista	ViCAP Board Meeting	Transit Program Outreach
01/26/2017	Bisbee	Bisbee Transit Advisory Committee	Local Transit Planning
02/04/2017	Sierra Vista	Route Feasibility Study Public Meeting	Regional Transit Planning
02/04/2017	Benson	Route Feasibility Study Public Meeting	Regional Transit Planning
02/04/2017	Bisbee	Route Feasibility Study Public Meeting	Regional Transit Planning
02/05/2017	Douglas	Route Feasibility Study Public Meeting	Regional Transit Planning
02/14/2017	Safford	Graham/Greenlee Coordination Meeting	Regional Transit Planning
02/16/2017	Bisbee	Bisbee Transit Advisory Committee	Local Transit Planning
02/23/2017	Sierra Vista	SEAGO Regional Coordination Meeting	Regional Transit Planning
03/01/2017	Bisbee	Cochise County Intercity Feasibility Study TAC	Regional Transit Planning
03/02/2017	Bisbee	TAP Royal Intercity Service Meeting	Regional Transit Planning
03/13/2017	Willcox	Willcox Healthy Community Meeting	Local Transit Planning
03/16/2017	Benson	SEAGO Transportation Advisory Committee	Regional Transportation Planning
03/20/2017	Douglas	Douglas Transit Advisory Committee	Local Transit Planning
03/30/2017	Douglas	Douglas Transit Advisory Committee	Local Transit Planning
04/06/2017	Sierra Vista	Cochise/Santa Cruz Joint Regional Coordination Meeting	Regional Transit Planning
04/12/2017	Sierra Vista	Cochise County Health Improvement Plan TAC Meeting	Regional Transit Planning
04/25/2017	Clifton	SEACAP/ESBF 5310 Transition Meeting-Greenlee BOS	Regional Transit Planning
05/09/2017	Safford	Graham/Greenlee Coordination Meeting	Local Transit Planning
05/10/2017	Sierra Vista	Cochise County Health Improvement Plan TAC Meeting	Regional Transit Planning
05/18/2017	Benson	SEAGO Transportation Advisory Committee	Regional Transportation Planning
06/13/2017	Tucson	SEACAP/ESBF 5310 Transition Meeting	Regional Transit Planning
06/14/2017	Bisbee	AAA Aging Conference Transit Presentation	Transit Program Outreach
06/27/2017	Sierra Vista	Cochise County Health Improvement Plan Workshop	Regional Transit Planning
07/06/2017	Douglas	Douglas Transit Advisory Committee	Local Transit Planning
07/10/2017	Sierra Vista	Cochise College/Cochise Connection Partnership Meeting	Regional Transit Planning
07/11/2017	Safford	Graham/Greenlee Coordination Meeting	Regional Transit Planning
07/19/2017	Sierra Vista	Southeast Hospitality Association Meeting	Transit Program Outreach
07/20/2017	Benson	SEAGO Transportation Advisory Committee	Regional Transportation Planning
07/25/2017	Douglas	Cochise Connection Kickoff Planning Meeting	Regional Transit Planning
07/27/2017	Sierra Vista	Sierra Vista City Council Meeting	Regional Transit Planning
07/31/2017	Douglas	Cochise Connection Kickoff Planning Meeting	Regional Transit Planning
08/01/2017	Sierra Vista	Cochise/Santa Cruz Joint Regional Coordination Meeting	Regional Transit Planning
08/07/2017	Douglas	Cochise Connection Ribbon Cutting Ceremony	Transit Program Outreach
08/09/2017	Douglas	Cochise College/Cochise Connection Partnership Meeting	Regional Transit Planning
08/17/2017	Willcox	Willcox City Council Transit Survey Update	Local transit Planning
08/22/2017	Bisbee	Meeting with Congresswoman Martha McSally	Elderly Transit Needs Update
08/24/2017	Sierra Vista	Legacy Foundation Board Meeting	Transit Program Outreach
09/19/2017	Sierra Vista	Cochise County Health Improvement Plan Workshop	Regional Transit Planning
09/20/2017	Bisbee	Cochise Connection Technical Advisory Committee Meeting	Regional Transit Planning
09/21/2017	Benson	SEAGO Transportation Advisory Committee	Regional Transportation Planning
09/21/2017	Sierra Vista	Cochise/Santa Cruz Joint Regional Coordination Meeting	Regional Transit Planning
10/04/2017	Willcox	Willcox Healthy Community Meeting	Local Transit Planning
10/25/2017	Douglas	Douglas Rides Transit Advisory Committee Meeting	Local Transit Planning
11/01/2017	Benson	Benson Transit Advisory Committee Meeting	Local Transit Planning
11/14/2017	Safford	Graham/Greenlee Coordination Meeting	Regional Transit Planning
11/16/2017	Benson	SEAGO Transportation Advisory Committee	Regional Transportation Planning
11/27/2017	Sierra Vista	ViCAP Willcox Transit Project Planning Meeting	Local Transit Planning
12/07/2017	Bisbee	Cochise Connection Technical Advisory Committee Meeting	Regional Transit Planning
12/14/2017	Sierra Vista	Vista Transit Connection Technical Advisory Committee Meeting	Local Transit Planning

ATTACHMENT E

SEAGO Region Online Resources



Online Resources

[SEAGO Regional Mobility Management](#)

[SEAGO Region Transportation Providers](#)

[SEAGO/NACOG 2015-2017 Coordinated Training Plan](#)

[SEAGO Region Vehicle Inventory](#)

[SEAGO Region Coordination Meeting Calendar](#)

[User-friendly Mobility Resource Website for Passengers & Providers](#)

[Facebook page: SEAGO Mobility Resource for Southeastern Arizona](#)

[Cochise Transit Plan](#)

ATTACHMENT F

SEAGO Region FY18

Intercity Transportation Providers



SEAGO INTERCITY PROVIDER LISTING

Cochise County

Benson/Bisbee/Douglas/Huachuca City/Sierra Vista

Provider Name: Cochise Connection

Phone Number: 520.417.7400

Address: Douglas Visitor Center, 345 16th Street, Douglas AZ 85607

Website: www.CochiseConnection.com

Service Information: Service is provided 6 days a week to/from Douglas, Bisbee Sierra Vista, and 5 days a week to Huachuca City and Benson. The bus is wheelchair accessible. Schedules are available online at www.CochiseConnection.com. Schedules are also available at the Douglas Visitor Center, Bisbee City Hall, Vista Transit Center, Huachuca City Public Library, and the Benson visitor Center.

Benson/Willcox

Provider Name: Greyhound

Phone Number: 520.392.4790

Address: Benson Visitor Center, 249 E 4Th St Benson, AZ 85602

Website: www.greyhound.com

Service Information: Service is provided 7 days a week from Benson to El Paso and from Benson to Tucson/Phoenix. The bus departs to Tucson/Phoenix at 7:00am. The bus departs to El Paso at 2:00pm. This route also serves Willcox at the Freeway Texaco, 1203 W Rex Allen Drive. The bus is wheelchair accessible.

Provider Name: Amtrak (Sunset Limited)

Phone Number: 1.800.USA.RAIL

Address: Benson Visitor Center, 249 E 4Th St Benson, AZ 85602

Website: www.amtrak.com/servlet/Satellite?pagename=am/AM_Snippet_C/IBRoutes&Route=Sunset%20Limited

Service Information: Westbound service is provided 3 days a week (Tuesday/Thursday/Sunday) from Benson through Tucson to Los Angeles. Eastbound service is provided 3 days a week (Monday /Wednesday/Saturday) from Benson through El Paso to New Orleans. The train schedule is available at: www.amtrak.com/ccurl/762/581/Sunset-Limited-Schedule-031217.pdf.

Douglas

Provider Name: Transporte Direct Shuttle

Phone Number: 602.272.5555

Address: 231 E 1st St, Douglas, AZ 85607

Website: www.transportedirecto.info

Service Information: Service is provided 7 days a week from Douglas to Tucson and Phoenix. Shuttles depart every hour from 7:00am to 6:00pm. Vehicles are not wheelchair accessible.

Provider Name: Sergio's Shuttle

Phone Number: 520.805.0555

Website: None

Service Information: Service is provided 7 days a week from Douglas to Tucson and Phoenix. Shuttles depart every two hours from 9:00am to 6:00pm. Vehicles are not wheelchair accessible.

Provider Name: Arizona Department of Corrections

Phone Number: 520.364.7521

Address: 6911 N Bdi Blvd, Douglas, AZ 85607

Website: <https://corrections.az.gov/prisons>

Service Information: This is a van pool program that is strictly for Correctional Officers that work at the Douglas Prison Complex. Vans are provided for the Day Shift, Swing Shift, and the Mids Shift. These vans go from Sierra Vista to Bisbee to Douglas Prison Complex daily.

Sierra Vista

Provider Name: Huachuca Shuttle

Phone Number: 520.349.0349

Address: 3987 Fiscus Loop, Sierra Vista, AZ 85635

Website: www.huachucashuttle.com/

Service Information: Service is provided on a reservation basis. Shuttle service is provided from Sierra Vista to the Tucson Airport. Vehicles are not wheelchair accessible.

Provider Name: 3 Canyons Transit Company

Phone Number: 520.807.6713

Address: 4771 E Hereford Rd, Hereford, AZ 85615

Website: www.arizonasunshinetours.com/shuttle.html

Service Information: Service is provided on a reservation basis. Shuttle service is provided from Sierra Vista to the Tucson Airport. Vehicles are not wheelchair accessible.

Provider Name: Transportation Express

Phone Number: 520.249.4768

Address: 104 N 7th St Suite A, Sierra Vista, AZ 85635

Website: None

Service Information: Service is provided on a reservation basis. Shuttle service is provided from Sierra Vista to the Tucson Airport. Vehicles are not wheelchair accessible.

Provider Name: Slick Shuttle Service

Phone Number: 520.458.1888

Address: 4750 East highway 90, Sierra Vista, AZ 85635

Website: www.slickshuttleservice.com

Service Information: Service is provided on a reservation basis. Shuttle service is provided from Sierra Vista to the Tucson Airport. Vehicles are not wheelchair accessible.

Willcox

Provider Name: Volunteer Interfaith Caregiver Program (VICaP)

Phone Number: 520.459.8146

Address: 2600 E. Wilcox Drive, Sierra Vista, AZ 85635

Website: www.vicapsv.org

Service Information: VICaP travels to Safford from Willcox 3 days a week (Monday, Wednesday and Friday) for dialysis treatment. They will also provide rides for medical, dental, and shopping for those in need.

Graham/Greenlee Counties

Safford-Thatcher

Provider Name: Greyhound

Phone Number: 1.800.231.2222

Address: 3775 W Main St., Thatcher, AZ

Website: www.greyhound.com

Service Information: Service is provided 7 days a week from Thatcher to El Paso and from Thatcher to Phoenix. The bus departs to Phoenix at 10:45am. The bus departs to El Paso at 11:30pm. This route also serves Bylas at 297 E. US Highway 70 and Duncan at 221 US Highway 70. The bus is wheelchair accessible.

San Carlos

Provider Name: San Carlos Apache Nnee Bich'o Nil Public Transit

Phone Number: 928.475.5011

Address: PO Box 871, Peridot, AZ 85542

Website: [www.transitunlimited.org/Nnee Bich'o Nii Transit](http://www.transitunlimited.org/Nnee_Bich%E2%80%99o_Nii_Transit) (Schedule)

Service Information: Service is provided Monday through Friday. The bus departs San Carlos to Safford at 6:45am, 10:55am, and 4:45pm. The bus departs Safford to San Carlos at 8:15am, 1:25pm, and 6:30pm. This route also serves Bylas, Fort Thomas, Pima, and Thatcher. Please see website for times and bus stop locations. The bus is wheelchair accessible.

Santa Cruz County

Nogales

Provider Name: Natty's Nogales Shuttle Service

Phone Number: 520.287.8888

Address: 286 W Mix, Nogales, AZ 85621

Website: http://nattysshuttle.com/?page_id=735

Service Information: Service is provided on a reservation basis. Shuttle service is provided from Sierra Vista to the Tucson Airport. Vehicles are not wheelchair accessible.

Provider Name: TAP Royal

Phone Number: 520.287.9060

Address: 621 N Grand Ave D, Nogales, AZ 85621

Website: www.taproyal.com/

Service Information: Service is provided 7 days a week from Nogales to Tucson/Phoenix and provides connections to Las Vegas and Los Angeles from its Phoenix Transit Center.

Region Intercity Service Needs & Priorities

1. Intercity Bus Service that connects the Douglas and Bisbee FTA Section 5311 bus systems to the Sierra Vista (Vista Transit) FTA Section 5307 bus system.
2. Intercity Bus Service that connects the Sierra Vista (Vista Transit) FTA Section 5307 bus system to the National Intercity Bus System (Greyhound) in Benson, Arizona.
3. Intercity Bus Service that connects the City of Nogales to the National Intercity Bus System (Greyhound/TAP Royal) in Tucson, Arizona.
4. Intercity Bus Service that connects the City of Tombstone to Bisbee, Benson, and the National Intercity Bus System (Greyhound) in Benson, Arizona.