

**South
Eastern
Arizona
Governments
Organization**



SEAGO

**Transportation Planning
Department**

1403 W. Highway 92
Bisbee, AZ 85603

Tel: 520.432.5301
Fax: 520.432.5858
transportation@seago.org

www.seago.org
www.azmobility.org

Arizona Councils of Governments
Region VI covering Cochise,
Graham, Greenlee, and
Santa Cruz Counties

**REGIONAL
TRANSPORTATION
COORDINATION
PLAN UPDATE
2018 - 2019**

<u>Table of Contents</u>	<u>Page</u>
Introduction.....	1
Title VI.....	1
SEAGO Contact Information.....	2
The Federal Transit Administration (FTA).....	3
SEAGO Region Information.....	4
Goals of the Coordination Plan.....	4
Transit Needs Assessment.....	6
Transit Dependent Population Data.....	6
Transit Needs Summary.....	7
Assessment of Needs by Population.....	11
Assessment of Needs by Geographic Area.....	12
Transportation Capacity Building and Gap Closing Strategies.....	15
SEAGO Region 5310 Funding Priorities.....	19
FY18 Section 5310 Applicants.....	22
Provider Directory.....	23
Individual Agency Descriptions.....	25
Cochise County Funding Estimates.....	48
Graham County Funding Estimates.....	49
Santa Cruz Funding Estimates.....	50
Attachment A: SEAGO Region Provider Listing.....	51
Attachment B: Vehicles Inventory/Availability.....	55
Attachment C: Demographic Data Table.....	63
Attachment D: SEAGO Region Online Resources.....	80
Attachment E: SEAGO Region Intercity Transportation Providers.....	82

Introduction

Federal Transit Law requires that projects selected for funding under the Elderly Individuals and Individuals with Disabilities (Section 5310) programs be derived from a locally developed, coordinated public transit-human services transportation plan. The purpose of the plan is to identify the transportation needs of individuals with disabilities, older adults, and people with low incomes, provide strategies for meeting these needs, and prioritize transportation services for funding and implementation.

SEAGO recognizes that the transit environment is dynamic and ever changing. As a result, SEAGO reviews and updates the plan on an annual basis. This Plan Update includes updated regional demographic data, transit capacity building strategies, as well as updated information on new and existing transportation providers serving the transportation dependent and disadvantaged populations in the region.

SEAGO utilizes a process that includes representatives of public, private and nonprofit transportation and human services providers, elected officials, and public participation identify transit needs/service gaps and to establish priorities in order to make informative funding decisions for specialized transportation services.

This plan update will focus on the 2017-2018 State fiscal year and will be updated once again in January of 2019.

Title VI

SEAGO is committed to ensuring that no person is discriminated against on the grounds of race, color, national origin, sex, age, disability, limited English proficiency, or low-income status as provided by Title VI of the Civil Rights Act of 1964, The Civil Rights Restoration Act of 1987, Section 504 of the Rehabilitation Act of 1973, Americans with Disabilities Act of 1990 (ADA), Executive Order 12898 (Environmental Justice), Executive Order 13166 (Limited Proficiency), Code of Federal Regulations 49 Part 21, Code of Federal Regulations 23 part 200, and Code of Federal Regulations Part 303.

The SEAGO strives to ensure nondiscrimination in all of its programs and activities, whether those programs and activities are federally funded or not. As a sub-recipient of federal funding, SEAGO is responsible for initiating and monitoring Title VI activities, preparing required reports, technical assistance and training. SEAGO's consultants must also comply with this policy. SEAGO's Title VI Public Participation and Implementation Plan can be found at <http://www.seago.org/title-vi.html>.

SEAGO Transportation Staff Contact & Coordination Meeting Information

Transportation Program Manager

Chris Vertrees | cvertrees@seago.org

Tel: 520.432.5301 x 209

Regional Mobility Manager

Connie Gastelum | cgastelum@seago.org

Tel: 520.432.5301 x 213

Assistant Regional Mobility Manager/Training Coordinator

Jessica P. Urrea | jurrea@seago.org

Tel: 520.432.5301 x 215

GIS/Technical Services Coordinator

John Merideth | jmerideth@seago.org

Tel: 520.432.5301 x 212

Graham & Greenlee County

Coordination meetings are 2nd Tuesday, bi-monthly at 10:00 a.m. in Safford.

Cochise & Santa Cruz County

Cochise/Santa Cruz County Coordination meetings are 2nd Thursday, bi-monthly at 10:00 a.m. in Benson.

Coordination meeting schedules, agendas, and minutes can be viewed at:

<http://www.azmobility.org/events>



The Federal Transit Administration (FTA)

Federal Transit Administration (FTA) Section 5300 Rural Public Transportation Programs provide funds for capital, administrative, operating, and training assistance to local public bodies and nonprofit organizations for the operation of public transportation services in non-urbanized areas. The following FTA Programs are available in the SEAGO Region:

TRANSIT/TRANSPORTATION PROGRAMS

Section 5310 - Enhanced Mobility of seniors and Individuals with Disabilities

The purpose of the Section 5310 Program is to improve mobility for seniors and individuals with disabilities by removing barriers to transportation service and expanding transportation mobility options. This program supports transportation services planned, designed, and carried out to meet the special transportation needs of seniors and individuals with disabilities in all areas – large urbanized (over 200,000), small urbanized (50,000-200,000), and rural (under 50,000). Eligible projects include both traditional capital investment and nontraditional investment beyond the Americans with Disabilities Act (ADA) complementary paratransit services. SEAGO has over 15 programs that receive Section 5310 funding.

Section 5311- Rural Area Formula Grants

This program provides capital, planning, and operating assistance to states and federally recognized Indian tribes to support public transportation in rural areas with populations less than 50,000, where many residents often rely on public transit to reach their destinations. It also provides funding for state and national training and technical assistance through the Rural Transportation Assistance Program. Benson, Bisbee, and Douglas operate 5311 programs within the SEAGO Region.

Section 5307 - Urbanized Area Formula Grant

The Urbanized Area Formula Funding program (49 U.S.C. 5307) makes Federal resources available to urbanized areas and to Governors for transit capital and operating assistance in urbanized areas and for transportation related planning. An urbanized area is an incorporated area with a population of 50,000 or more that is designated as such by the U.S. Department of Commerce, Bureau of the Census. Sierra Vista is the only 5307 operator within the SEAGO Region.

SEAGO and Regional Mobility Management

SEAGO is a regional planning agency which performs and coordinates a variety of functions. Established in 1972, SEAGO is a 501(c) 3, nonprofit organization whose mission is to assist local governments in seeking cooperative solutions to area wide problems; to provide a forum for regional policy development and serve as a coordinating link between municipal, county, tribal, state, and federal agencies. SEAGO is one of six Arizona Councils of Governments (COGs). SEAGO serves the four counties of Cochise, Graham, Greenlee, and Santa Cruz. Together they comprise 13,946 square miles of rural area with per capita income below the state and national averages.

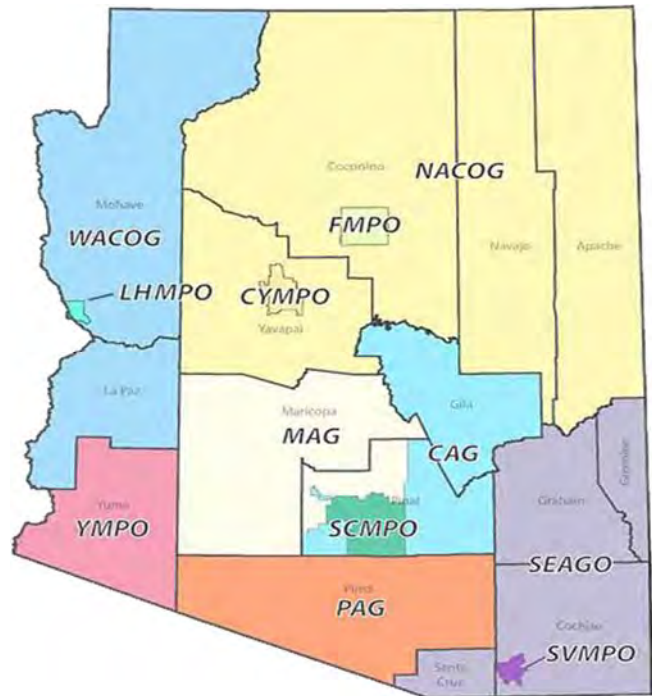
SEAGO's Regional Mobility Management program is a result of federal and state mandates for increased coordination efforts with a focus on expansion of services and greater cost efficiencies. The goals and objectives of the program include:

- Provide greater public access to transportation and transportation information;
- Provide support to existing local mobility managers and transportation providers;
- Identify ways to fill gaps in the provision of transportation services;
- Identify ways to ease barriers and reduce costs for transportation providers;
- Act as a conduit between transportation providers and transportation funders; and
- Act as an advocate for the development of federal, state, and local policy that supports the advancement of rural transportation opportunities and stated goals.

Within the SEAGO region, local governments and human services providers have come together in an effort to maximize scarce resources and build efficiencies that will better serve the residents of the area. In that same spirit, providers of public transit programs and special needs transportation services have conceived this coordination plan as a means to establish and improve transit and transportation services for the four county regions. This Coordination Plan was developed by the SEAGO Transportation Department in cooperation with transit and transportation providers throughout the region. The Plan has been approved by the SEAGO Executive Board and updates are submitted to ADOT on an annual basis.

The Goals of the Coordination Plan

The SEAGO Region Transit/Transportation Coordination Groups coordinate their efforts and communications in order to provide information and guidance to federal, state and local government officials as well as transportation/transit service providers for the purposes of policy development, decision making, and investments needed to create greater efficiencies, build capacities and address gaps in service.



In addition, the Coordination Plan serves as a catalog of transit and transportation services available in the region. Its content is made available on the SEAGO website, www.azmobility.org, for use by the general public and by organizations serving persons in need of transit/transportation services.

As funding priorities shift during this uncertain economy, information shared on a region wide basis enables smaller agencies to coordinate with larger providers to cover gaps in service, and for all members to implement the best usage of monies, equipment, and personnel.

While each member organization has its own goals and objectives for its transit/ transportation programs, common issues are often served by collective solutions. The goal of this coordination plan can be summarized more simply as *a desire to meet the transit/transportation needs of the region's citizens in a safe, reliable, accessible manner that maximizes the use of resources and minimizes the cost to provide said services.*

The Coordination Process

Coordination meetings are held in Cochise, Graham, and Santa Cruz Counties each quarter. The meetings provide an opportunity for rural area governments and organizations to discuss ways they can improve their services and share information pertinent to the success of their transit operations. They are able to share resources through program management and driver training, vehicle maintenance and repair, route coordination, program planning, and funding strategies. In addition, organizations work together to determine how to fill gaps in rider services, and to conduct geographic outreach.

These Coordination groups consist of public and human services transportation providers, local elected public officials, local government representatives, the general public, social service and faith-based agencies that represent the elderly, individuals with disabilities, veterans, low income, domestic abuse, and youth programs. In addition, ADOT staff participates in Coordination meetings at various times throughout the year and provide valuable guidance, data, and resources. ADOT also supports the coordination effort by holding statewide meetings and conferences that allow providers to learn about and model other successful programs.

The Regional Mobility Manager and Assistant Regional Mobility Manager facilitate meetings in Cochise, Santa Cruz, Graham/ Greenlee Counties, disseminate information to members, assist in identifying gaps, and encourage collaborative efforts.

Annually, each coordination group come together to form the Regional Coordination Council. New members are added to the Plan and organizations no longer active are removed from the Plan. Each organization is given an opportunity to update their own efforts and the combined efforts of the group are recorded in the Plan. This group reviews the Human Services Transportation Coordination Plan. The process includes an update of the regional needs assessment, a review of and update of regional transit goals, capacity building and gap filling strategies, and the establishment of Regional Funding Priorities for the 5310 grant cycle.

Transit Needs Assessment

The core of the coordinated mobility planning process is the **needs assessment**. The needs assessment focuses on the identification and assessment of community transportation needs comparative to available resources. The purpose of this process is to help the public set goals, identify outcomes, develop strategies, and establish a network of transportation services that will meet customer and community needs.

The coordinated mobility planning process focuses on specific population groups that are more likely to be dependent on public transit and specialized transportation. These groups are often defined as **transit dependent** and include:

- **Elderly:** This includes all individuals 65 years of age or older.
- **Individuals with disabilities:** The FTA defines disability as “with respect to an individual, a physical or mental impairment that substantially limits one or more of the major life activities of such individuals. The phrase major life activities means functions such as caring for one’s self, performing manual tasks, walking, seeing, hearing, speaking, breathing, learning, and work.”
- **Below poverty level:** This includes individuals whose family income is at or below the 150 percent poverty line threshold.

Transit Dependent Population Data

To better understand the transit needs and demand for services of our transit dependent population demographic data was collected for each county. This data illustrates how transit dependent population groups are represented throughout the region in order to provide an understanding of the transportation needs that the Coordination Plan attempts to address. The sources for these datasets include the 2010 U.S. Census and the 2015 American Community Survey (ACS) Estimates. The following table reflects the data collected along with a 5-year demand estimates:

Cochise County: Population 128,343					
Population Type	2016	2017	2018	2019	2020
Over Age 65	33,708	34,045	34,385	34,729	35,076
Disabled	17,941	18,120	18,301	18,484	18,668
Below Poverty Level	18,861	19,050	19,241	19,433	19,627
Cochise Totals	70,510	71,215	71,927	72,646	73,371
Graham County: Population 38,303					
Population Type	2016	2017	2018	2019	2020
Over Age 65	6,359	6,423	6,487	6,552	6,618
Disabled	4,005	4,045	4,085	4,126	4,167
Below Poverty Level	6,205	6,267	6,330	6,393	6,457
Graham Totals	16,569	16,765	16,902	17,071	17,242
Greenlee County: Population 10,433					
Population Type	2016	2017	2018	2019	2020
Over Age 65	1,389	1,403	1,417	1,431	1,445

Disabled	985	995	1,005	1,015	1,025
Below Poverty Level	997	1,007	1,017	1,027	1,037
Graham Totals	3,371	3,405	3,439	3,473	3,507
Santa Cruz County: Population 50,581					
Population Type	2016	2017	2018	2019	2020
Over Age 65	10,027	10,127	10,228	10,330	10,433
Disabled	4,779	4,827	4,875	4,924	4,973
Below Poverty Level	5,607	5,663	5,720	5,777	5,835
Santa Cruz Totals	20,413	20,617	20,823	21,031	21,241
SEAGO Totals	110,863	112,002	113,091	114,221	115,361

The following table illustrates need in relation to percentage of county population.

County	Total Population	Transit Dependent	Percentage Transit Dependent
Cochise	128,343	70,510	55%
Graham	38,303	16,569	43%
Greenlee	10,433	3,371	32%
Santa Cruz	50,581	20,413	40%
SEAGO Region	227,660	110,863	49%

Transit Needs Summary

There are nine US States that have fewer square miles than the SEAGO region. Sierra Vista is the largest city in Cochise County with a population of nearly 50,000. Nogales, in Santa Cruz County, is its largest city with 21,392. Safford is the largest city in Graham County with a population of 9,653. Morenci and Clifton have a combined population of around 5,000 in Greenlee County. With a large geographical service area, and sparsely populated spaces that have a significant population of baby-boom generation and elderly, transportation needs within the SEAGO region are significant.

Within the region there are three FTA Section 5311, fixed route transit services, one each in Benson, Bisbee, and Douglas. The City of Sierra Vista operates a FTA Section 5307 fixed route transit system. All of these programs are located in Cochise County. There currently is no public transportation service that connects these systems. There are no fixed route systems in Santa Cruz, Graham, or Greenlee Counties.

Within the Section 5310 (Coordinated Mobility Program), the most often cited use of transportation is for health care, followed by access to shopping, appointments, and food/ nutrition. Access to jobs and job training are most often used by consumers with developmental disabilities and those who are seeking rehabilitation services.

As funding resources become scarce, funding priorities become more difficult. It is agreed that all transportation programs in the SEAGO region are important, valued, and essential to maintaining basic services and adding quality to the lives of riders who routinely depend on it. Programs that combine efforts, serve multiple client bases and/or serve large sections of the region will receive funding priority. New programs will be considered for recommendation only if they fill identified gaps in service.

Ridership numbers are going up across the region. With rising pressures on both sides (reduced funding and increased ridership), municipalities and organizations providing transit and transportation services will see greater unmet needs and ultimately larger gaps in service provision.

The SEAGO Region’s senior population is highly dependent on “all-volunteer” programs such as the Sierra Vista Interfaith Caregiver Program (VICaP) and Senior Citizens of Patagonia. High operating costs are limiting program effectiveness. These programs are in need of operating funds to maintain service levels of over 17,000 riders annually.

Identifying efficiencies, potential for cost reductions, and opportunities for greater connectivity are priorities for the coming years in the SEAGO region. Without success in these areas, the region is at great risk of losing ground and ultimately losing essential transit/transportation.

In 2016, two transit Feasibility Studies were conducted in the SEAGO Region. The Graham County Feasibility Study focused on service that connected the communities of Safford, Thatcher, Pima, and the unincorporated areas of Graham County immediately adjacent to these communities. The Cochise County Intercity Route Feasibility Study focused on connecting service between the communities of Benson, Bisbee, Douglas, and Sierra Vista.

Graham County Transit Feasibility Study

The firm Mobility Planners LLC was selected to conduct the Graham County Study. Mobility Planners utilized the Transit Cooperative Research Program (TCRP) Rural Transit Demand Estimation Tool to identify transit demand for services. The tool provides a realistic range of transportation need based on the number of persons living below poverty, the number of households without access to an automobile, and the trips per household per day for low income families based on national research. The following is a table created by Mobility Planners, LLC that provides the output from the TCRP Rural Transit Demand Estimation Tool:

TCRP Report	Output
Total Households without Access to Auto	1,070
Arizona Trips Per Capita On Transit	0.8
Total Transit Need, Daily One Way Trip	860
Annual One-Way Transit Trips	256,800

Mobility Planners, LLC concluded that there is a significant need for additional public transportation in Graham County. The qualitative input from key stakeholders was unanimous on the need for public transportation. Based on national research the total need for transit, including both public transportation and human service agency transportation is approximately 257,000 annual trips. The following are locations that were consistently mentioned by stakeholders and focus group participants as key destinations for a transit service.

- Access to Eastern Arizona College
- Access to Medical Facilities
- Access to Shopping
- Access to Downtown Safford
- Access to Social Service Offices

The Graham County Transit Feasibility Study can be accessed at www.azmobility.org

Cochise County Intercity Route Study

The firm Moore & Associates, Inc. was selected to conduct the Cochise County Intercity Route Feasibility Study. Moore & Associates collected data from over 800 participants through public survey tools and public meetings. More than half of all respondents indicated Sierra Vista as the most common travel destination. 73 percent of the respondents indicated that would use a bus service between Douglas/Bisbee and Sierra Vista. 60 percent of the respondents indicated that they would use a bus service between Benson and Sierra Vista. The most common needs for service were:

- Access to Medical Services
- Access to Cochise College
- Access to Shopping
- Access to Work

Moore and Associates utilized the data collected from the surveys to generate weekly ridership estimates for inter-city service between Douglas/Bisbee to Sierra Vista and Benson to Sierra Vista. The following tables illustrate the weekly need for service:

Douglas - Sierra Vista Service

Level of anticipated usage (per survey)	Frequency	Anticipated boardings per respondent per week	Total anticipated boardings per week	Adjustment factor	Total anticipated boardings per week (adjusted)
5 days or more/week	48	9	432	0.5	216
3-4 days/week	88	6	528	0.5	264
1-2 days/week	118	2	236	0.75	177
A few times/month	152	0.75	114	1	114
Once a month	56	0.25	1	1	14
A few times/year	70	0	0	1	0
			Total boardings/week:		785
			One-way trips/week:		34
			Boardings/trip:		23

Sierra Vista - Benson Service					
Level of anticipated usage (per survey)	Frequency	Anticipated boardings per respondent per week	Total anticipated boardings per week	Adjustment factor	Total anticipated boardings per week (adjusted)
5 days or more/week	31	9	279	0.5	139.5
3-4 days/week	44	6	264	0.5	132
1-2 days/week	66	2	132	0.75	99
A few times/month	102	0.75	76.5	1	76.5
Once a month	58	0.25	14.5	1	14.5
A few times/year	133	0	0	1	0
			Total boardings/week:		461.5
			One-way trips/week:		34
			Boarding's/trip:		14

The feasibility study found a high demand for interconnecting bus service. Annual ridership projected for the service is currently 64,818. The Cochise County Intercity Route Study can be accessed at www.azmobility.org.

Willcox Transit Needs Survey

In 2017, SEAGO with the assistance of M. Greene Planning & Resource Development conducted a Transit Needs Survey of the Willcox area. The census data population for the study area is 10,237. A total of 178 general public surveys were collected. Of those, 160 were determined to have been generated by residents of the survey area. The following are the results of the survey:

- Of the 158 respondents who answered the question regarding **age**, the mean age was between 50 and 64. 38% of the survey respondents are 65 and over. The Census Bureau estimates that 32% of the service area population is 65 and over.
- Of the 160 respondents, 62 or 39% indicated that they or someone in their household were **disabled**. Of those who answered the question regarding the number of persons in their households who had disabilities, there were a total of 70 disabled persons identified. Of the respondents who answered both the disabilities and household size questions, 57 persons were identified as disabled with 19 or 33% living alone. Four respondents, or 7% lived with one other person who was also disabled.
- 133 respondents answered **household income** questions. 63% live in households whose income is 150% or less of the Federal Poverty Level. 28% live in households whose income is at or below the Federal Poverty Level.
- Of the 160 respondents, 32 or 20% indicated **veteran** status. Of those, 30 also answered the household income question. 10 or 31% of those with veteran's status live at or below 150% of the federal poverty level based on household size. 5 or 15% of those with veteran's status indicated that

their primary source of transportation was something other than their own vehicle, including rides with friends, relatives, neighbors, and medical transport services.

- Of the 160 respondents, 156 indicated the number of **vehicles** in their household. 18 or 11.5% of the respondents do not have a vehicle.
- Of the 73 respondents who indicated **employment**, 24 or 33% indicated concern about transportation to employment destinations.
- Of the 160 respondents, 33 or 21% indicated that transportation for **grocery shopping** was a concern.
- Of the 160 respondents, 32 or 20% indicated that transportation to **medical appointments** was a concern.

To determine the potential demand for transportation services, SEAGO embarked on collecting data from three sources:

1. The historic service data compiled by the Northern Cochise Community Hospital;
2. A survey tool provided throughout the service area in both English and Spanish; and
3. Need-Demand estimates based on an established formula provided by the Federal Transit Cooperative Research Program using US Census data.

Historic Demand: In 2009, the Northern Cochise Community Hospital, expanded its nursing home transportation program to include demand response services for the elderly and disabled among the general population within the Hospital's 950 square mile service area. In 2010, the Hospital applied to ADOT for vehicles under the 5310 FTA program, in support of its expanded services and growing demand. At the time of application, the system, annually, was providing over 16,000 trips; 2,400 service hours, and over 15,000 service miles. The program closed in 2015 due to project costs.

TCRP Demand: The survey utilized the Transit Cooperative Research Program (TCRP) Rural Transit Demand Estimation Tool to identify transit demand for services. The tool provides a realistic range of transportation need based on the number of persons living below poverty, the number of households without access to an automobile, and the trips per household per day for low income families based on national research. The output from the TCRP Rural Transit Demand Estimation Tool estimated a demand of 11,600 annual one-way trips.

Survey Demand: Finally the survey data was applied to the TCRP formula. The output from the TCRP Rural Transit Demand Estimation Tool estimated a demand of 13,636 annual one-way trips.

The Willcox Transit Needs Survey can be accessed at: www.azmobility.org .

Assessment of Needs by Population

Based upon the data collected through these studies and information gathered through various public meetings, the following are our Regional needs based upon populations:

Special needs population: This includes transportation needs for developmentally disabled, persons with physical disabilities, persons addressing mental health issues, and the elderly. Primary transportation needs for this population include:

- Health Care
- Food & Nutrition
- Jobs and Job Training
- Shopping, Social, and Recreational

Gaps include operating funds for existing 5310 programs sufficient to meet demand. Additional efforts to coordinate with Area Agency on Aging and with Health and Human Services agencies are a priority.

Low Income population: This includes transportation needs for those whose income is at or below 80% of area median income and for those who are working with State and local agencies to meet sustainable income goals. Primary transportation needs for this population include:

- Access to Jobs
- Access to Job Training
- Health Care
- Food and Nutrition
- Shopping

The lack of transit connections to other communities is a significant barrier to employment, health, and education.

General Public: This includes all other persons requesting transportation services. Primary transportation needs for this population include:

- Access to Jobs
- Access to Health and Human Services
- Access to Education
- Shopping
- Connections to other communities
- Social

Gaps include fixed route service in Nogales, Safford, and Willcox, and connector services between communities. Additional efforts to coordinate intercity route possibilities with 5311 providers are a priority.

Assessments of Needs by Geographical Area

Cochise County:

- Connecting service between Douglas, Bisbee, Benson, and Sierra Vista
- Connecting service between Huachuca City and Sierra Vista
- Connecting service between Tombstone and Sierra Vista
- Connecting service between St. David and Benson
- Connecting service between Elfrida and Douglas
- Periodic service from outlying areas to Willcox

Graham and Greenlee Counties:

- Fixed route service in Safford
- Connecting service between Safford, Duncan, Clifton, and Morenci
- Connecting service between Safford and San Carlos Reservation

Santa Cruz County:

- Fixed route service in Nogales
- Connecting service between Nogales, and Rio Rico, Tubac, and Green Valley
- Connecting service between Nogales, Patagonia, and Sonoita

The SEAGO Region currently has 397 miles of public transportation access gaps that separate rural areas from our population centers that provide essential medical, food, social, shopping, and job access. The following map illustrates the current public transportation network within the SEAGO Region. Roadways outlined in blue indicate existing service. Roadways outlined in green indicate a planned route that is scheduled to begin service in 2017. Roadways outlined in red indicate areas in which no access to public transportation is provided.

SEAGO Region Public Transit System



Transportation Capacity Building and Gap Closing Strategies

The following are the 5-year planning strategies (2015-2019) developed during the 2014 coordination planning process. The intended purpose of these strategies is to increase public access to transportation services through capacity building efforts. Each strategy includes a 2019 update. While significant progress has been made, the Coordination Group is in agreement that each strategy requires additional work to stabilize the progress and should continue to remain active strategies.

Strategy #1: *Develop intercity bus service that links the public transit systems* of Benson, Bisbee, Douglas, and Sierra Vista and also provides access to national transportation providers (Greyhound and Amtrak) that have stops in Benson.

2019 Update: SEAGO applied for and secured a planning grant to conduct the Cochise County Intercity Route Feasibility Study. The first phase of the study was completed in December 2016. The study demonstrated a high need and demand for service. The study moved into Phase 2 (Development of an Implementation Plan). The implementation plan was completed in May 2017. Service from Douglas to Bisbee and Sierra Vista was launched on August 7, 2017. On October 14, 2018, service was modified to include service to Palominas and Hereford. The service provides access to public transportation to almost 80,000 area residents. In 2018, SEAGO worked with Vista Transit, Greyhound, and ADOT to expand intercity service. In September 2018, Greyhound expanded service to include Rio Rico, Nogales, Patagonia, Sierra Vista, and Benson.

Strategy #2: *Pursue a FTA Section 5311 Program in the Safford area.* Currently the area has one FTA Section 5310 provider. That program focuses its transportation efforts on the disabled and the elderly. There are no transportation programs that provide service to low income populations and the general public.

2019 Update: SEAGO partnered with Graham County to develop an Arizona Department of Transportation Planning Assistance for Rural Areas (PARA) grant to conduct the Graham County Transit Feasibility Study. The grant was awarded in June 2015 and the study was completed in April 2016. The study demonstrated a high need and demand for service. However, efforts to implement the program stalled due to the inability to secure local government match funding for the project. In 2017, SEAGO partnered with Easter Seals Blake Foundation (ESBF) to assume transit services in Graham and Greenlee Counties. SEAGO pursued and was awarded a United Way grant in the amount of \$60,000 to update the feasibility study and begin the transition planning process from a FTA Section 5310 program to an FTA Section 5311 program. SEAGO partnered with the Area Agency on Aging to increase Older Americans Act funding in Graham and Greenlee Counties. worked with the Greenlee County Board of Supervisors, Graham County Board of Supervisors, City of Safford, Town of Thatcher and the Town of Pima to provide funding to ESBF to offset operating costs and provide matching funds for the transition. SEAGO is currently working with the San Carlos Apache Tribe and ESBF to expand services in Graham County.

Strategy #3: *Develop a regional training program.* The coordination group strongly agreed that capacity building could be achieved through a coordinated training program that shared resources, standardized regional operating processes, introduced members to best practice information, and enhanced rider safety through a regionally provided Passenger Accessibility, Sensitivity, and Safety (PASS) program.

2019 Update: In April 2014, SEAGO successfully applied for a Mobility Management Training Grant to develop and deliver the training program. SEAGO developed a Coordinated Mobility Training Plan that developed the curriculum identified as a need by our coordination groups. SEAGO developed partnerships with other planning agencies around the State. The program was funded again in 2015, 2016, 2017 and 2018. To date, the program has trained over 900 participants and has served 143 unique agencies from all over Arizona. To include ADOT, 10 of the State's Planning Regions, 8 counties, 18 towns and cities, 19 Tribal providers, 7 school systems, and 79 non-profit programs. Course evaluations involving course quality and likeliness to use the information provided exceed 94%. SEAGO and NACOG saw significant improvement in program compliance during ADOT's 2017/18 5310 site reviews. Almost all the programs reviewed indicated the training program was a major contributing factor in site visit preparation and overall program improvement. SEAGO will be applying for funding again in 2019. SEAGO's Training Plan, Training Curriculum, and Training Resources can be accessed at www.azmobility.org.

Strategy #4: Pursue funding sources outside of FTA Section 5310 and 5311 Grants. The coordination group felt strongly that programs cannot be solely dependent upon the above grant programs to fund their projects.

2019 Update: In 2016, SEAGO applied for a private foundation grant provided by the Legacy Foundation of Southeast Arizona. In May 2016, SEAGO was awarded \$600,000 to enhance access to health and wellness programs in Cochise County and southeast Santa Cruz County. SEAGO has used that funding to assist programs increase capacity through vehicle purchases, bus voucher programs for the homeless, veterans, domestic violence victims, and low income populations, new program development, and program outreach. In 2017, SEAGO applied for and received a \$60,000 grant from the United Way to support and increase capacity of Graham and Greenlee transportation programs. SEAGO has worked closely with our Area Agency on Aging to increase the amount of Older Americans Act funding dedicated to transportation. SEAGO has acted as a liaison for transportation providers to secure transportation funding at the County level. SEAGO has acted as a liaison for transportation providers to secure in-kind contributions from counties, cities, and towns to support their transportation programs. In 2018, SEAGO received a planning grant to conduct a Willcox Transit Feasibility Study. In 2019, SEAGO received a planning grant to conduct a Cochise County FTA Section 5311 Consolidation Study.

Strategy #5: Increase the capacity of the region's all volunteer programs. Volunteer programs are by far the most cost effective transit programs. The expansion of these programs volunteer base and transportation capacity could solve many of the region's transportation gaps in an economic manner.

2019 Update: SEAGO provided Legacy funding to our volunteer programs to hire outreach coordinators and to outreach materials. This effort resulted in the recruitment of 14 new volunteer drivers in the communities of Douglas, Bisbee, Tombstone, Benson, Willcox, Sunsites, Hereford and Palominas communities. SEAGO provided financial and technical assistance that resulted in three additional vans being integrated into these volunteer fleets. In 2018, SEAGO utilized Legacy funding to provide matching funds for the Senior Citizens of Patagonia to secure a vehicle to expand their volunteer transportation services into southeas

Santa Cruz County. SEAGO will be using Legacy funds to support 1st year operating costs for the project. SEAGO continues to utilize Legacy funding to support volunteer driver recruitment in Cochise and Santa Cruz Counties.

Strategy #6: Return a public transportation alternative to the Willcox area. In 2014, the Northern Cochise Community Hospital ran a FTA Section 5310 program that provided over 18,000 rides annually to Willcox and its surrounding communities. They closed the program in September 2014. These riders were left without any means of public transportation.

2019 Update: In October of 2016, SEAGO was able to secure a vehicle transfer from a closing program for use in Willcox. SEAGO was able to develop a partnership with the Volunteer Interfaith Caregiver Program (VICaP) to restart the Willcox program. The program restarted in December 2016. SEAGO will be leveraging Legacy funding to support match requirements for a 2019 FTA Section 5310 grant application. SEAGO used Legacy funding to conduct a Willcox Transit Needs Survey to determine the demand for transportation services in the Willcox area. The survey found significant demand in the area. SEAGO utilized the survey results to apply for a planning grant through ADOT to conduct a Willcox Transit Feasibility Study. SEAGO was awarded \$70,000 to conduct the study in 2018/2019. VICaP continues to expand their program in the area. VICaP has expanded service to Safford for dialysis treatment, shopping, and medical/dental appointments.

Mobility Management Planning Priorities and Coordination Strategies

In 2012, SEAGO developed a Regional Mobility Management Plan for the SEAGO Region. Several public meetings and survey instruments were used to identify the planning priorities for a mobility management program. The Regional Mobility Management Plan can be accessed at www.azmobility.org. The following mobility management coordinating, funding and planning priorities resulted from that process:

Priority #1: Communications

- Sharing administrative resources including policies, procedures, and best practices;
- Continued support for Regional Mobility Management (Cochise, Santa Cruz, Graham, and Greenlee Counties);
- Development of Mutual Aid Agreements with local governments and providers.

2019 Update: SEAGO has worked with providers to standardize operating procedures and forms. Almost all providers in the region are using the standardized procedures and forms templates established by our coordination groups. SEAGO mobility management program hosts Coordination Meeting throughout the region and have over 35 programs participating in our coordination groups regardless of funding source. SEAGO has developed a Memorandum of Understanding in which 28 agencies have signed agreeing to share resources in the event of emergencies, staff shortages, and vehicle breakdowns.

Priority #2: Efficiencies

Administrative:

- Insurance - shared or reduced costs,
- Centralized training program at a regional level, which will increase accessibility,
- Bus Pass reader— a system for tracking riders within a service area and particularly to track riders using multiple services across areas,

Operating:

- Combining transportation programs that have similar missions and geographical locations,
- Fuel Purchases - collaborative purchasing - possibly using state contracts,
- Increased operating funds availability,
- Use of State ADOT yards for vehicle maintenance, small repairs, and purchases of tires and other frequently replaced parts.

Capital:

- Access to hybrid or green fuel vehicles,
- GPS tracking for vehicles,
- Bus pass/card readers to track ridership and transfers between organizations,

2019 Update: SEAGO has developed a centralized training program as noted earlier in this plan. SEAGO has developed a centralized vehicle inventory system that allows for vehicle usage tracking. SEAGO is working with providers to be the lead applicant involving a technology grant that would put tablets in our vehicles to capture ridership, vehicle inspections, and maintenance. SEAGO is in the process of conducting a Vehicle Maintenance Needs Survey among our providers in an effort to develop a planning grant application for the feasibility of a Regional Maintenance Center. SEAGO pursued and secured a ticket purchasing app that enables riders to purchase tickets for the Cochise Connection via cell phone.

Priority #3: Improved Service

- Surveys of rider satisfaction,
- Review of routes and hours of operations to improve rider access when most needed,
- PASS Training, Defensive Driving Training for all drivers,
- Effective marketing to underserved populations and enhanced trip planning,
- Improved "How to Ride" information with greater outreach.

2019 Update: SEAGO has obtained a vehicle with a ramp that has enabled SEAGO to develop a come-to-you P.A.S.S. training model. SEAGO has the ability to transport mobility devices and training aids to our provider locations. This allows on-site training that saves agencies travel costs, staff time, and keeps valuable resources available. SEAGO has developed a Satisfaction Survey template that is available to all of our providers. SEAGO has developed a stand-alone mobility website (www.azmobility.org) that allows easy access to provider information. SEAGO has developed a Travel

Training program for the Cochise Connection. SEAGO provides technical assistance to FTA Section 5310 and 5311 review routes and schedules to improve efficiencies. SEAGO leads the Cochise Connect Technical Advisory Committee. Bi-monthly meetings are held to review ridership and efficiency data.

SEAGO Region Coordinated Mobility Funding Priorities

The following are our regional funding priorities as identified through the regional prioritization process, Transportation Advisory Committee discussions, and discussions with local social service agencies and our Regional Section 5311 Public Transportation providers:

Operating Funding

As funding resources become scarce, funding priorities become more difficult. It is agreed that all transportation programs in the SEAGO region are important, valued, and essential to maintaining basic services and adding quality to the lives of riders who routinely depend on it. It is our goal to ensure that programs that serve the broadest client base and/or service area are giving the highest level of funding consideration. Operating requests should be considered in the following order:

1. Projects that have a broad mission that serve both the elderly and individuals with disabilities.
2. Projects that go "above and beyond" ADA requirements
3. Continued funding of existing programs that lack a public transportation alternative.
4. Continued funding of existing programs that actively participate in regional coordination activities.
5. New programs that address regional service gaps.

Capital Funding

It is our regional goal to ensure that all regional vehicles are safe and in good operating order (state of good repair). Therefore, age and mileage will receive high priority in making any funding recommendations to ADOT. It is also important that program fleets are operated in the most cost effective manner possible. Therefore, fleet "right-sizing" is highly important. Therefore, an organization's number of vehicles and annual ridership is considered prior to making recommendations to ADOT on replacement or fleet expansion. Capital requests should be considered in the following order:

1. Re-assign vehicles whenever possible.
2. Replacement of an existing program vehicle that has exceeded its ADOT identified "useful life".
3. New vehicle requests will be considered only when they fill regional service gaps.

Mobility Management

Mobility management has been recognized as an essential service to our transportation providers. It is a regional goal to create partnerships with transportation providers, social service agencies, government agencies and the general public in an effort to reduce costs, to enhance travel options, and to improve safety. It is also a goal to standardize program operations, training, and policy/ procedures, so that resources can be more effectively shared and program costs can be reduced. Mobility Management requests are considered in the following order:

1. Programs/projects that have the greatest impact to the region as a whole.
2. Sub-regional programs/projects that benefit a sub-section of the region.

Program Ranking Process

All of our Region's FTA Section 5310 programs are evaluated annually regardless of their intent to apply for funding. Points are awarded for their ability to meet the regional funding priorities as identified in the table below:

SEAGO Region 5310 Funding Priorities		
#	Priority	Point Value
1	Projects that have a broad mission that serves both the elderly and individuals with disabilities.	25
2	Projects that go "above and beyond" ADA requirements	20
3	Continued funding of existing programs that lack a public transportation alternative.	15
4	Continued funding of existing programs that actively participate in regional coordination activities.	10
5	New programs that address regional service gaps.	5

SEAGO believes that programs should be rewarded for efforts to build capacity, operate safely, actively participate in coordination, and effectively administer their program. Therefore, additional bonus points are awarded for the following activities:

- Ridership Increase
- Interagency Coordination Activities
- Training Attended
- Safety Measures Implemented
- Program Expansion/Capacity Building Efforts
- Program Outreach Activities
- Program Compliance

The points awarded in this process are incorporated into the scoring of final grant applications and make up 60 percent of the application scoring. The following is our 2019/2020 Project Scoring Matrix:

SEAGO Region 5310 Priorities By Program									
Project	Annual Riders*	SEAGO Funding Priorities							Rank
		1	2	3	4	5	Bonus Points	Total	
ViCaP	19,906	25	20	15	10	5	106	181	1
ESBF	32,336	25	20	15	10	5	101	176	2
Wellness Connections	25,326	25	20	15	10	5	88	163	3
Sr. Citizens of Patagonia	1,711	25	20	15	10	5	79	154	4
Douglas ARC	17,179	25	20	15	10	5	68	143	5
Women's Transition Project	6,007	0	0	0	10	2	125	137	6
Horizon Health and Wellness	26,408	25	20	15	10	5	36	111	7
Santa Cruz Training Program	45,454	25	20	15	10	5	28	103	8
GCRC	14,958	0	0	0	0	0	0	0	9
Santa Cruz Council on Aging	9,900	0	0	0	0	0	0	0	10
Mary's Mission	9,406	0	0	0	0	0	0	0	11
Pinal Hispanic Council	7,472	0	0	0	0	0	0	0	12
Town of Huachuca City	5,171	0	0	0	0	0	0	0	13
Mt. Graham Safe House	2,473	0	0	0	0	0	0	0	14

*Tie breaker is annual ridership.

Programs applying for FY19/20 FTA Section 5310 Funding

SEAGO REGION FY18 5310 APPLICANTS

The following table is a list of our Regional programs that applied and were awarded FTA Section 5310 in 2018:

Applicant	Request Type	Federal Request	Local Match	Project Total
Douglas ARC	Capital	\$55,770	\$13,942	\$69,712
Douglas ARC	Operating	\$15,000	\$15,000	\$30,000
Easter Seals Blake Foundation: Graham & Greenlee Transportation	Capital	\$22,448	\$5,612	\$28,060
Easter Seals Blake Foundation: Graham	Operating	\$23,292	\$23,292	\$46,584
Easter Seals Blake Foundation: Graham	Preventative Maintenance	\$10,000	\$2,500	\$12,500
Santa Cruz Training Program	Operating	\$40,000	\$40,000	\$80,000
Santa Cruz Training Program	Preventative Maintenance	\$20,000	\$5,000	\$25,000
SEAGO: Regional Mobility Management	Regional MM	\$135,000	\$33,750	\$168,750
SEAGO: Multi-Regional Training Program	Regional MM	\$85,000	\$21,250	\$106,250
Senior Citizens of Patagonia	Operating	\$23,000	\$23,000	\$46,000
Senior Citizens of Patagonia	Preventative Maintenance	\$7,500	\$1,875	\$9,375
VICaP	Operating	\$10,000	\$10,000	\$20,000
VICaP	Capital	\$39,060	\$9,765	\$48,825
VICaP	Preventative Maintenance	\$2,000	\$500	\$2,500
VICaP (Small Urban)	Operating	\$50,000	\$50,000	\$100,000
Wellness Connections	Capital	\$26,989	\$6,747	\$33,737
Wellness Connection	Capital	\$26,989	\$6,747	\$33,737
Wellness Connection	Preventative Maintenance	\$10,000	\$2,500	\$12,500

5300 TRANSPORTATION PROVIDERS

This serves to identify and describe each of the agencies and organizations in Region VI that receive Federal Transportation Authority (FTA) funding through the Arizona Department of Transportation (ADOT) and/or voluntarily participates in Coordination planning. It notes in which program(s) each of the agencies participates as well as their vehicle usage, service areas, schedules and budgets.

Agency	County	Page
Bisbee Homeless Coalition	Cochise	25
Catholic Community Services	Cochise	26
City of Benson	Cochise	27
City of Bisbee	Cochise	28
City of Douglas	Cochise	29
City of Sierra Vista	Cochise	30
Douglas ARC	Cochise	31
Douglas Area Food Bank	Cochise	32
Easter Seals Blake Foundation	Cochise/Graham/Greenlee/ Santa Cruz	33
Graham County Rehabilitation Center	Graham	34
Horizon Health and Wellness	Cochise/Santa Cruz	35
Mary's Mission Developmental Center	Cochise	36
Mt Graham Safe House	Graham/Greenlee	37
Nnee Bich'o Nii	Graham/Greenlee	38
Pinal Hispanic Council	Cochise/Santa Cruz	39
Santa Cruz Council on Aging	Santa Cruz	40
Santa Cruz Training Program	Santa Cruz	41
Senior Citizens of Patagonia	Santa Cruz	42
St. Vincent De Paul	Cochise	43
The Women's Transition Project	Cochise	44
Volunteer Interfaith Caregiver Program (VicAP)	Cochise	45
Town of Huachuca City	Cochise	46
Wellness Connection	Cochise/Graham/Greenlee/ Santa Cruz	47

SEAGO Region Transit Providers

- 5310
- 5311
- 5311 Intercity
- 5307





BISBEE COALITION FOR THE HOMELESS

AT A GLANCE

General Services:

A social and welfare organization in Bisbee that offers help to those in need. This organization offers housing, food and emotional support for those who request it.

Applicant Status:

Private not-for-profit organization

Primary Service Area:

Cochise County

Service Days / Hours:

24/7

Transportation Funding

Sources: None

No. of vehicles: 1

No. of vehicles under lien: 0

No. of Service Sites:

1

Providing transportation

services since: 1996

Annual Ridership:

Contact:

Tony Bedolla

Executive Director

bhshelter@cablone.net

509 Romero Street

P.O. Box 5393

Bisbee, AZ 85603

520-432-7839

www.bisbeeshelter.org

Bisbee Coalition for the Homeless is a non-profit 501(c)(3) that is located in Bisbee, AZ and has been in place since 1996. It serves anyone in need and is sustained by our Executive Director and a Full-time Case Manager.

Bisbee Coalition for the Homeless serves those who are homeless, on the verge of homelessness, or just anyone in need of food. These services are available to women, men, and/or families with kids. There are various types of services/programs provided to our residents during the day as well.

Bisbee Coalition for the Homeless' Mission is to improve the quality of life of families and individuals who are homeless or at risk of homelessness in Cochise County. Our ultimate goal for our members is to achieve self-sufficiency. We offer jobs on sight and help our members obtain jobs off site as well. We currently have an 85% success rate.

Our program also assists people who are in need of advocacy by providing behavioral health support, substance abuse support, and help with mental illness. We Coordinate with SEABHS, ACT, CHA, CBI, Wellness Connections as well as local churches. We also provide hygiene items and offer Free Laundry and Public Showers on M, TU, TR, Fri. from Noon-2pm.

Unmet Needs:

- Vehicle to transport members to support groups, Doctor's appointments, Job interviews.



CATHOLIC COMMUNITY SERVICES

House of Hope Domestic Violence Shelter

AT A GLANCE

General Services:

Catholic Community Services in Southeastern Arizona operates two domestic violence shelters in Cochise County and one in Santa Cruz County. CCS-SEAZ is also a contract provider for Economic Security/Department of Child Safety.

Applicant Status:

Private-Non Profit

Primary Service Area:

Cochise County

Service Days/Hours:

24 hours a day-364 days a year

Annual Ridership 409

Contact:

Lisa
Davis
6049 E. Hwy 90
Sierra Vista, AZ 85635

Tel: 520.458.4203

lisad@ccs-soaz.org

Catholic Community Services in Southeastern Arizona (CCS-SEAZ) operates the domestic violence shelter located in the city of Douglas in Cochise County. The House of Hope has a total of 24 beds available to provide services to men, women and children who are affected by domestic violence or sexual assault. The domestic violence shelters are committed to providing safety, shelter, advocacy, and empowerment to victims of domestic violence.

The shelter operates 24-hour crisis hotlines to provide information, referrals, and crisis counseling to victims of domestic violence. Callers may choose to enter the shelter to ensure their safety and security or they may choose to utilize services without becoming residents of the shelter. All services are provided free of charge to domestic violence victims regardless of age, race, national origin, income, or religion for any period of time up to 120 days.

The staff members at the CCS-SEAZ domestic violence shelter programs provide safety planning, referrals, case management, and legal advocacy to shelter residents and community members experiencing domestic violence. In addition to the above, shelter residents can participate in support groups, life skills trainings, and parenting classes. Transportation assistance is offered to meet the employment, education, legal, social services, and/or medical needs of the domestic violence victims served by the shelters.

Transportation assistance is a major component of the services provided to shelter residents and their children. Due to the rural location of the shelter, transportation is mostly necessary to the outlying cities where hospitals, behavioral health providers and other necessary services are located. Transportation to Tucson and Phoenix are often required as well depending on the severity of their case for court hearings and immigration issues.

Transportation assistance is provided on-demand and is essential for shelter residents trying to obtain and/or maintain employment in an effort to transition from the shelters.

Unmet needs include: \$80,000 in OPERATING FUNDS

CCS regularly participates in the Coordination Meetings.



THE CITY OF BENSON

BENSON AREA TRANSIT (BAT)

AT A GLANCE

General Services:

A fixed route transit program as well as para-transit service to residents of Benson and nearby areas.

Applicant Status:

Local Government

Primary Service Area:

Benson, J Six/Mescal, Pomerene and St. David.

Service Days / Hours:

Mon-Fri 8:00 am until 4:00 pm

Transportation Funding

Sources: 5311, SEAGO AAA

No. of vehicles: 6

No. of vehicles under lien: 6

Number of Service Sites: 1

Annual Ridership:15040

Providing transportation services since: 2010

Contact:

Kathe Williams
120 West 6th Street
Benson, AZ 85602

Tel: 520.720.6315

kwilliams@bensoaz.gov

www.cityofbenso.com


The City of Benson began delivering 5311 transit services in October 2010. Using a fixed route and a flex route the transit program provides riders with a reliable schedule as well as para-transit services through a dial-a-ride program that serves elderly and disabled riders who do not live near the fixed route stops.

Benson Area Transit currently serves the City of Benson and surrounding areas. Our mission is to build capacity with our transit system and partners to enhance Southeastern Arizona mobility.

The City of Benson recognizes the great need for a transit system in the San Pedro Valley and it relies heavily on grant funding from ADOT and the Area Agency on Aging to operate.

The City of Benson has participated in coordination efforts identified through regional coordination meetings. We currently partner with local government and non-profit agencies to increase the utilization of their services by providing needed transportation.

Moving forward, the City of Benson plans to expand both the dial-a-ride program and the flex route service to make the community more mobile. BAT needs additional operating funds to maintain and expand our service to the residents of Benson and surrounding areas and to train new and existing staff in the Transportation Program. BAT also needs additional administrating funds to expand and train support staff in the Transportation Program. Finally, BAT needs capital funds to expand and update the fleet and add safety equipment such as AEDs and cameras.



THE CITY OF BISBEE

BISBEE BUS

AT A GLANCE

General Services:

The Bisbee Bus Program is a deviated, flex route transit program serving the community of Bisbee with connecting service to Naco, AZ.

Applicant Status: Local Gov't

Transportation Funding Sources:

5311, SEAGO AAA

Primary Service Area:

Old Bisbee, Warren, San Jose and Naco area neighborhoods.

Service Days / Hours:

Mon-Friday 5:54 am- 6:40 pm
Sat 9:30 am - 4:00 pm

No. of vehicles: 5

No. of vehicles under lien: 3

No. of service sites: 1

Providing transportation services since: 1998

Annual Ridership: 36893

Contact:

City of Bisbee
1415 Melody Lane, Bldg. E
Bisbee, AZ. 85603

Tel: 520.432.6016

Fax: 520.432.6272

www.bisbeeaz.gov

The Mission of the City of Bisbee Transit Program is to provide transit services that benefit the residents of the City of Bisbee and the surrounding area. Its mission includes providing safe reliable and affordable transportation service which is cost-effective, reduces energy consumption and contributes to the culture and economic betterment of the residents of Bisbee and the surrounding area.

The Bisbee Bus Program is a deviated, flex-route transit program serving the community of Bisbee with connecting service to Naco, AZ and the Cochise Connections Route. It operates six days a week. Riders can request deviations from the route with a one day notice and be picked up and dropped off if the location is within one mile of the route.

The City of Bisbee has contracted with Douglas Rides to run the day to day operations of the Bisbee Transit Program. The program uses 5311 funds for its deviated flex route service. Additional support to elderly riders and the disabled is received from SEAGO Area Agency on Aging.

Bisbee Bus staff meets quarterly with the regional Transportation Advisory Councils (TAC), including the City of Douglas TAC, City of Sierra Vista TAC, and City of Benson TAC Transit/Transportation Coordination group.

Identified unmet needs include operating funds to continue the existing transit program that serves elderly and disabled riders with reduced cost passes for service between Naco and Bisbee. Capital funds are being sought in 2019-2020 for a new bus, video monitoring, GPS tracking, a data collection system, a vehicle diagnostic scanner, a lift for the buses, one shelter and 13 signs and posts.



THE CITY OF DOUGLAS DOUGLAS RIDES

Douglas Rides is a deviated fixed route transit service in the City of Douglas. With service open to the general public, Douglas Rides operates 4 routes with 50+ stops throughout the City.

AT A GLANCE

General Services:

Douglas Rides is a deviated fixed route transit service within the City of Douglas

Applicant Status:

Local Government

Primary Service Area:

Within the City limits, Bay Acres, Pirtleville, Elfrida, Cochise College, Bisbee, and Sierra Vista

Service Days / Hours:

Monday—Saturday 8:00 am to 5:00 pm Cochise College/Bisbee

Monday—Thursday 6:30 am to 5:30 pm

Cochise Connection

Monday – Saturday
M-F 6:08 am to 5:44 pm
Sat 8:00am to 4:04pm

Funding Sources:

5311, SEAGO AAA, Cochise College, ACT, Freeport, Cochise County, Legacy Foundation

No. of vehicles: 7

No. of vehicles on lien: 4

No. of service sites: 1

Annual Ridership: 60,536

Providing Transportation Services since: 2007

Contact:

Jim Russell, City Manager

Alternate Contact:

Humberto Rivera

345 E. 16th St.

Douglas AZ 85607

520-417-7400

humberto.rivera@douglasaz.gov

<http://www.douglasaz.gov/283>

In addition to general public transportation, Douglas Rides provides the following services:

- An intercity bus service branded as the Cochise Connection providing a connection from Douglas to Bisbee, Palominas, Nicksville and Sierra Vista
- Contracts with Southeastern Arizona Government Organization (SEAGO Area Agency on Aging) to provide transportation to the elderly and the disabled in the following communities: Douglas, Pirtleville, Bay Acres, Elfrida, Bisbee & Sierra Vista.
 - In the City of Douglas, Dial-A-Ride service is provided by the Douglas Rides program, and requires a 24 hour advance notice.
 - Service to Elfrida is provided one day a week, every other week. Elderly and disabled clients are brought to Douglas for grocery shopping, nutrition services, and medical appointments.
 - The Cochise Connection Route now includes transportation to elderly and disabled program
- Through an agreement with Cochise College, student transportation is provided 4 days a week along with an inter-city connection to the City of Bisbee.
- Contract with the Douglas Call Center, ACT to provide service from the Douglas port of entry to ACT twice daily.

Identified unmet needs include:

- Operating and capital funds to meet the growth expectations of the existing transit program.
- New transit facility to house our growing fleet and administration staff to better manage daily operations
- Electronic ridership tracking system making reporting more efficient and accessible
- As the program continues to grow, it is imperative that ongoing training is provided to ensure that drivers and administrative staff is knowledgeable and up to date on training requirements.

The City of Douglas is an active participant in the Coordination efforts by regularly participating in the Cochise County Coordination meetings.



THE CITY OF SIERRA VISTA

VISTA TRANSIT

AT A GLANCE

General Services:

Vista Transit provides fixed-route and complimentary paratransit service.

Applicant Status:

Local Government

Primary Service Area: City of Sierra Vista / Fort Huachuca

Service Days / Hours:

Mon-Friday 7:00 am to 6:00 pm
Sat 9:30 am to 6:00 pm

Transportation Funding Sources:

F T A 5307, City General Fund

No. of vehicles: 13

No. of vehicles on lien: 6

No. of service sites: 1

Operating since 1994

Annual Ridership: 147,000

Contact:

Mike Normand
Transportation Administrator
City of Sierra Vista
401 Guilio Cesare Ave.
Sierra Vista, AZ85635

Tel: 520.417.4888

The goal of Vista Transit is to provide safe, efficient and reliable transportation service to the residents of Sierra Vista.

Located in Cochise County, Sierra Vista is the area's largest City with nearly 50,000 residents and is adjacent to Fort Huachuca Army Base.

Designated as an urbanized area in 2014 with a continuous population of over 50,000, the City of Sierra Vista, Vista Transit receives operating and capital funding assistance from the Federal Transit Administration 5307 program. Local matching funds are provided from the City's General Fund.

Vista Transit operates five fixed-routes during the week, as well as paratransit services for the disabled. An eligibility review and 24 hour advance reservations are required to use the paratransit service. Deviated fixed-route and service to Ft. Huachuca are operated on Saturdays. All routes operate on 30-minute loops that converge at the central transit station where passengers can transfer between routes.

The Cochise Connector service also meets at the Vista Transit Center providing connections to Bisbee and Douglas. Greyhound operates two trips per day, seven days per week with service from the Transit Center to Tucson.

The City of Sierra Vista is a participant in the monthly Cochise County Coordination meetings, and provides intergovernmental agreements to cities and organizations that wish to utilize their maintenance and repair facilities.

Identified unmet needs include:

- Improved access to Canyon Vista Medical Center
- Expanded service to and from Fort Huachuca
- Extended weekday service hours for the North and South Routes (7:00 am to 6:00 pm)



DOUGLAS ARC

AT A GLANCE

General Services: Providing transportation to individuals with developmental disabilities.

Applicant Status:
Private, non-profit

Primary Service Areas:
Douglas, Bisbee, Double Adobe, McNeal & Elfrida

Service Days / Hours:
365 days a year / 24 hours a day for agency clients

Transportation Funding Sources: 5310

No. of vehicles: 23
No. of vehicles under lien: 13
No. of service sites: 1

Providing transportation services since: 1958

Annual Ridership: 17,179

Contact:
Gary Clark, Exe. Director.
Alt. Contact: John Vaughn
P.O. Box 252
Douglas, AZ 85608
520-364-7473
Fax: 520-364 2236
Email:
gclark@douglasarc.com


Located in Douglas, a rural community located in southeastern Cochise County, Douglas ARC has been serving the community for the past 60 years. Douglas ARC's mission is to support and involve citizens, with developmental disabilities, in the community. With the variety of programs, participants are guided in their efforts to learn, work, and live without undue restrictions while maintaining their safety and dignity.

With a highly trained staff, participants are guided in daily living activities. Douglas ARC has woven its transportation services into a trans-disciplinary approach with its clients. Using 5310 funds to purchase vehicles, Douglas ARC is able to provide a wide variety of services to consumers. Transportation is provided to appointments, medical care, shopping, and recreational outings.

In addition, a vocational program allows consumers to participate in meaningful employment opportunities. Staff transport participants to and from workplaces using trucks purchased from the past 5316 grant program.

Douglas ARC participates regularly in Transit/Transportation Coordination meetings. Jointly we are able to address transportation gaps and creative means of cost reduction. We are also able to consolidate our training programs, vehicle maintenance and repair. We also work closely with local transit providers when our services can complement other agency services.

Identified unmet needs for the next two years include requesting operating funds of \$75,000. These funds will be used to buy vehicle insurance, fuel, vehicle repair and maintenance. Plus, three complete wheel chair lift replacements. Our plan is to take three of our vans that have less than 100,000 miles on them but have wheelchair lifts with issues and replace these lifts with new lifts. These new lifts will allow us to get the full vehicle life out of these vans. For less than the cost of one van with a wheelchair lift we will be able to keep three vans with new wheel chair lifts in service.



DOUGLAS AREA FOOD BANK

AT A GLANCE

General Services:

The Douglas Area Food Bank, provides critical nourishment to the elderly and the disabled to children and needy families. The food bank increases access to healthy food and teaches nutrition.

Applicant Status:

Private non-profit 501C-3

Primary Service Area: Douglas, Pirtleville, McNeal, Elfrida, Portal, Benson, Sierra Vista, Willcox.

Service Days / Hours:

Two (2) days a week
7:00 am to 11:00 am

Transportation Funding

Sources: None

No. of vehicles: 2

No. of vehicles under lien: 2

No. of Service Sites: 4

Providing services since: 1979

Contact:

P.O. Box 1546
660 G Avenue
Douglas, AZ 85607

Tel: 520.364.4170

The Douglas Area Food Bank serves more than 3,900 residents in the Douglas, Pirtleville, McNeal, and Elfrida area each month. The Food Bank's mission is to provide food for the needy, and to educate the community on good nutrition as well as the prevention and control of chronic disease, especially Diabetes.

This area is very low income; almost 18% of the total population in Douglas uses the Food Bank on a monthly basis.

The Douglas Area Food Bank distributes food from local, regional and national donations, including food from The Emergency Food Assistance Program.

Some of the services provided by the food bank are:

- Diabetic awareness workshops held monthly for local residents/training.
- On-site healthy cooking classes are provided by the food distributed by the Food Bank.
- Work with SEAGO AAA to provide food boxes to the elderly and disabled in the community.
- Provide "homebound" service to 42 elderly clients who cannot come to the food bank because of their disability.
- Partner with Chiricahua Community Health Centers to provide blood pressure monitoring to our recipients.
- Work with CSFP Program in Sierra Vista, Benson, and Willcox;
- SEAGO Transit Program. Pick-up residents 60 and older at their houses and bring them to our Food Bank location and return them home.



EASTERSEALS BLAKE FOUNDATION SAGE PROGRAM Graham, Greenlee, Santa Cruz, and Cochise Counties

AT A GLANCE

General Services: EBF provides services including transportation for individuals with developmental disabilities, elderly and disabled, veterans and their families throughout Southern Arizona.

Applicant Status:
Private, non-profit

Primary Service Area: Graham, Greenlee, Santa Cruz and Cochise Counties.

Service Days / Hours:
24 hours / 7 days / 365 days

Transportation Funding Sources:
5310, DDD, Rehabilitation Services Administration, & Area Agency on Aging

No. of vehicles: 22
No. of vehicles on lien: 17
No. of service sites: 10

Annual Ridership: 32,336

Providing Transportation Services since: 1980

Contact:
Cheryl Wilson
527 Main St.
Safford, AZ 85547

Tel: 928.428.5990
Fax: 928-428-0127

cwilson@blake.easterseals.com
www.blakefoundation.easterseals.com

Easterseals Blake Foundation is a 501 (c) (3) that provides Employment opportunities, community day programs, residential services, transportation and behavioral health services throughout Southern Arizona. EBF's mission is to enable each individual served to discover and meet his/her maximum potential for independence, productive living and developmental growth. EBF has a history of providing innovative community services which enrich the lives of individuals we support.

EBF provides transportation that goes above and beyond ADA requirements and is based on the need of each individual. This transportation provides access to each individuals communities in a safe and appropriate manner. It is our goal to provide transportation management solutions that deliver the highest levels of quality and satisfaction to our consumers and partners, while making a continued effort to identify and address regional service gaps.

Due to the absence of cost effective transportation providers EBF works with local transportation providers to build a network of transportation to outlying areas. Since July of 2017 EBF has been working closely with SEAGO and AAA to ensure there are no gaps in service due to another Agency discontinuing services. EBF is working closely with SEAGO and AAA to fill in the transportation gap created by another Agency closing its service. EBF was at the forefront in developing a Mutual Aid Agreement with Graham/Greenlee Transit Coordination Team and has assisted in the development of several Memorandums of Understanding to provide back-up transportation.

EBF hosts the Area Transit Coordination meetings in Graham and Greenlee Counties for the SEAGO regional Mobility Manager. EBF is an active participant in mobility coordination throughout the SEAGO region.

UNMET NEEDS

- Capital funds to replace 1 older cut away vehicle that we foresee having more difficulties in the next 2 years
- Capital funds for preventative maintenance for all of our fleet vehicles and especially several vehicles that are having issues with the lifts.
- Operating Funds to assist in covering fuel, insurance and the rising cost of staff wages. Due to increased ridership in all areas of Graham and Greenlee Counties especially the Graham/Greenlee Community Transportation Program that EBF took over in July 2017. We are requesting funds to meet the demand for rides. SEAGO/AAA operating funds have assisted in funding this gap, however additional funds are needed from ADOT to provide the number of rides that are critical for seniors and the disabled in these outlying communities for essential services. (Operating funds in order to fill the gap in transportation services for seniors in Safford, Morenci, Duncan, Clifton, Thatcher, Pima and the unincorporated areas of Graham and Greenlee counties.)



GRAHAM COUNTY REHABILITATION CENTER (GCRC)

AT A GLANCE

General Services:

GCRC is a non-profit organization serving individuals with developmental disabilities and/or physical limitations living in Graham County

Applicant Status: Private not-for-profit organization

Primary Service Area:
Graham County

Service Days / Hours:

7 days a week
M-F 9:00 am-6:00 pm
Sat. 9:00 am-4:00 pm
IDLA Home 3:30 pm-8:00 am

Transportation Funding

Sources: DDD

No. of vehicles: 12
Vehicles under lien: 4
No. of Service Sites:
4 sites plus IDLA homes/apts.

Providing transportation services since: 1968

Annual Ridership: 14,958

Contact: Lane Hegel
Program Director
504 W. Main St.
P.O. Box 870
Safford, AZ 85548

Tel: 928.428.7968 x2

admin@gcrsafford.org

Graham County Rehabilitation Center (GCRC), promotes the welfare of individuals with developmental disabilities and/or physical limitations by supporting and teaching each individual so they may have the opportunity to reach his/her full potential according to each one's unique abilities; that each person might be an integral part of home, family, and community thereby giving purpose, meaning and dignity to their life.

GCRC, a nonprofit organization, has served individuals with developmental disabilities and/or physical limitations in rural Graham County since 1968. Individuals age 5 to seniors receive support in a variety of programs: Individual Designed Living Arrangements (IDLA) where they learn life skills and are transported to/from the grocery store, doctor, etc.; Adult and Children Day Programs and two supportive work sites where with the help of a job coach they learn job skills to secure local employment while earning a paycheck. Transportation to GCRC's various programs are "on demand" as each schedule is based on the needs of the individual and their families. Since there is no public transportation in Graham County, GCRC collaborates with other programs to provide transportation to social and community events for any individual with developmental disability and/or physical limitations. GCRC's fleet is also part of the Graham County Disaster and Pandemic plan.

GCRC programs are expanding capacity and the "on demand" transportation needs are increasing as a result of serving more individuals who need to get to and from work, grocery stores, school, doctor's appointments, etc.

Unmet transportation needs for GCRC include:

- Replacing an aging fleet
- Additional operating funds to meet growing program demands

GCRC's Program Director participates in the Graham/Greenlee Transportation Coordination meetings. GCRC has a written "Back-Up Plan, MEMORANDUM OF UNDERSTANDING" with two other agencies providing transportation in Graham County.

GCRC drivers are trained in PASS, CPR, First Aid, Defensive Driving, Behavior Management, giving medication, seizures, lifting and carrying, and in emergency procedures while transporting individuals in vehicles. GCRC has a PASS trainer on staff. At the present time GCRC staff drivers are also job coaches.



HORIZON HEALTH AND WELLNESS

Cochise and Santa Cruz Counties

AT A GLANCE

General Services:

Horizon Health and Wellness is a non-profit 501(c)(3) integrated health care agency licensed by the State of Arizona to provide an array of outpatient, inpatient, residential, and habilitation services; and client transportation.

Applicant Status:

Non-Profit Agency

Primary Service Area:

Sierra Vista and Nogales

Service Days / Hours:

Monday - Friday 7am to 4pm

Transportation Funding

Sources: 5310, SEAGO Legacy Foundation Mini-Grant

No. of vehicles: 10

No. of vehicles on lien: 5

No. of sites: 2

Sierra Vista/Nogales

Providing service since: 1981

Annual Ridership:

Cochise—19,522

Santa Cruz—6,886

Contacts:

Marsha Ashcroft
210 E. Cottonwood
Casa Grande, AZ 85122
Tel: 520.836.1688
marsha.ashcroft@hwaz.org

Debbie Weaver
1939 S. Frontage Rd., Ste. A
Sierra Vista, AZ 85635
Tel: 520.417.2771
debbie.weaver@hwaz.org

Horizon Health and Wellness is a non-profit 501(c)(3) integrated health care agency licensed by the State of Arizona to provide an array of inpatient, outpatient and residential behavioral health services in Pinal, Gila and Yuma Counties, as well as Habilitation services in the counties of Cochise, Santa Cruz, Gila and Maricopa. The Agency's mission is to provide integrated health care that addresses the whole person and promotes wellness using best practices to enhance the quality of life of the individuals, families and communities we serve.

Horizon Health and Wellness provides transportation services for registered participants to and from day treatment programs, therapy sessions, doctor's appointments and other miscellaneous purposes. No fare is charged.

Horizon Health and Wellness operates day treatment programs in Sierra Vista and Nogales for individuals with developmental disabilities. Community integration is an important element of their treatment in that it allows individuals with developmental disabilities to participate in community events and activities. Transportation for these individuals to and from their home, the day program, and community events is essential.

Horizon Health and Wellness participates in the regional coordination meetings. The agency has the following needs:

2019:

One 7-passenger van, replacement (Sierra Vista)
Preventive Maintenance - \$8,000 (Sierra Vista and Nogales)

2020:

One 12-passenger van, replacement (Sierra Vista)
One Maxivan with lift, replacement (Nogales)
Preventive Maintenance - \$8,000 (Sierra Vista and Nogales)



MARY'S MISSION

AT A GLANCE

General Services:

Mary's Mission is a behavioral residential treatment facility for male and female (ages 11-17) with mental and emotional disabilities.

Applicant Status:

Private/ Non Profit

Primary Service Area:

Graham, Greenlee, Santa Cruz, Pima, Maricopa and Cochise Counties

Service Days/Hours: Twenty-four hours a day seven days a week

Transportation Funding

Sources: MMDC

No. of vehicles: 3

No. of vehicles under lien: 3

No. of service sites: 4

Providing service since: 1996

Annual ridership: 9,406

Contact:

Linzee Celado
345 Taylor St.
Sierra Vista, AZ 85635

Tel: 520.417.2115

linzee.parrotta@mmdcinc.org
www.mmdcinc.org

Mary's Mission is a behavioral health facility that provides therapeutic treatment to children ages 11-17 who are mentally, developmentally and behaviorally disabled. Transportation is provided to residents for schooling, medical appointments, counseling, employment and recreational activities. Mary's Mission Outpatient Clinic is located in Mesa, AZ and provides a variety of counseling services, DUI screening, education and treatment, supervised visitation and peer support to people of all ages.

Regular and ancillary support services provide transportation to Buena High School, Berean Academy, Carmichael Elementary, Joyce Clark Middle School, PPEP Tech High School and Cochise College. Transportation to each school is provided at least twice a day, five days a week during the school year, and occasionally in the summer. Some medical appointments, outings and client transportation take us as far as Tucson, Phoenix, the Yuma area, and Native American Nations across the State of Arizona and New Mexico. Recreational outings include taking residents to Bisbee, Tombstone and Phoenix, mostly during summer months and school breaks and holidays. Occasionally recreational outings are provided during the weekends. We provide transportation to and from placement agencies throughout AZ and NM. There are no fees associated with the transportation to residents and family. Mary's Mission continues to work closely with the local Dream Center, various sports organizations, and other agencies from the Sierra Vista and Mesa areas to help serve their transportation needs, too.

Staffs from Mary's Mission have been regular participants in the Cochise County transit meetings. Discussions and actions regarding cost saving measures, coordination of services and means to better serve all clients and the general community to prove invaluable to our non-profit agency.

Identified unmet needs include:

- 12 passenger van to accommodate resident and family transports to our Outpatient Clinic in Mesa, and court hearings in Maricopa and Pima County.



MOUNT GRAHAM SAFE HOUSE, INC.

AT A GLANCE

General Services:

Our purpose is to provide victims of domestic violence and sexual assault short-term emergency housing, transitional housing, transportation, services for residential and non-residential participants, and community outreach services.

Applicant Status:

Private Non-Profit

Primary Service Area:

Graham and Greenlee counties
(Safford/Clifton/Duncan/San Carlos)

Service Days / Hours:

365 days a year 24 hours a day for agency clients

Transportation Funding Sources:

No. of vehicles: 3

No. of vehicles on lien: 3

No. of Service Sites: 2

Providing service since: 1995

Annual Ridership: 2,473

Contact:

Jessica Dominguez
PO Box 1202
Safford, AZ 85548
928.348.9104

Fax: 928-424-4438

Toll Free 888.269.9104

jessicad@mgsh.net

www.mtgrahamsh.org

Since 1995 The Mount Graham Safe House has provided crisis intervention, assessment, advocacy and referral as needed, conducted in a safe, secure and confidential environment. Service is provided to women and men needing services. It is the only facility of its kind in Graham County.

MGSB provides advocacy, emergency housing, transitional housing, clothing, food, school supplies, furniture, local transportation, self-help groups, parenting classes, job skills classes, a children's domestic violence education program to resident and non-resident clients and mobile advocacy (go to clients and provide service). MGSB Battered Immigrant Women Coordinator organizes local agencies to provide training on the issues battered immigrant women face.

Mount Graham Safe House provides transportation to and from the Safe House for job services, medical appointments, counseling, legal services and other needs.

Coordination efforts include regular attendance at the Graham / Greenlee coordination meetings.

Mt. Graham Safe House now has a mobile advocacy service. What does this mean for the community? Anyone who is in an abusive situation can call MGSB to have an advocate meet them in a public, but private place. We can even pick up the victim from their home and transport them to anyone that would like to talk in person, but doesn't have transportation or is uncomfortable coming to the shelter to talk. An advocate will meet the participant at an agreed location.

MGSB also provides case planning, safety planning, and resources, lay legal advocacy, and support groups.

Identified unmet needs include:

- Operating funds to support the existing transportation program for disabled and elderly clients.
- Replacement vehicles for our aging fleet.



San Carlos Apache Tribe Nnee Bich'o Nii Transit

AT A GLANCE

General Services:

Our purpose is to provide Intercity and Intercity Feeder Public Transit to anyone in need of transportation.

Applicant Status:

Local Government

Primary Service Area:

Gila/Graham/Greenlee/
Pinal

Service Days / Hours:

M-F 6:30 a.m.-7:50 p.m.
Available 24/7 for Casino
Employees

Transportation Funding Sources:

FTA Tribal Transit, 5311

No. of vehicles: 28

No. of vehicles on lien: 12

No. of Service Sites: 1

Providing service since:

2003 (?)

Annual Ridership: 59,238

Contact:

Bernadette Kniffin

P.O. Box 871

Peridot, AZ 85542

928.475.5023

bkniffin@tanf.scot-nsn.gov

San Carlos Apache Nnee Bich'o Nii Services operates ten scheduled routes with an increased variety of fixed route, commuter routes, contract services, and intercity and intercity feeder routes. We provide fixed route services with deviation for all community members.

Currently Nee Bich'o Nii provides reliable and timely services for individuals who are working, attending school, doctor's visit, shopping, attending activities for entertainment or any other activities that support individuals or families. Transit services are used to modernize and expand transit bus services specifically for the purpose of connecting disadvantaged low-income individuals, veterans, seniors, youth and others who are transit-disadvantaged to the local workforce training, employment opportunities, health care, and other vital services.

We are currently involved in the the Greater Gila County Feasibility Study with ridership surveys to ensure that services are current and meeting the needs of the riders for Gila & Pinal Counties. Multiple surveys have concluded that there is a need/desire for us to provide expanded services to the White Mountain Apache Tribe in order for families to reunite and employment opportunities.

We are also working closely with Cobra Valley Transit to provide services from Globe to Miami.

Identified unmet needs include:

- Update fleet by 2021 to include 5 new vehicles that will replace those with excessive mileage.
- Expand services to include the White Mountain Apache Tribe to assist those who are employed in that area and those without transportation to see family in that area.
- Expand the Safford Circular Route to include assisting Easter Seals/Blake Foundation with coordination of their elderly/disabled population.



Pinal Hispanic Council
Behavioral Health Services

PINAL HISPANIC COUNCIL

Cochise and Santa Cruz Counties

AT A GLANCE

General Services:

Pinal Hispanic Council is a non-profit 501 (c) (3) behavioral health agency licensed by the State of Arizona to provide an array of outpatient services.

Applicant Status:

Non-Profit

Primary Service Area: Nogales, Rio Rico, Douglas and Elfrida

Service Days / Hours:

Mon –Fri 8:00 am to 5:00 pm

Transportation Funding

Sources: Cenpatico and 5310 Funding

No. of vehicles:

Nogales: 3

Douglas: 3

No. of vehicles under lien: 2

No. of Service Sites: 2

Providing service since:

1990. In SEAGO region since 2010

Annual Ridership: 7,472

Contact:

Tanya Cruz
519 North Main Street
Eloy, Arizona 85131

Tel: 520.466.7765 x1106

tcruz@pinalhispaniccouncil.org

Pinal Hispanic Council is a non-profit 501 (c) (3) behavioral health agency licensed by the State of Arizona to provide an array of outpatient services in Pinal, Santa Cruz, and Cochise Counties. Pinal Hispanic Council has been in operation for over twenty years.

Pinal Hispanic Council serves serious mentally ill individuals, elderly, families, children, and adults receiving various types of counseling services in the Douglas, Elfrida, and Nogales, Rio Rico area.

Pinal Hispanic Council provides transportation services to its members to maximize the treatment services we offer by allowing the members to consistently keep vital appointments for their well-being. By assisting them with daily, weekly, bi-weekly, or monthly transportation the agency assures their mental well-being is secure.



SANTA CRUZ COUNCIL ON AGING

AT A GLANCE

General Services:

The Santa Cruz Council on Aging provides congregate meals, home delivered meals and transportation to senior citizens aged 60 and disabled citizens.

Applicant Status: Private/Non-profit Organization 501 (c) (3)

Primary Service Area:
Nogales

Service Days / Hours:
Mon-Fri 8 am to 4 pm

Transportation Funding Sources: United Way

No. of Vehicles: 2
No. of Vehicles under lien: 0
No. of Service Sites: 1

Providing transportation services since: 1972

Annual Ridership: 9,900

Contact:

Dr. Arnoldo Montiel- Board President
Marco Lozoya- Center Manager
125 East Madison St.
Nogales, AZ 85621
Tel: 520.287.7422
Fax: 520.287.644

sccoanogales@gmail.com

The Santa Cruz Council on Aging Inc. (SCCOA) is a 501 (c) (3) nonprofit organization located in Nogales, Arizona.

The mission of the Santa Cruz Council on Aging is to improve the quality of life for the elderly community, the senior citizens and disabled persons we serve, through congregate meals, social encounter, transportation and referral for social and health services in Nogales.

SCCOA provides congregate meals, and transportation to citizens aged 60 and older, many of whom live in low income, rural and isolated circumstances. SCCOA services are sometimes the only opportunities some of these citizens have for personal interaction and provide valuable social benefits. SCCOA has been providing these services since 1972; with paid and volunteer staff.

SCCOA still participates in the coordination efforts with other organizations in Santa Cruz County.

Unmet needs: Reinstatement of home delivery meals which include a second van and driver.



SANTA CRUZ TRAINING

PROGRAMS, INC.

AT A GLANCE

General Services:

Training, rehabilitation, employment, residential services, home and community based services, support for people with disabilities. Transportation is provided for all members.

Applicant Status:

Private non-profit 501c3

Primary Service Area:

Santa Cruz County

Service Days/Hours:

Group Homes
24 hours a day/7 days a week as needed.
Day Programs
Mon-Fri 4:30 am- 6:30pm

Transportation Funding Sources: 5310

No. of vehicles: 21

No. of vehicles

under lien: 21

No. of service sites: 1

Providing transportation service since: 1968

Annual Ridership: 45,454

Contact:

Marina Galhouse, E.D.
91 E. La Castellana Drive
Nogales, AZ 85621

Tel: 520-287-2043, ext. 14

Fax 520-287-4437

sctpdir@sctpinc.com

By working in partnership with others in the community, Santa Cruz Training Programs, Inc. (SCTP) carries out its mission to **provide training, care and support for people of all ages with intellectual and developmental disabilities.** Services include group homes that provide round-the-clock care, a variety of employment opportunities, day programs, and home and community based programs.

Spanish is the primary language for 98% of SCTP members, 50% live outside the Nogales city limits, and the majority is low income.

Because Santa Cruz County does not provide transportation services, SCTP offers door-to-door transportation for our members. Federal Transit Authority funds administered by the Arizona Department of Transportation have helped SCTP to serve all of Santa Cruz County and to meet the needs of members with a wide range of disabilities, which are SCTP and Beacon members or Elderly in the community.

Transportation includes Monday-Friday door-to-door pick up and drop off of all members who participate in day and employment programs. Because of varying client needs, program hours and activities, **transportation is needed continuously throughout the day** – beginning at 4:30am and ending by 6:30pm.

Several employment programs require transportation as part of the work day. Landscaping crews must move from one job to another, and members who work in the bakery and café help deliver meals and pastries out in the community to businesses and individuals.

Summer Program is offered for High School Special needs students and will need transportation for their day Program at SCTP.

Transportation service for group homes is twenty-four hours a day seven days a week. Up to 12 residents are served by three Group Homes. Each home has its own vehicle, and transportation is provided to day programs, church, shopping, etc. Group home members are driven to Tucson, Green Valley and Sierra Vista for doctor and dentist appointments. Weekend outings also provide entertainment for each group home.

SCTP has memorandums of understanding (MOUs) with other agencies in our community and beyond. We help out with special events, when called upon by partners, or to coordinate special transportation needs across counties. SCTP representatives attend quarterly coordination meetings and regular trainings.

2019 Identified unmet transportation needs include:

- Preventive maintenance for lifts and other projects.
- Operational funding for current and expanding services.
- Replacement of vehicle 2007 Ford E350 1FTSS34L87DB36940

2020 Identified unmet transportation needs include:

- Preventive maintenance for lifts and other projects.
- Operational funding for current and expanding services.
- Replacement of vehicle 2007 Ford E250 Vin#1FTSS34LX7DB36941



SENIOR CITIZENS OF PATAGONIA

AT A GLANCE

General Services:

The Senior Citizens of Patagonia provides services to seniors (60+) and handicapped citizens.

Applicant Status:

Private, non-profit

Primary Service Area: Patagonia, Sonoita, Elgin and Canelo

Service Days / Hours:

Mon-Fri 7 am to 7 pm and as needed when possible
Saturday and Sunday as needed

Transportation Funding

Sources: 5310

No. of vehicles: 3

No. of vehicles under lien: 3

No. of Service Sites: 2

Providing transportation

Services since: 1992

Annual Ridership: 1,711

Contact:

Charles R. Kelly
P.O. Box 1121
Patagonia, AZ 85624

Tel: 520.394.2494

charlesraynerkelly@gmail.com

The Senior Citizens of Patagonia, Inc. is a 5013 (c) non-profit organization located in Patagonia, AZ. The mission of the Senior Citizens of Patagonia, Inc., is to serve and support senior citizens and disabled persons of any age who live in the Patagonia, Sonoita, Elgin and Canelo areas through assistance with transportation, nutrition, health, education and social services. The Patagonia Senior Center provides a location for congregate meals and social events.

The transit program has been in place since 1992, and is sustained by a volunteer transportation manager and several volunteer drivers. The service area is defined by the northern, eastern, southern county lines, and by a north south line running through mile marker 12 on Arizona highway 82. Clients are taken anywhere within a one hundred mile radius of Patagonia, excluding Mexico.

This transportation service is the only non-commercial option available to seniors and medically disabled in this area. Most of the service is performed between 7:00 am and 7:00 pm, M-F. However because volunteer drivers are the base of our staffing, most transportation needs can be met with planning. Services are only limited by the ability to secure a volunteer driver.

The Transportation Director participates regularly in Transit Coordination meetings held in Benson and fully appreciates the information shared at these gatherings in terms of cost savings and service enhancement.

Identified unmet needs include operating funds to support the existing transportation program, a web based dispatch scheduling system, funding to effectively market the program, and money to service the handicap lift. One of the vans has over 101,000 miles, is used extensively each week, and will need to be replaced within the next two years.



ST. VINCENT DE PAUL

Cochise County

AT A GLANCE

General Services:

A Social Service and Welfare organization in Douglas that keeps helping people in need. This organization helps pay bills; they offer emergency food pantries and provide with emotional and spiritual support for those who request it.

Applicant Status:

Private, non-profit

Primary Service Area: Douglas**Service Days / Hours:****Thrift Store Hours:**

Tue- Thurs 1pm to 3 pm

Mon and Fri: 1130am-1230pm

Transportation: as needed basis

Transportation Funding

Sources: SEAGO – Legacy Foundation Mini-Grant

No. of vehicles: 0

No. of vehicles under lien: 0

No. of Service Sites: 1

Providing transportation

Services since: 2000

Contact:

Lucia Spikes

543 G. Avenue

Douglas, AZ 85607

Tel: 520.364.7573

luciakspikes@hotmail.com

St. Vincent De Paul of Douglas is a 501 c (3) non- profit organization located in Douglas, AZ. St. Vincent's primary focus is to assist people in crisis. We do not discriminate due to faith preferences. We accept applications from anyone in need from our community. We assist people with expenses, utility payments, rent, medical needs, mobility aides, home repairs, food and transportation. Our mission is to fill in the gaps in services provided by the local community such as help with finding employment or housing.

Transportation is provided for those in need in forms of checks strictly for gas or gas cards. There are some instances that St. Vincent will find or provide transportation for the person in need as well. These services are performed at all times. There is no time or day restriction on these services. We assist with transportation for interviews for employment in other cities, medical appointments, legal assistance and families needing fuel to visit sick families in hospitals in other communities. We provide transportation to other states to return friends to their families via bus, train and airline. We have also provided families in need with bus passes through the SEAGO/Legacy Foundation Mini-Grant award we received this past year.

Food baskets are provided on Tuesdays and Thursdays and hot meals are offered on Mondays and Fridays.

We also provide advocacy on behalf of persons being denied services to which they appear to be entitled.

Identified unmet needs include operating funds to support the existing transportation assistance program.



THE WOMEN'S TRANSITION PROJECT

AT A GLANCE

General Services:

The Women's Transition Project is a resident substance abuse treatment program for homeless women with mental, physical, behavioral and emotional disabilities.

Applicant Status:

Private / Non-Profit

Primary Service Area:

Cochise County

Service Days / Hours:

7 days a week
24 hours a day
For agency clients

Transportation Funding

Sources: SEAGO Legacy Foundation
Mini-Grant

No. of vehicles: 2

No. of vehicles on lien: 2

No. of service sites: 1

Providing service since: 2001

Annual Ridership: 6,007

Contact:

Donna M. Vary
240 O'Hara Ave.
P.O. Box 943
Bisbee, AZ 85603

Tel: 520.432.8068

dvary@cbridges.com

The Women's Transition Project is a residential behavioral health facility that serves homeless women in recovery from drug and alcohol dependence, victims of domestic violence, women getting out of jail or prison, women with mental illness, and women who are working to reunite their families.

The transition project provides residents food, shelter, clothing, transportation, and childcare while offering a comprehensive array of services, treatment, and vocational training.

The organization will be applying for 5310 funding in the future to purchase vehicles. Staff provides transportation to medical appointments, shopping and treatment and social services providers. In addition the Women's Transition Project provides transportation for clients to and from places of employment including Southwest Skies furniture manufacturing company, owned and operated by the Women's Transition Project, located in Bisbee.

Women's Transition Project staff are active in bi-monthly Transportation/Transit Coordination meetings.

Identified unmet needs include a vehicle to transport our clients to and from their vocational employment, transportation to medical appointments, shopping, and treatment and social service providers as well as a truck for the deliveries of services and food pick up not only for the organization but for the community as well.



Sierra Vista Interfaith Caregiver Program (VICaP)

At a glance

General Services:

VICaP provides vital transportation services for elderly or disabled and home bound residents in Cochise County's communities.

Applicant Status:

Private / Non-Profit

Primary Service Area:

Palominas, Hereford, Sierra Vista, Huachuca City, Whetstone, Bisbee, Douglas, Benson, and Willcox

Service Days / Hours:

Mon-Fri 8:00 am to 4:00 pm

Transportation Funding

Sources: ADOT, United Way, Grants, Fundraising, Donations, Legacy Foundation Mini-Grant, SEAGO AAA, other grants.

No. of vehicles: 2

No. of vehicles on lien: 1

No. of service sites: 2

Providing service since: 1994

Annual Ridership: 19,906

Contact:

Debi Godwin, Director

Vicapsv13@gmail.com

2600 E. Willcox Dr. Ste. H107

Sierra Vista, AZ 85636

Stacey Horton, Executive Assistant

Tel: 520.459.8146

www.vicapsv.org

The Volunteer Interfaith Caregiver Program (VICaP), a 501(C)(3) non-profit organization, incorporated started in 1994 based in Sierra Vista, provides vital transportation services for seniors, disabled, and homebound residents throughout Cochise County. Rides are provided as far into Tucson as NW Hospital, as far East as Bowie/San Simon, as far South as Douglas, and as far North as Safford. Services offered are free, with donations gratefully accepted. Transportation services are provided primarily by volunteers driving their own vehicles, with two paid drivers supporting the greater Willcox area with VICaP owned vans, one of which is handicap-accessible. Our mission is to help our "Neighbors" continue to live independently and maintain their quality of life.

In 2018, more than 120 trained volunteers provided specialized and individualized transportation services to those in need of VICaP's support. Approximately half of the volunteers can accommodate collapsible wheelchairs. In 2018, VICaP Volunteers spent over 168,921 miles in their personal vehicles, exceeding our 2017 total miles by 12%. Our volunteers providing 17,223 rides to our Neighbors in Sierra Vista, Douglas, Bisbee, Willcox, and Benson exceeding our total rides for the past year by 25%.

VICaP has a 9-passenger cutaway handicap-accessible van and a 7-passenger mini-van (under ADOT lien), and a donated 7-passenger mini-van, used to provide transportation support for qualified Neighbors in the greater Willcox area, which also includes transportation to Tucson area medical facilities and Safford for dialysis and dental support. A second vehicle with ramp was awarded to VICaP in 2018 and should be on hand in late 2019.

VICaP coordinates and collaborates with the Easter Seals Blake Foundation and drops off and picks up Neighbors at the designated transfer point for medical appointments, and shopping in Safford/Thatcher area. Our paid Willcox drivers cover a large rural area, including San Simon, Bowie, and Sunsites and are now averaging almost 6,000 miles and close to 300 rides per month. In 2018, They completed 2,683 trips. The addition of a part-time Willcox area dispatcher for 2019 will help increase our ridership to our 300+per month goal.

VICaP regularly participates in coordination efforts with other agencies, local health care providers and care facilities to ensure the needs of their Neighbors are met. VICaP regularly participates in SEAGO's County and Regional Transportation Coordination Meetings. VICaP is listed in the Cochise County Community Health Improvement 5-year plan as Strategy 2 under Transportation and Resource communication.

Identified unmet needs: include a handicap-accessible mini-van (including operating and maintenance support) for use in Southern Cochise County, and additional sources of funding for the increased mileage reimbursement for volunteers due to increasing number of trips to Tucson area medical facilities.



TOWN OF HUACHUCA CITY

AT A GLANCE

General Services:

Provides trips into Sierra Vista for medical appointments, and shopping for the elderly and low income citizens and those with disabilities.

Applicant Status:

Local Government

Primary Service Area: Huachuca City with service to Sierra Vista

Service Days / Hours:

Mon-Thurs 8am-6pm
Fri 8am-10am and 12pm-2pm

Transportation Funding

Sources: 5310

No. of vehicles: 3

No. of vehicles under lien: 1

Number of Service Sites: 1

Providing transportation

Services since: 2004

Annual Ridership: 5171

Contact:

Jennifer Fuller
500 N. Gonzales Blvd. Huachuca
City, AZ 85616

Tel: 520.456.1354

jfuller@huachucacityaz.gov

The Huachuca City Transit Program is temporarily shut down for restructuring. The Town of Huachuca City hopes to pursue 5311 Program funding at the next open grant cycle.



WELLNESS CONNECTION

(Formerly SEACRS-ORE Program)

AT A GLANCE

General Services:

Peer-led support and rehabilitation programs serving adults with mental health and substance abuse issues. Transportation services include trips to scheduled medical appointments as well as employment-related, educational and program sponsored social activities.

Applicant Status: Private/Non-Profit 501 (C) 3 under the corporate name of Southeastern Arizona Consumer – Run Services, Inc. (SEACRS, Inc.).

Primary Service Areas: Cochise, Santa Cruz, Graham, and Greenlee Counties

Service Days/Hours: Mon-Fri 8:30 am to 16:00 pm

Providing Service since: 2002

Transportation Funding Sources: 5310, General & Operational Funds

No. of vehicles: 16

No. of vehicles under lien: 6

No. of service sites: 6

Sierra Vista – 2, Safford – 2, Douglas – 1, Nogales – 1

Annual Ridership: 25,326

Contact:

Rachel Waterbury
P.O. Box 2648
Sierra Vista, AZ 85635

Tel: 520.452.0080

admin@wellness-connections.org

www.wellness-connections.org

Wellness Connections is a non-profit 501 (C) 3 organization that serves adults with mental health disabilities; including members with co-occurring developmental, physical or substance abuse related disabilities. Wellness Connections also features a mobile outreach service for outlying communities within the regions we serve. Currently, our programs serve individuals enrolled in the Arizona public behavioral health system of care (Arizona Complete Health), The State of Arizona, Vocational Rehabilitation clients, and Banner Health (University of Arizona Health Plans)/ALTCS members.

Services provided through Wellness Connections are delivered on a 1:1 basis or within groups led by peers and counselors. Programs provide members with opportunities to enhance their mental health and wellness, achieve goals for personal growth and increase their ability to live as independently as possible in the community. Services include counseling, peer support, health groups, life skills, pre-vocational training, job coaching and transportation assistance.

Wellness Connections staff work in close collaboration with other local agencies to ensure transportation and other needs of our members are met. The staff participates in the bi-monthly coordination meetings. All staff providing transportation services are required to complete PASS driver training, CPR and First Aid training. They have also received training in psycho-social rehabilitation and peer support.

We have a need for operational support and maintenance support in order to provide our services throughout Cochise, Santa Cruz, Graham and Greenlee counties. We also anticipate needing an additional vehicle each year to update our fleet. In order to meet the needs of our members, we will need to maintain the fleet, and coordinate/facilitate fleet management. Our older vehicles are becoming increasingly costly to maintain, due to frequent repairs.

Unmet Needs Include:

We will be requesting another vehicle each year as well as maintenance funds for repairs and maintenance of the vehicles and operational funds for a coordinator to facilitate the fleet. (Regular maintenance, documentation and reporting requirements). We need ADOT's support even more now that our budget has been cut by over \$6,000 from our prior fiscal year.

COCHISE COUNTY FEDERAL FUNDING NEEDS ESTIMATES

Cochise County 5-Year Transit Program Cost Estimates

Year	5310	MM	5307/5311	Total
2018	\$701,045	\$181,000	\$4,431,834	\$5,313,879
2019	\$771,149	\$189,100	\$4,875,017	\$5,835,266
2020	\$848,263	\$198,010	\$5,362,518	\$6,408,791
2021	\$933,089	\$207,811	\$5,898,770	\$7,039,670
2022	\$1,026,397	\$218,592	\$6,488,646	\$7,733,635
Totals	\$4,279,943	\$994,513	\$27,056,785	\$32,331,241

Cochise County

- 15 Transportation/Transit organizations participate in Transit/Transportation Coordination and apply for FTA funding.
- 6 of these applied to the 5310 program in FY 18 and previous years.
- 4 of these apply to the 5307/5311 program in FY 18 and previous years.

GRAHAM / GREENLEE COUNTIES FEDERAL FUNDING NEEDS ESTIMATES

Graham/Greenlee Counties 5-Year Transit Program Needs Estimates

Year	5310	MM	5311	Total
2018	\$275,500	\$33,750	\$0	\$309,250
2019	\$303,050	\$37,125	\$0	\$340,175
2020	\$333,355	\$40,838	\$110,000	\$484,193
2021	\$366,690	\$44,922	\$121,000	\$532,612
2022	\$403,359	\$49,414	\$133,100	\$585,873
Totals	\$1,681,954	\$206,049	\$364,100	\$2,252,103

Graham & Greenlee Counties

- 4 organizations participate in Transit/Transportation Coordination and apply for FTA 5310 funding.
- 2 of these applied to the 5310 program in FY 18 and previous years.
- 0 of these applied for Mobility Management in FY 18 and previous years.
- 0 programs have applied 5311 funding in FY18.
- Needs baseline estimate from 2017 Graham Transit Feasibility Study.

SANTA CRUZ COUNTY FEDERAL FUNDING NEEDS ESTIMATES

Santa Cruz County 6-Year Transit Program Cost Estimates

Year	5310	RMM	Total
2018	\$355,500	\$30,250	\$275,750
2019	\$381,050	\$32,275	\$303,325
2020	\$409,155	\$34,502	\$333,657
2021	\$440,070	\$36,952	\$367,022
2022	\$474,077	\$39,647	\$403,724
Totals	\$2,059,852	\$173,626	\$2,233,478

Santa Cruz County

- 4 organizations participate in Transit/ Transportation Coordination and apply for FTA funding.
- 1 of these applied to the 5310 program in FY 18 and previous years.

ATTACHMENT A

SEAGO Region FY18 Provider Listing



5311 Providers	General Public	Elderly/ Disabled	Health-care	Behavioral Health	Residential Treatment	Domestic Violence Children	Applicant Status	Service Area	Service Sites	Service Days Hours	Funding Sources	Number of Vehicles	On Lien	Annual Ridership	Providing Service Since	Contact Person
City of Benson Benson Area Transit	X						Local Gov't	Benson, J Six/Mescal, Pomerene and St. David	1	M-F 8:00 a.m. - 4:00 p.m.	5311, SEAGO AAA, SEAGO Legacy Grant	6	6	15,040	2010	Kathe Williams 120 West 6th St, Benson, AZ 85602 520.720-6315 kwilliams@bensonaz.gov
City of Bisbee Bisbee Bus	X						Local Gov't	Bisbee and Surrounding Area	1	M-F 6:00 a.m. - 6:15 p.m. Sat 9:30 a.m. - 4:00 p.m.	5311, SEAGO AAA, SEAGO Legacy Grant	5	3	36,893	1998	City of Bisbee 118 Arizona Street, Bisbee, AZ 85603 520.432.6016
City of Douglas Douglas Rides	X						Local Gov't	Douglas and Surrounding Area	1	Douglas Rides M-S 8:00 a.m. - 5:00 p.m. Cochise cochise Connection M-F 6:00 a.m.-6:30 p.m. S- 8:20 a.m.-5:20 a.m. Cochise College/Bisbee M-Th 6:30 a.m.-	5311, SEAGO AAA, ACT, Cochise College, Freeport MacMoran, SEAGO Legacy Grant	7	4	60,536	2007	Humberto Rivera 425 10th Street, Douglas, AZ 85607 520.417-7400 humberto.rivera@douglasaz.gov
City of Sierra Vista Vista Transit	X						Local Gov't	S.V. and Ft. Huachuca	1	M-F 7:00 a.m. - 6:00 p.m. Sat 10:30 a.m. - 6:00 p.m.	5307	13	6	147,000	1997	Mike Normand 2050 E. Willcox, Sierra Vista, AZ 85635 520.417.4888
Total Vehicles												31				
Total Vehicles on ADOT Lien													13			
Total Annual Ridership 5311 Program														259,469		
5310 Providers	General Public	Elderly/ Disabled	Develop. Disability	Behavioral Health	Healthcare	Domestic Violence Children	Applicant Status	Service Area	Service Sites	Service Days Hours	Funding Sources	Number of Vehicles	On Lien	Annual Ridership	Providing Service Since	Contact Person
Catholic Community Services		X		X		X	Private Non-Profit	Douglas and surrounding area	1	24/7		1	0	409	1976	Lisa Silva 6049 E. Hwy. 90 Sierra Vista, AZ 85635 520.458.4203 X7902 lisas@ccs-seaz.org
Douglas ARC			X				Private Non-Profit	Douglas and surrounding area	1	24/7	5310	23	13	17,179	1958	Gary Clark 610 E. 9th St., Douglas, AZ 85607 520.364.7473 gclark@douglasarc.com
Douglas Area Food Bank		X					Private Non-Profit	Douglas and surrounding area	1			0	0	0	1979	Raul Hernandez 660 G. Ave., Douglas, AZ 85607 520.364.4170 dafb660@gmail.com

Easter Seals Blake Foundation Graham County			X				Private Non-Profit	Santa Cruz/Graham/ Greenlee County	7	24/7	5310, SEAGO AAA	22	17	32,336	1980	Cheryl Wilson 527 Main St., Safford, AZ 85547 928.428.5990 cwilson@blake.easterseals.com	
Graham County Rehabilitation Center			X				Private Non-Profit	Graham County	4	M-F 9:00 a.m.-6:00 p.m. Sat-9:00 a.m.-4:00 p.m.	DD	12	4	14,958	1968	Lane Hegel 502 W. Main St., Safford, AZ 85548 928.428.7968 admin@gccsafford.org	
Horizon Health and Wellness			X				Private Non-Profit	Sierra Vista and Nogales	2	M-F 7:00 a.m.- 4:00 p.m.	5310	10	5	25,376	1981	Marsha Ashcroft 210 E. Cottonwood Casa Grande, AZ 85122 520.836.1688 marsha.ashcroft@bbwaz.org	
Mary's Mission				X			Private Non-Profit	Cochise, Graham, Greenlee, and Santa Cruz County	4	24/7	MMDC	3	3	9,406	1996	Linzee Celado 345 Taylor Dr., Sierra Vista, AZ 85635 520.417.2115 linzee.parrotta@mmdcinc.org	
Mount Graham Safe House						X	Private Non-Profit	Graham and Greenlee	4	24/7		3	3	2,473	1995	Jessica Dominguez P.O. Box 1202, Safford, AZ 85548 928.348.9104 jessicad@mosh.net	
Pinal Hispanic Council				X			Private Non-Profit	Cochise and Santa Cruz		M-F 8:00 a.m.-5:00 p.m.	5310, Cenpatico	6	2	7,472	1990	Tanya Cruz 519 North Main St., Eloy, AZ 85131 520.466.0921 tcruz@pinalhispaniccouncil.org	
Santa Cruz Council on Aging			X				Private Non-Profit	Nogales, Rio Rico, Patagonia and Tubac	1	M-F 8:00 a.m.-4:00 p.m.	United Way	2	0	9,900	1972	Dr. Marcelino Varona Jr. 125 East Madison, Nogales, AZ 85621 520.287.7422 sccoanogales@gmail.com	
Santa Cruz Training Program			X				Private Non-Profit	Santa Cruz County	1	24/7	5310	21	21	45,273	1968	Marina Galhouse 70 E. La Castellana Nogles, AZ 85621 520.287.2043 sctodir@sctoinc.com	
Senior Citizens of Patagonia			X				Private Non-Profit	Patagonia, Elgin, Sonoita, and Canelo		M-F 7:00 a.m.-7:00 p.m.	5310, SEAGO Legacy Mini- Grant	3	3	1,729	1992	Charles Kelly P.O. Box 1121 Patagonia, AZ 85624 520.394.2494 charlesravnerkelly@gmail.com	
St. Vincent De Paul	X	X	X	X	X	X	Private Non-Profit	Douglas and surrounding area		M and F 11:30 a.m.- 12:30 p.m. Tues-Th 1:00 p.m.- 1:30 p.m.	SEAGO Legacy Mini- Grant	0	0	0	0	0	Lucia Spikes 543 G. Ave. Douglas, AZ 85607 520.364.7473 luciakspikes@gmail.com
The Women's Transition Project				X			Private Non-Profit	Bisbee and Cochise County	1	24/7	5310	2	2	6,007	2001	Dona Vary P.O. Box 943 Bisbee, AZ 85603 520.432.8068 dvary@chbridges.com	
Sierra Vista Volunteer Interfaith Caregiver Program (VICaP)			X				Private Non-Profit	Benson, Douglas, Tombstone, Hereford, Sierra Vista, Huachuca City, and Willcox		M-F 8:00 a.m.-4:00 p.m.	5310, SEAGO Legacy Mini- Grant, SEAGO AAA	3	1	19,906	2004	Deborah Godwin P.O. Box 3004 Sierra Vista, AZ 85636 520.459.8146 vicapsv13@gmail.com	

Wellness Connection			X	X			Private Non-Profit	Cochise/Graham/ Greenlee County/Santa Cruz County	6	M-F 8:30 a.m.-4:00 p.m.	5310	16	6	25,326	2002	Rachel Waterbury 1993 Frontage Rd. Ste.104 Sierra Vista, AZ 85635 520.452.0080
Total Vehicles												127				
Total Vehicles on ADOT Lien													80			
Total Annual Ridership 5310 Program														217,750		

ATTACHMENT B

SEAGO Region FY18 Vehicle Inventory & Availability



Inventory_Report_Full

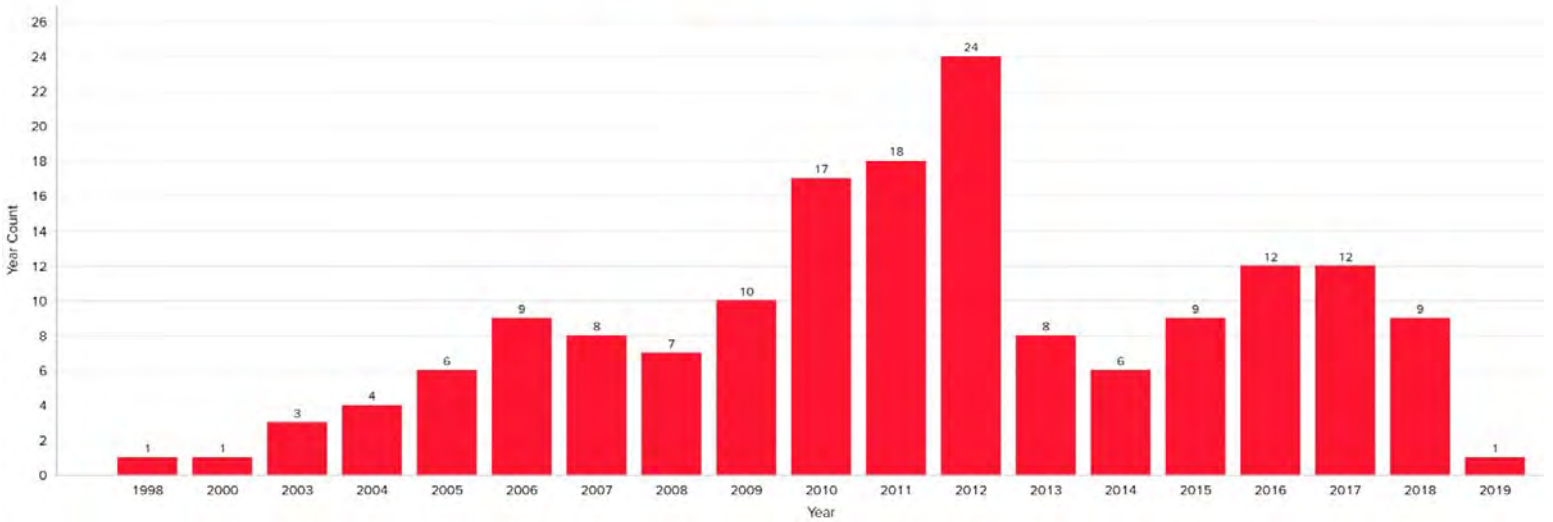
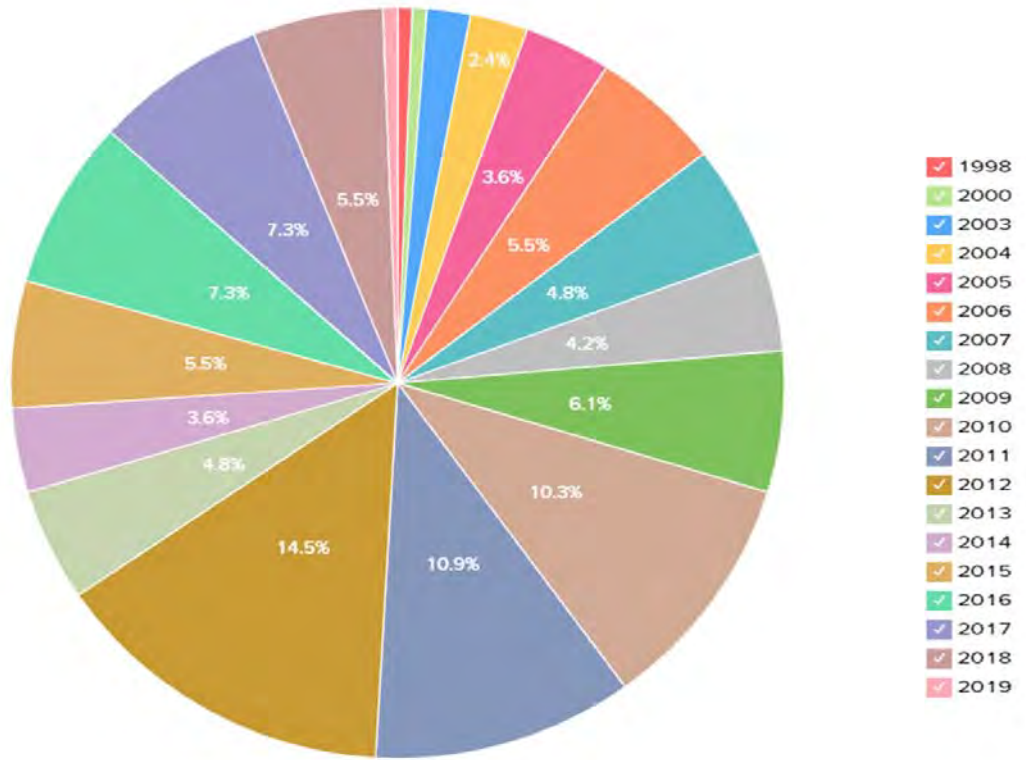
VIN ...	Plate	Agency	County	Funding...	Type	Year	Make	Model	O...	Odo Date	Condition Code	Ambulatory ...	W/C ...	Total Seats	Lein?
6091	WCFCD76	Catholic Community Svcs	Cochise	5310	7-Maxi/Standard Van	2008	Ford	15 PAX	62697	25-Jan-19	4 - GOOD	11	0	11	No
5668	G382EM	City of Benson	Cochise		5-LD Cut 15'-25'	2004	Ford	E350	130867	22-Jan-19	1 - FAILURE	6	2	8	
8376	G708JA	City of Benson	Cochise	5311	5-LD Cut 15'-25'	2018	Ford	Starcraft	28417	22-Jan-19	5 - EXCELLENT	10	2	12	Yes
7887	G154GC	City of Benson	Cochise	5311	5-LD Cut 15'-25'	2009	Ford	Arboc	179364	30-Jan-19	3 - FAIR	15	2	17	Yes
3877	G155GC	City of Benson	Cochise	5311	5-LD Cut 15'-25'	2010	Ford	Arboc	129683	24-Jan-19	2 - POOR	23	2	25	Yes
0687	G233HT	City of Benson	Cochise	5311	5-LD Cut 15'-25'	2016	Chevy	Champ	33838	17-Jan-19	4 - GOOD	13	2	15	Yes
0695	G232HT	City of Benson	Cochise	5311	5-LD Cut 15'-25'	2016	Chevy	Champ	33186	07-Jan-19	4 - GOOD	14	2	16	Yes
1978	G885FW	City of Bisbee	Cochise	5311	3-MD Bus 20'-30'	2009	Ford	EIDorado	6214	10-Jan-19	1 - FAILURE	12	2	14	No
5402	G650GM	City of Bisbee	Cochise	5311	3-MD Bus 20'-30'	2014	Chevy	Starcraft	162588	18-Jan-19	4 - GOOD	18	2	20	Yes
1977	WCG88FW	City of Bisbee	Cochise	5311	3-MD Bus 20'-30'	2009	Ford	EIDorado	241182	30-Jan-19	2 - POOR	12	2	14	No
8308	G578HK	City of Bisbee	Cochise	5311	3-MD Bus 20'-30'	2015	Chevy	Starcraft	105108	30-Jan-19	5 - EXCELLENT	18	2	20	Yes
1403	G083JD	City of Bisbee	Cochise	5311	3-MD Bus 20'-30'	2018	Chevrolet	Starcraft	6214	30-Jan-19	5 - EXCELLENT	16	2	18	Yes
8878	WCLDC32	City of Douglas	Cochise	5311	2-HD Bus 30'-40'	2018	Startrans	President	32111	08-Jan-19	5 - EXCELLENT	23	2	25	Yes
1731	G315GV	City of Douglas	Cochise	5311	4-MD/LD Cut 20'-30'	2007	Ford	EIDorado	342972	05-Mar-19	2 - POOR	36	2	38	No
1200	G317GV	City of Douglas	Cochise	5311	6-LD Cut 10'-20'	2010	Ford	EIDorado	133948	08-Jan-19	4 - GOOD	6	1	7	No
1199	G318GV	City of Douglas	Cochise	5311	6-LD Cut 10'-20'	2010	Ford	EIDorado	132644	08-Jan-19	4 - GOOD	6	1	7	No
5358	G243GL	City of Douglas	Cochise	5311	5-LD Cut 15'-25'	2008	Chevy	Arboc	156854	08-Jan-19	4 - GOOD	14	1	15	Yes
3441	G793GN	City of Douglas	Cochise	5311	4-MD/LD Cut 20'-30'	2009	Chevy	EIDorado	182005	08-Jan-19	4 - GOOD	26	2	28	Yes
7636	G499HE	City of Douglas	Cochise	5311	5-LD Cut 15'-25'	2015	Ford	Starcraft	94009	08-Jan-19	5 - EXCELLENT	18	2	20	Yes
8623	G550HE	City of Douglas	Cochise	5311	5-LD Cut 15'-25'	2015	Ford	Starcraft	91000	08-Jan-19	5 - EXCELLENT	16	2	18	Yes
9223	G231HT	City of Douglas	Cochise	5311	4-MD/LD Cut 20'-30'	2017	Ford	Champion	130577	08-Jan-19	5 - EXCELLENT	32	2	34	Yes
3160	G184HG	City of Douglas	Cochise	5311	7-Maxi/Standard Van	2013	Chevy	Van	27857	08-Jan-19	5 - EXCELLENT	11	0	11	Yes
7536	WCGAB03	DARC	Cochise	5310	9-Support Vehicles	2011	Chevy	2500 HD	48900	08-Jan-19	5 - EXCELLENT	5	0	5	Yes
3720	WGLR78	DARC	Cochise	5310	8-Minivan	2012	Dodge	Caravan	62174	08-Jan-19	5 - EXCELLENT	6	0	6	Yes
2349	WCFGV48	DARC	Cochise	5310	9-Support Vehicles	2012	Ford	F550	10107	28-Jan-19	5 - EXCELLENT	2	0	2	Yes
2924	WCGHD90	DARC	Cochise	5310	7-Maxi/Standard Van	2012	Ford	Supreme	42246	08-Jan-19	5 - EXCELLENT	8	2	10	Yes
3889	WCGZD02	DARC	Cochise	5310	7-Maxi/Standard Van	2013	Chevy	Express	28820	18-Jan-19	5 - EXCELLENT	11	0	11	Yes
2926	WCHVB39	DARC	Cochise	5310	7-Maxi/Standard Van	2012	Ford	Supreme	70598	21-Jan-19	5 - EXCELLENT	7	2	9	Yes
1650	WCJWM11	DARC	Cochise	5310	7-Maxi/Standard Van	2015	Dodge	Caravan	92781	31-Jan-19	4 - GOOD	6	0	6	Yes
8957	WCJWL29	DARC	Cochise	5310	9-Support Vehicles	2012	Chevy	2500 HD	26940	08-Jan-19	4 - GOOD	5	0	5	Yes
2327	WCJYN47	DARC	Cochise	5310	3-MD Bus 20'-30'	2017	Ford	E350	27987	21-Jan-19	5 - EXCELLENT	7	2	9	Yes
2348	WCLKE96	DARC	Cochise	5310	6-LD Cut 10'-20'	2019	Starcraft		2603	24-Jan-19	5 - EXCELLENT	9	2	11	Yes
5890	WCCRC53	DARC	Cochise	5310	8-Minivan	2004	Chevy	Venture	105839	30-Jan-19	3 - FAIR	4	0	4	No
7881	WCDXM19	DARC	Cochise	5310	8-Minivan	2008	Chevy	Uplander	73640	08-Jan-19	4 - GOOD	5	0	5	No
0473	WCDLY19	DARC	Cochise	5310	7-Maxi/Standard Van	2006	Ford	E350	86657	18-Jan-19	4 - GOOD	9	2	11	No
9870	WCEAY74	DARC	Cochise	5310	7-Maxi/Standard Van	2007	Chevy	Express	75639	08-Jan-19	4 - GOOD	11	0	11	No
0578	WCDMX06	DARC	Cochise	5310	7-Maxi/Standard Van	2006	Ford	E350	96790	08-Jan-19	4 - GOOD	5	0	5	No
6942	WCECA59	DARC	Cochise	5310	7-Maxi/Standard Van	2007	Ford	Supreme	71814	23-Jan-19	1 - FAILURE	5	2	7	No
3914	WCFCD74	DARC	Cochise	5310	9-Support Vehicles	2009	Chevy	Silverado	50893	08-Jan-19	4 - GOOD	5	0	5	No
0739	WCBXP78	DARC	Cochise	5310	8-Minivan	2003	Chevy	Venture	117657	08-Jan-19	3 - FAIR	5	0	5	No
1438	WCCVZ39	DARC	Cochise	5310	8-Minivan	2005	Chevy	Uplander	100733	08-Jan-19	4 - GOOD	4	0	4	No

VIN ...	Plate	Agency	County	Funding...	Type	Year	Make	Model	O...	Odo Date	Condition Code	Ambulatory ...	W/C ...	Total Seats	Lein?
7583	WCECA71	DARC	Cochise	5310	9-Support Vehicles	2008	Chevy	Colorado	104510	08-Jan-19	4 - GOOD	4	0	4	No
2621	WCCWY93	DARC	Cochise	5310	8-Minivan	2011	Dodge	Caravan	99051	23-Jan-19	5 - EXCELLENT	4	1	5	Yes
2403	WCFAD47	DARC	Cochise	5310	8-Minivan	2010	Toyota	Sienna	105010	28-Jan-19	5 - EXCELLENT	6	0	6	Yes
9065	WCFLZ82	DARC	Cochise	5310	9-Support Vehicles	2011	Ford	F250	27555	25-Jan-19	5 - EXCELLENT	5	0	5	Yes
8964	WCEYSO9	DARC	Cochise	5310	8-Minivan	2011	Dodge	Caravan	75951	24-Jan-19	5 - EXCELLENT	4	1	5	Yes
1325	WCGLR52	ESBF	Graham	5310	8-Minivan	2012	Dodge	Amerivan	135457	25-Jan-19	3 - FAIR	6	2	8	No
7503	WCGAA13	ESBF	Graham	5310	8-Minivan	2014	Dodge	Amerivan	144533	25-Jan-19	4 - GOOD	6	2	8	Yes
2223	WCKJT95	ESBF	Greenlee	5310	8-Minivan	2017	Dodge	Mini	33556	25-Jan-19	5 - EXCELLENT	6	2	8	Yes
6939	WCECA44	ESBF	Graham	5310	6-LD Cut 10'-20'	2007	Ford	Maxi	117264	25-Jan-19	3 - FAIR	8	2	10	No
5311	WCHDB77	ESBF	Graham	5310	6-LD Cut 10'-20'	2013	Ford	Maxi	78044	29-Jan-19	4 - GOOD	8	2	10	Yes
8501	WCFSJ09	ESBF	Graham	5310	8-Minivan	2016	Dodge	Mini	72426	25-Jan-19	4 - GOOD	6	0	6	Yes
8500	WCFSJ08	ESBF	Graham	5310	8-Minivan	2016	Dodge	Mini	16390	25-Jan-19	4 - GOOD	6	0	6	Yes
1327	WCGHD98	ESBF	Graham	5310	8-Minivan	2012	Dodge	Amerivan	123881	25-Jan-19	4 - GOOD	6	2	8	No
2352	WCJZK71	ESBF	Greenlee	5310	6-LD Cut 10'-20'	2017	Starcraft	Cutaway	53271	25-Jan-19	5 - EXCELLENT	9	2	11	Yes
2451	WCFBV36	ESBF	Cochise	Local	8-Minivan	2010	Toyota	Mini	165269	25-Jan-19	3 - FAIR	6	0	6	No
2224	WCKJT94	ESBF	Greenlee	5310	8-Minivan	2017	Dodge	Mini	36460	25-Jan-19	5 - EXCELLENT	6	2	8	Yes
1324	WCGLR51	ESBF	Greenlee	5310	8-Minivan	2012	Dodge	American	157923	25-Jan-19	3 - FAIR	6	2	8	No
2221	WCKJT97	ESBF	Graham	5310	8-Minivan	2017	Dodge	Mini	29624	25-Jan-19	4 - GOOD	6	2	8	Yes
2222	WCKJT96	ESBF	Graham	5310	8-Minivan	2016	Dodge	Mini	47388	25-Jan-19	5 - EXCELLENT	6	1	7	Yes
1409	WCKGD69	ESBF	Graham	5310	6-LD Cut 10'-20'	2011	Ford	Cutaway	111185	25-Jan-19	3 - FAIR	9	2	11	Yes
9370	WCKGD66	ESBF	Greenlee	5310	6-LD Cut 10'-20'	2013	Ford	Cutaway	57549	25-Jan-19	3 - FAIR	9	2	11	Yes
9371	WCKGD67	ESBF	Greenlee	5310	6-LD Cut 10'-20'	2013	Ford	Cutaway	79052	25-Jan-19	3 - FAIR	9	2	11	Yes
9709	WCFAD34	ESBF	Santa Cruz	5310	6-LD Cut 10'-20'	2009	Ford	Maxi	31158	25-Jan-19	4 - GOOD	8	2	10	No
2619	WCCWY59	ESBF	Graham	5310	8-Minivan	2010	Dodge	Amerivan	127534	25-Jan-19	3 - FAIR	6	1	7	No
2620	WCCWY60	ESBF	Graham	5310	8-Minivan	2010	Dodge	Amerivan	154692	25-Jan-19	3 - FAIR	6	1	7	No
1507	WCLEC37	ESBF	Graham	5310	8-Minivan	2018	Dodge	Caravan	18750	25-Jan-19	5 - EXCELLENT	6	1	7	Yes
1326	WCGHD97	ESBF	Graham	5310	8-Minivan	2012	Dodge	Amerivan	117101	25-Jan-19	4 - GOOD	6	1	7	Yes
6910	WCEBS53	GCRC	Graham	5310	8-Minivan	2008	Chevy	DLS	175876	22-Jan-19	4 - GOOD	6	0	6	No
6223	WCDVB22	GCRC	Graham	5310	8-Minivan	2005	Nissan	Quest	106110	22-Jan-19	3 - FAIR	6	0	6	No
1963	WCFAD49	GCRC	Graham	5310	8-Minivan	2010	Toyota	Sienna	106912	22-Jan-19	4 - GOOD	6	0	6	Yes
6789	WCAPC17	GCRC	Graham	5310	7-Maxi/Standard Van	2000	Ford	WSD	178896	22-Jan-19	2 - POOR	9	0	9	No
4731	WCCJD39	GCRC	Graham	5310	7-Maxi/Standard Van	2005	GMC	SA3	131983	22-Jan-19	3 - FAIR	9	0	9	No
8710	WCHE30	GCRC	Graham	5310	6-LD Cut 10'-20'	2014	Starcraft	Bus	569424	22-Jan-19	4 - GOOD	9	2	11	Yes
6774	WCHWM91	GCRC	Graham	5310	6-LD Cut 10'-20'	2015	Chevy	Express	67537	22-Jan-19	4 - GOOD	9	0	9	Yes
7995	WCHWM92	GCRC	Graham	5310	6-LD Cut 10'-20'	2015	Chevy	Express	61212	22-Jan-19	4 - GOOD	9	0	9	Yes
0453	WCDZB96	GCRC	Graham	5310	6-LD Cut 10'-20'	2008	Ford	WSD	126400	22-Jan-19	4 - GOOD	9	0	9	No
0470	WCKPT66	GCRC	Graham		8-Minivan	2006	Ford		84231	22-Jan-19		0	0	0	
7863	WCKCX04	Horizon Health	Santa Cruz		7-Maxi/Standard Van	2017	Chevy	Express	40922	29-Jan-19	5 - EXCELLENT	8	0	8	Yes
1031	WCKPK85	Horizon Health	Cochise	5310	6-LD Cut 10'-20'	2017	Ford	Transit	43335	29-Jan-19	5 - EXCELLENT	8	2	10	Yes
4645	WCDLY07	Horizon Health	Cochise	5310	6-LD Cut 10'-20'	2006	Ford	Supreme	105253	29-Jan-19	3 - FAIR	8	2	10	No
2004	WCHKJ79	Horizon Health	Cochise		7-Maxi/Standard Van	2011	Ford	E350	109164	29-Jan-19	4 - GOOD	8	2	10	No
8549	WCGBW35	Horizon Health	Cochise	5310	6-LD Cut 10'-20'	2011	Ford	E350	82936	29-Jan-19	4 - GOOD	9	2	11	Yes
3691	GHD67	Horizon Health	Cochise	5310	8-Minivan	2012	Dodge	Caravan	125669	29-Jan-19	4 - GOOD	7	0	7	Yes

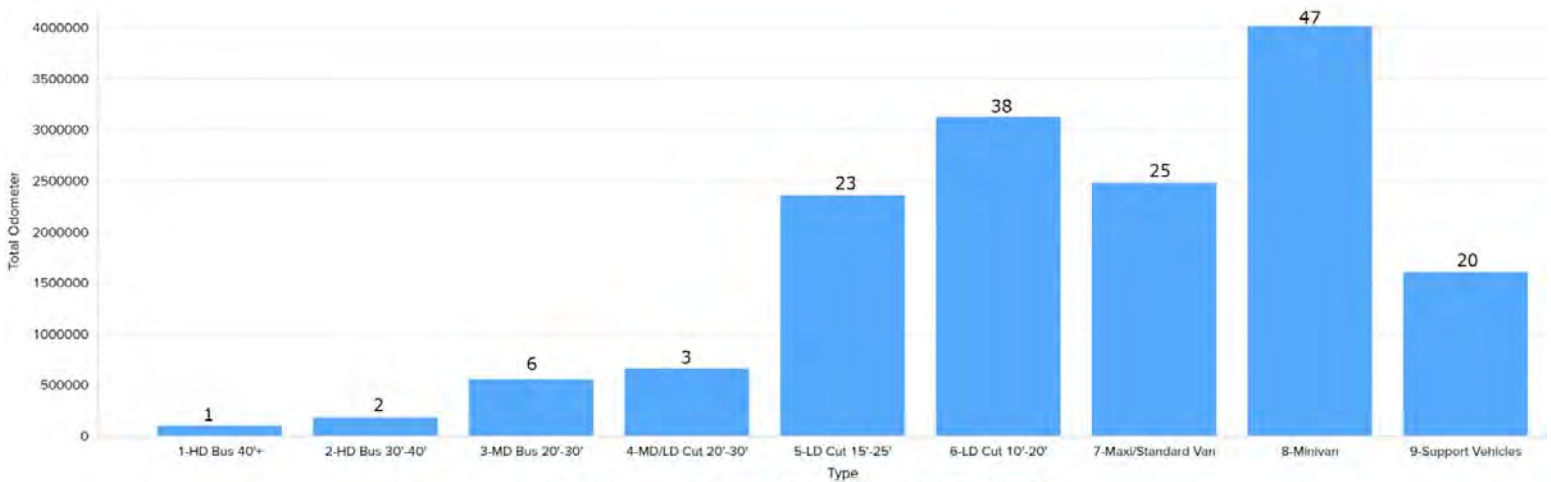
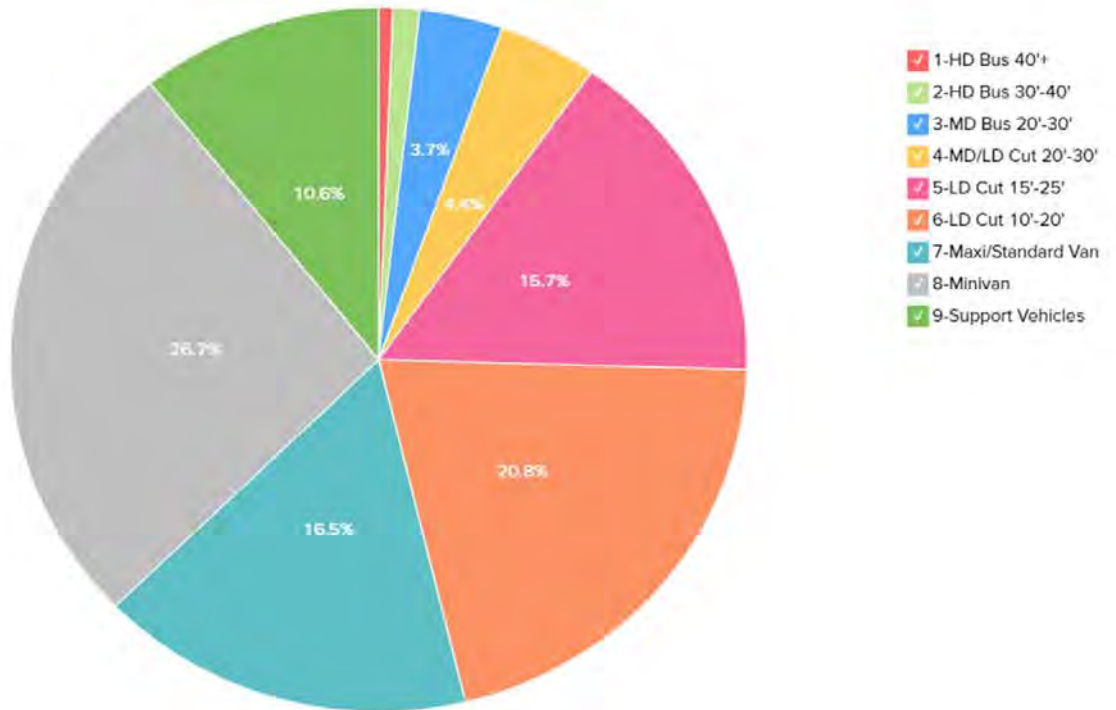
VIN ...	Plate	Agency	County	Funding...	Type	Year	Make	Model	O...	Odo Date	Condition Code	Ambulatory ...	W/C ...	Total Seats	Lein?
1408	WCGAB07	Horizon Health	Santa Cruz	5310	6-LD Cut 10'-20'	2011	Ford	E350	155357	29-Jan-19	3 - FAIR	8	2	10	Yes
9862	WCGAB21	Horizon Health	Santa Cruz	5310	7-Maxi/Standard Van	2011	Chevy	Express	133646	29-Jan-19	3 - FAIR	12	0	12	Yes
0793	WCFLZ63	Horizon Health	Santa Cruz	5310	6-LD Cut 10'-20'	2010	Ford	Supreme	81751	29-Jan-19	4 - GOOD	8	2	10	Yes
5669	WCCVZ02	Horizon Health	Santa Cruz	5310	6-LD Cut 10'-20'	2004	Ford	Supreme	93982	29-Jan-19	3 - FAIR	8	2	10	No
8339	G249BZ	Huachuca City	Cochise	Local	7-Maxi/Standard Van	2003	Ford	E350	131373	06-Feb-19	3 - FAIR	10	1	11	No
5672	G464DX	Huachuca City	Cochise	Local	5-LD Cut 15'-25'	2004	Ford	Supreme	58160	06-Feb-19	3 - FAIR	8	2	10	No
9929	G195EZ	Huachuca City	Cochise	Local	5-LD Cut 15'-25'	2011	Ford	CB	91780	06-Feb-19	3 - FAIR	9	1	10	Yes
5125	CH21850	Mary's Mission	Cochise	5310	7-Maxi/Standard Van	2012	Chevy	Express	84644	25-Jan-19	3 - FAIR	11	0	11	Yes
0893	WCGAB19	Mary's Mission	Cochise	5310	7-Maxi/Standard Van	2011	Chevy	Van	95400	25-Jan-19	3 - FAIR	11	0	11	Yes
0713	WCGAB22	Mary's Mission	Cochise	5310	7-Maxi/Standard Van	2011	Chevy	Van	90106	25-Jan-19	4 - GOOD	11	0	11	Yes
0652	WCFC090	Mt Graham Safe Hse	Graham	5310	8-Minivan	2011	Toyota	Sienna	67620	25-Jan-19	3 - FAIR	7	0	7	Yes
9842	WCGAB39	Mt Graham Safe Hse	Graham	5310	8-Minivan	2012	Toyota	Sienna	72149	25-Jan-19	4 - GOOD	6	0	6	Yes
3703	WCGLR79	Mt Graham Safe Hse	Greenlee	5310	8-Minivan	2012	Dodge	Caravan	85857	25-Jan-19	4 - GOOD	6	0	6	Yes
5892	G981DT	Pinal Hispanic Council	Santa Cruz	Local	8-Minivan	2010	Chrysler	Town and Country	114991	28-Jan-19	4 - GOOD	6	0	6	No
5678	G980DT	Pinal Hispanic Council	Santa Cruz	Local	8-Minivan	2010	Chrysler	Caravan	125457	25-Jan-19	4 - GOOD	6	0	6	No
6527	G428HK	Pinal Hispanic Council	Cochise		7-Maxi/Standard Van	2014	Ford	E350	51260	08-Jan-19	5 - EXCELLENT	12	0	12	No
2936	G101HG	Pinal Hispanic Council	Cochise		8-Minivan	2015	Dodge	Caravan	52060	28-Jan-19	5 - EXCELLENT	7	0	7	Yes
6318	G-983DT	Pinal Hispanic Council	Cochise	Local	8-Minivan	2010	Dodge	Caravan	85914	08-Jan-19	4 - GOOD	7	0	7	No
5571	G879HH	Pinal Hispanic Council	Santa Cruz	Local	8-Minivan	2015	Dodge	Caravan	75967	25-Jan-19	5 - EXCELLENT	7	0	7	Yes
4638	CBZ8894	SCCOA	Santa Cruz	Agency	7-Maxi/Standard Van	1998	GMC	Savana	169822	06-Feb-19	3 - FAIR	1	0	1	No
0152	WCECA26	SCCOA	Santa Cruz	Agency	7-Maxi/Standard Van	2007	Chevy	Express	101767	06-Feb-19	3 - FAIR	11	0	11	No
0255	WCGZZ73	SCTP	Santa Cruz	5310	6-LD Cut 10'-20'	2013	Ford	E350	36714	25-Feb-19	4 - GOOD	7	1	8	Yes
2490	WCJWL55	SCTP	Santa Cruz	5310	6-LD Cut 10'-20'	2012	Chevy	Express	69482	25-Feb-19	5 - EXCELLENT	6	0	6	Yes
1339	WCGHC46	SCTP	Santa Cruz	5310	8-Minivan	2012	Dodge	Amerivan	72179	25-Feb-19	4 - GOOD	7	2	9	Yes
2330	WCJZK74	SCTP	Santa Cruz	5310	6-LD Cut 10'-20'	2017	Ford	Starcraft	29264	25-Feb-19	4 - GOOD	9	1	10	Yes
1340	WCGHC47	SCTP	Santa Cruz	5310	8-Minivan	2012	Dodge	Amerivan	67216	25-Feb-19	4 - GOOD	7	2	9	Yes
8563	WCJZK72	SCTP	Santa Cruz	5310	6-LD Cut 10'-20'	2016	Dodge	Entervan	28556	25-Feb-19	4 - GOOD	7	2	9	Yes
9066	WCFLZ71	SCTP	Santa Cruz	5310	9-Support Vehicles	2011	Ford	F350	64339	25-Feb-19	4 - GOOD	6	0	6	Yes
0471	WCDLY12	SCTP	Santa Cruz	5310	6-LD Cut 10'-20'	2006	Ford	E350	70452	25-Feb-19	1 - FAILURE	8	2	10	Yes
6305	WCGAB01	SCTP	Santa Cruz	5310	9-Support Vehicles	2011	Chevy	2500 Trk	49997	25-Feb-19	4 - GOOD	6	0	6	Yes
1509	WCKWJ91	SCTP	Santa Cruz		8-Minivan	2018	Dodge	Caravan	7364	25-Feb-19	5 - EXCELLENT	5	1	6	Yes
4643	WCFSJ68	SCTP	Santa Cruz	5310	6-LD Cut 10'-20'	2006	Ford	E350	74037	25-Feb-19	3 - FAIR	7	2	9	Yes
3885	WCFC075	SCTP	Santa Cruz	5310	9-Support Vehicles	2009	Chevy	2500 Trk	64302	25-Feb-19	3 - FAIR	6	0	6	Yes
3480	WCDBK34	SCTP	Santa Cruz	5310	6-LD Cut 10'-20'	2005	Ford	E350	91760	25-Feb-19	3 - FAIR	7	2	9	Yes
7826	WCDXL69	SCTP	Santa Cruz	5310	8-Minivan	2008	Chevy	Uplander LS	123673	25-Feb-19	1 - FAILURE	7	0	7	No
6940	WCECA65	SCTP	Santa Cruz	5310	6-LD Cut 10'-20'	2007	Ford	VAN	59624	25-Feb-19	3 - FAIR	8	2	10	Yes
6941	WCECA64	SCTP	Santa Cruz	5310	6-LD Cut 10'-20'	2007	Ford	VAN	73062	25-Feb-19	3 - FAIR	8	2	10	Yes
3108	WCJWL30	SCTP	Santa Cruz	5310	5-LD Cut 15'-25'	2012	Chevy	Silverado	88606	25-Feb-19	4 - GOOD	6	0	6	Yes
3539	WCJWL54	SCTP	Santa Cruz	5310	6-LD Cut 10'-20'	2012	Chevy	Express	85267	25-Feb-19	4 - GOOD	12	0	12	Yes
6233	WCHNA47	SCTP	Santa Cruz	5310	9-Support Vehicles	2015	Chevy	Van	31907	25-Feb-19	5 - EXCELLENT	12	0	12	Yes
3705	WCJDC94	SCTP	Santa Cruz	5310	9-Support Vehicles	2016	Ford	Starcraft	91654	25-Feb-19	4 - GOOD	14	2	16	Yes
3468	WCJZK75	SCTP	Santa Cruz	5310	6-LD Cut 10'-20'	2017	Ford	Starcraft	29868	25-Feb-19	4 - GOOD	8	2	10	Yes
1322	WCJWL52	SEAGO	Cochise	5310	8-Minivan	2012	Chrysler	Caravan	68651	25-Jan-19	4 - GOOD	5	1	6	Yes

VIN ...	Plate	Agency	County	Funding...	Type	Year	Make	Model	O...	Odo Date	Condition Code	Ambulatory ...	W/C ...	Total Seats	Lein?
2231	WCKPK96	Senior Citizens of Patagonia	Santa Cruz	5310	6-LD Cut 10'-20'	2017	Dodge	Entervan	13400	25-Jan-19	5 - EXCELLENT	5	1	6	Yes
3728	WCGLR75	Senior Citizens of Patagonia	Santa Cruz	5310	6-LD Cut 10'-20'	2012	Dodge	Caravan	104163	04-Jan-19	4 - GOOD	6	0	6	Yes
1410	WCGAB13	Senior Citizens of Patagonia	Santa Cruz	5310	6-LD Cut 10'-20'	2011	Ford	E350	34500	30-Jan-19	4 - GOOD	9	1	10	Yes
1589	WCKFH68	ViCaP	Cochise		8-Minivan	2006	Chrysler	Town and Country	124493	25-Jan-19	4 - GOOD	6	0	6	No
2923	WCJWM12	ViCaP	Cochise	5310 Local	6-LD Cut 10'-20'	2012	Ford	F350	71955	25-Jan-19	5 - EXCELLENT	8	2	10	Yes
4178	WCLLS26	ViCaP	Cochise	Local	8-Minivan	2011	Dodge	Caravan	34201	22-Jan-19	4 - GOOD	4	1	5	No
0878	WCHCL84	ViCaP	Cochise		8-Minivan	2012	Toyota	Sienna	46318	25-Jan-19		7	0	7	
9531	G671JA	Vista Transit	Cochise	5307	9-Support Vehicles	2018	Chevy	Colorado	3563	30-Jan-19	5 - EXCELLENT	4	0	4	Yes
1201	G597HR	Vista Transit	Cochise	5311	5-LD Cut 15'-25'	2016	GMC	Arboc	47030	25-Jan-19	5 - EXCELLENT	18	2	20	Yes
8471	G598HR	Vista Transit	Cochise	5311	5-LD Cut 15'-25'	2016	GMC	Arboc	43190	25-Jan-19	5 - EXCELLENT	18	2	20	Yes
9863	G347JC	Vista Transit	Cochise	5307	5-LD Cut 15'-25'	2018	GMC	Arboc	11560	25-Jan-19	5 - EXCELLENT	18	2	20	Yes
6116	G308GR	Vista Transit	Cochise	5311	5-LD Cut 15'-25'	2013	GMC	Arboc	124479	25-Jan-19	4 - GOOD	17	2	19	Yes
6218	G309GR	Vista Transit	Cochise	5307	5-LD Cut 15'-25'	2013	GMC	Arboc	132299	25-Jan-19	4 - GOOD	17	2	19	Yes
1287	G275GZ	Vista Transit	Cochise	5311	1-HD Bus 40'+	2014	GMC	Arboc	92760	25-Jan-19	4 - GOOD	18	2	20	Yes
0540	G575GA	Vista Transit	Cochise	5311	8-Minivan	2010	Dodge	Caravan	23893	30-Jan-19	4 - GOOD	7	1	8	Yes
0498	G274GZ	Vista Transit	Cochise	5311	5-LD Cut 15'-25'	2014	GMC	Arboc	120479	25-Jan-19	4 - GOOD	18	2	20	Yes
0108	G404FY	Vista Transit	Cochise	5311	5-LD Cut 15'-25'	2009	GMC	Arboc	162118	25-Jan-19	4 - GOOD	21	2	23	Yes
3692	G576GA	Vista Transit	Cochise	5311	5-LD Cut 15'-25'	2009	Chevrolet	Arboc	161940	25-Jan-19	4 - GOOD	21	2	23	Yes
4333	G451FZ	Vista Transit	Cochise	Local	5-LD Cut 15'-25'	2010	EIDorado	Arboc	161702	25-Jan-19	4 - GOOD	30	2	32	No
4334	G453FZ	Vista Transit	Cochise	Local	5-LD Cut 15'-25'	2010	EIDorado	Arboc	148196	25-Jan-19	4 - GOOD	30	2	32	No
4335	G452FZ	Vista Transit	Cochise	Local	2-HD Bus 30'-40'	2010	EIDorado	#381	144056	25-Jan-19	4 - GOOD	30	2	32	No
1510	WCLAZ81	Wellness Connections	Graham	5310	8-Minivan	2018	Dodge	Caravan	3413	25-Jan-19	5 - EXCELLENT	6	1	7	Yes
4084	WCHFR27	Wellness Connections	Santa Cruz		7-Maxi/Standard Van	2009	Ford	Econoline	159858	25-Jan-19	3 - FAIR	11	0	11	No
5556	WCCTK29	Wellness Connections	Cochise		9-Support Vehicles	2005	Dodge	Caravan	181537	29-Jan-19	3 - FAIR	6	0	6	No
2234	WCJYG37	Wellness Connections	Santa Cruz	5310	6-LD Cut 10'-20'	2017	Dodge	Caravan	14852	25-Jan-19	5 - EXCELLENT	5	1	6	Yes
6443	WCGHT95	Wellness Connections	Graham		9-Support Vehicles	2003	Chevy	Silverado	134348	25-Jan-19	3 - FAIR	2	0	2	No
2863	WCHCL75	Wellness Connections	Santa Cruz	5310	9-Support Vehicles	2018	Chevy	Suburban	4781	25-Jan-19	5 - EXCELLENT	7	0	7	Yes
4262	WCAGN54	Wellness Connections	Cochise		9-Support Vehicles	2006	Chrysler	Town and Country	140398	08-Jan-19	3 - FAIR	6	0	6	No
6215	WCGAK06	Wellness Connections	Graham		5-LD Cut 15'-25'	2011	Toyota	Sienna	125401	25-Jan-19	3 - FAIR	6	0	6	No
6994	WCJYM93	Wellness Connections	Cochise	5310	6-LD Cut 10'-20'	2016	Ford	E350	25883	25-Jan-19	5 - EXCELLENT	14	2	16	Yes
3981	WCFJZ16	Wellness Connections	Cochise	5310	8-Minivan	2016	Dodge	Caravan	42071	25-Jan-19	5 - EXCELLENT	6	0	6	Yes
0858	WCHBG43	Wellness Connections	Cochise		9-Support Vehicles	2012	Honda	Civic	103761	25-Jan-19	4 - GOOD	4	0	4	No
3440	WCGJT94	Wellness Connections	Cochise		9-Support Vehicles	2006	Chrysler	Pacifica	162733	25-Jan-19	4 - GOOD	6	0	6	No
2427	WCDDG06	Wellness Connections	Cochise		7-Maxi/Standard Van	2005	Chevy	Express	243525	25-Jan-19	3 - FAIR	15	0	15	No
6986	WCJTD92	Wellness Connections	Graham	5310	6-LD Cut 10'-20'	2016	Ford	E450	30977	25-Jan-19	5 - EXCELLENT	9	2	11	Yes
8125	WCHEK50	Wellness Connections	Santa Cruz		9-Support Vehicles	2007	Honda	Odyssey	153297	25-Jan-19	3 - FAIR	6	0	6	No
9026	WCFLZ76	WTP	Cochise	5310	7-Maxi/Standard Van	2010	Chevy	Express	96016	25-Jan-19	3 - FAIR	10	0	10	Yes
9950	CH21839	WTP	Cochise	5310	9-Support Vehicles	2012	Chevy	Silverado	148263	25-Jan-19	4 - GOOD	5	0	5	Yes

VEHICLES BY YEAR

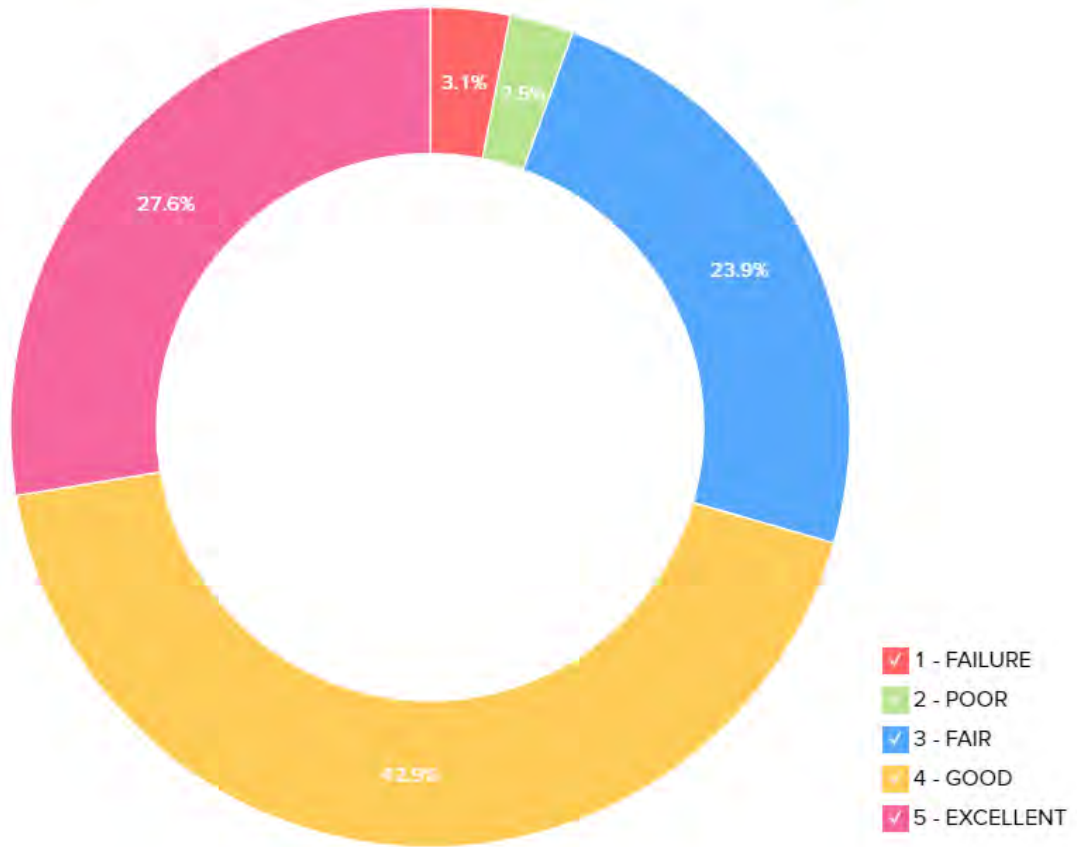


VEHICLE MILEAGE BY TYPE

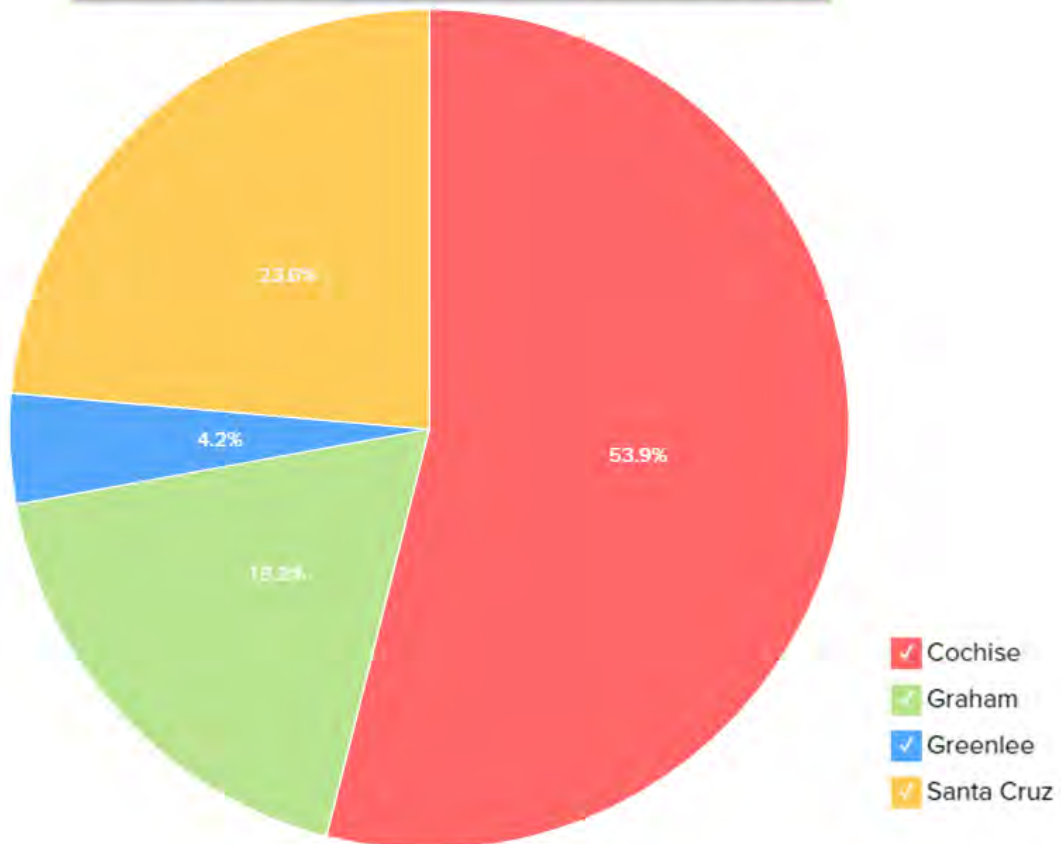


Type	Total Odometer	No. of Vehicles	Avg Mileage
1-HD Bus 40'+	92,760	1	92,760
2-HD Bus 30'-40'	176,167	2	88,084
3-MD Bus 20'-30'	549,293	6	91,549
4-MD/LD Cut 20'-30'	655,554	3	218,518
5-LD Cut 15'-25'	2,353,051	23	102,307
6-LD Cut 10'-20'	3,120,543	38	82,120
7-Maxi/Standard Van	2,474,281	25	98,971
8-Minivan	4,009,668	47	85,312
9-Support Vehicles	1,600,854	20	80,043

VEHICLES BY CONDITION



VEHICLE DISTRIBUTION BY COUNTY



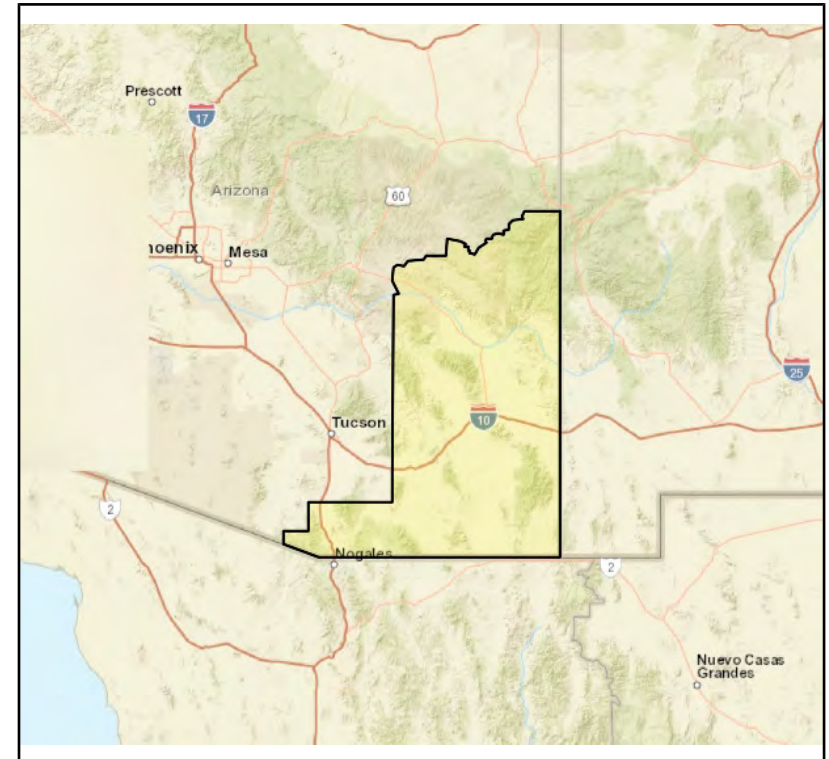
ATTACHMENT C

SEAGO Region FY18 Demographic Data Table



Southeastern Arizona Governments Association has a population of **219,942** with a minority* population of **118,812** or **54.02%**.

Southeastern Arizona Governments Association has **79,068** total households.



About the U.S. Census Bureau's 2013-2017 American Community Survey 5 year Estimates

The American Community Survey (ACS) is a nationwide survey that uses continuous, multi-year sampling to produce estimates for a variety of geographical areas, the smallest being the Census Block Group. MAG uses the 5-year estimates because they provide increased statistical reliability for less populated areas and small population groups. ACS is a sample, meaning that it is not a full census of the population. For the 5 year estimates, surveys are collected from a sample population over the 5 year period. These surveys are then used to create estimates for the whole population. And, because it is an estimate of the whole population, there is a degree of uncertainty in the results. This degree of uncertainty is reflected in the margins of error that are calculated and reported along with the results of the survey. The margins of error are calculated at the 90 percent confidence level, meaning that users of the data can be 90 percent confident that the range reflected in the margin of error contains the true value. The margins of error are not reported on this web site, but are available from the Census at <http://factfinder.census.gov/> or are available upon request from MAG. More information on the methodology of the American Community Survey is available at <http://www.census.gov/acs/>.

* Minority population is defined as the population that is of any race other than non-hispanic white.

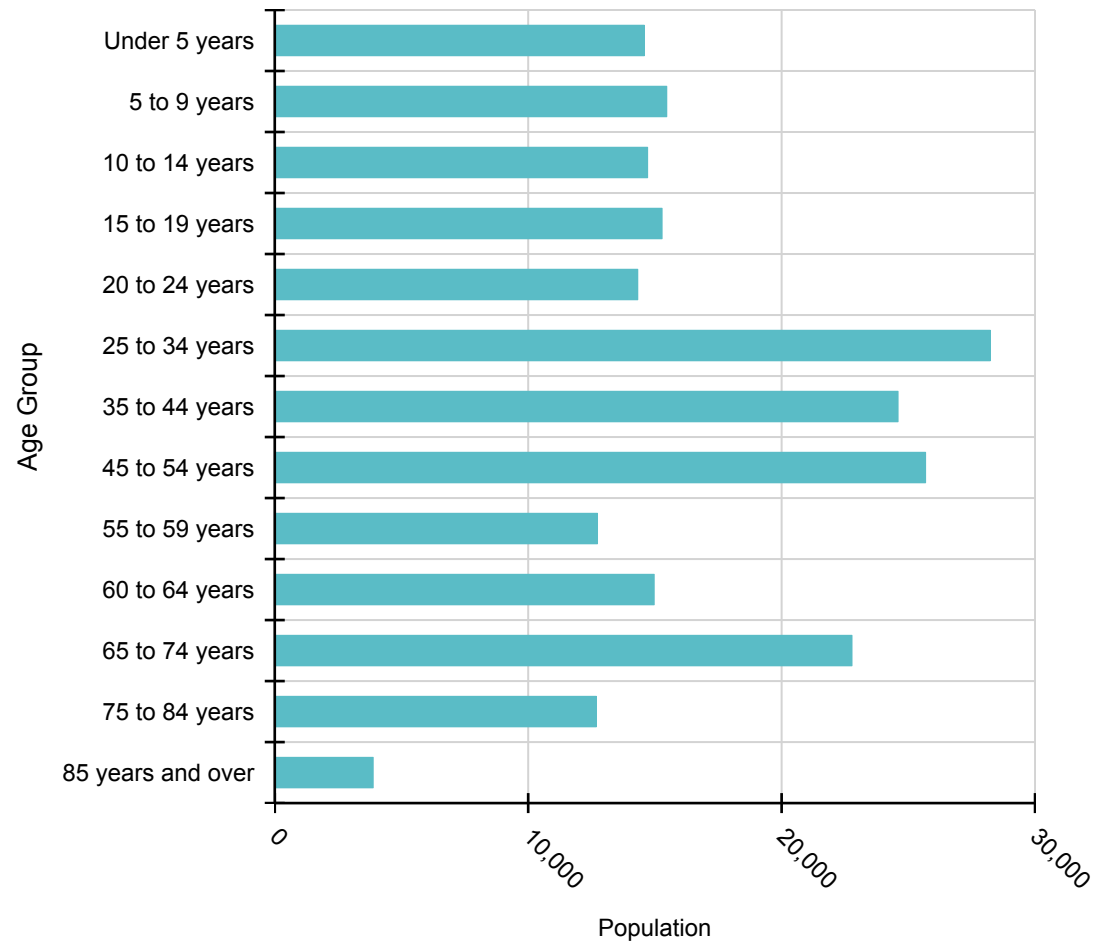
Demographic Composition of the SEAGO Region

	Total Population	Race								Hispanic or Latino (of any race)
		One Race							Two or More	
		Population - One Race	White Alone	Black or African American, Alone	American Indian or Alaska Native, Alone	Asian, Alone	Native Hawaiian and Other Pacific Islander,	Some Other Race, Alone		
Cochise County Total	131,346	126,071	103,085	5,465	1,589	2,525	418	12,989	5,275	42,543
PLACES										
Benson, City	5,105	4,922	4,481	51	49	37	8	296	183	1,126
Bisbee, City	5,575	5,370	4,696	80	81	26	8	479	205	2,019
Douglas, City	17,378	16,926	11,848	483	296	81	10	4,208	452	14,353
Huachuca City, Town	1,853	1,753	1,429	119	26	38	15	126	100	364
Sierra Vista, City	43,888	41,373	32,695	3,951	467	1,781	269	2,210	2,515	8,527
Tombstone, City	1,380	1,333	1,269	6	9	9	1	39	47	288
Willcox, City	3,757	3,643	2,539	43	48	25	7	981	114	1,883
TOTAL PLACES	78,936	75,320	58,957	4,733	976	1,997	318	8,339	3,616	28,560
Graham County Total	37,220	36,172	26,827	683	5,376	200	52	3,034	1,048	11,320
PLACES										
Pima, Town	2,387	2,300	2,086	9	15	3	3	184	87	500
Safford, City	9,566	9,210	7,789	116	153	85	5	1,062	356	4,166
Thatcher, Town	4,865	4,698	4,143	87	88	35	11	334	167	1,052
San Carlos Apache Tribe	4,780	4,612	19	1	4,591	0	1	0	16	152
TOTAL PLACES	21,598	20,820	14,037	213	4,847	123	20	1,580	626	5,870
Greenlee County Total	8,437	8,117	6,514	89	195	46	5	1,268	320	4,040
PLACES										
Clifton, Town	3,311	3,140	2,342	28	109	23	3	635	171	1,991
Duncan, town	696	671	563	8	12	0	1	87	25	235
TOTAL PLACES	4,007	3,811	2,905	36	121	23	4	722	196	2,226
Santa Cruz County Total	47,420	46,467	34,835	179	328	255	15	10,855	953	39,273
PLACES										
Nogales, City	20,837	20,338	14,933	75	140	126	4	5,060	499	19,793
Patagonia, Town	913	903	801	2	20	0	0	80	10	387
TOTAL PLACES	21,750	21,241	15,734	77	160	126	4	5,140	509	20,180
TOTAL SEAGO REGION	224,423	216,827	171,261	6,416	7,488	3,026	490	28,146	7,596	97,176

American Community Survey 2013-2017 5yr Estimates

Age		
Name	Total	Percent
Total	219,942	N/A
Under 5 years	14,583	6.6 %
5 to 9 years	15,468	7.0 %
10 to 14 years	14,713	6.7 %
15 to 19 years	15,284	6.9 %
20 to 24 years	14,324	6.5 %
25 to 34 years	28,234	12.8 %
35 to 44 years	24,595	11.2 %
45 to 54 years	25,681	11.7 %
55 to 59 years	12,735	5.8 %
60 to 64 years	14,973	6.8 %
65 to 74 years	22,777	10.4 %
75 to 84 years	12,690	5.8 %
85 years and over	3,885	1.8 %

Universe: Total Population

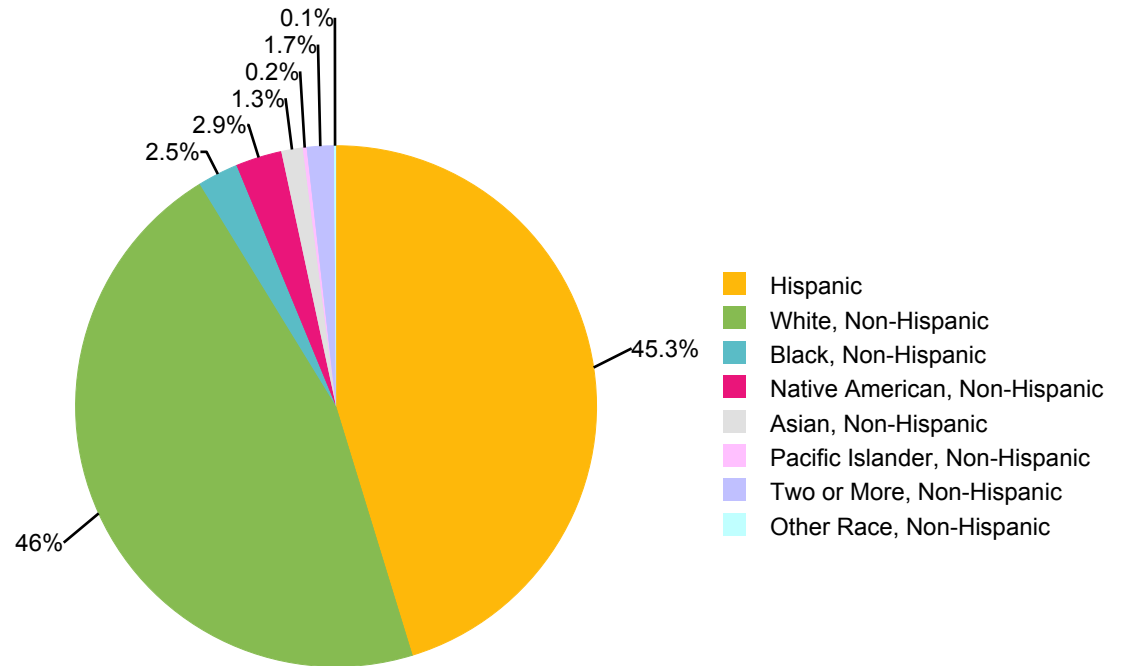


Race and Ethnicity

American Community Survey 2013-2017 5yr Estimates

Race and Ethnicity		
Name	Total	Percent
Total	219,942	N/A
Hispanic	99,540	45.3 %
White, Non-Hispanic	101,130	46.0 %
Black, Non-Hispanic	5,561	2.5 %
Native American, Non-Hispanic	6,294	2.9 %
Asian, Non-Hispanic	2,931	1.3 %
Pacific Islander, Non-Hispanic	522	0.2 %
Two or More, Non-Hispanic	3,690	1.7 %
Other Race, Non-Hispanic	274	0.1 %

Universe: Total Population

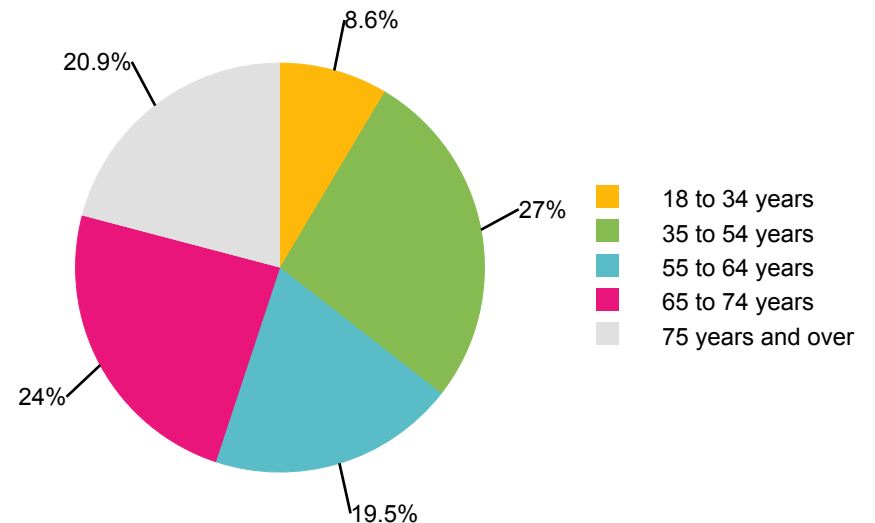
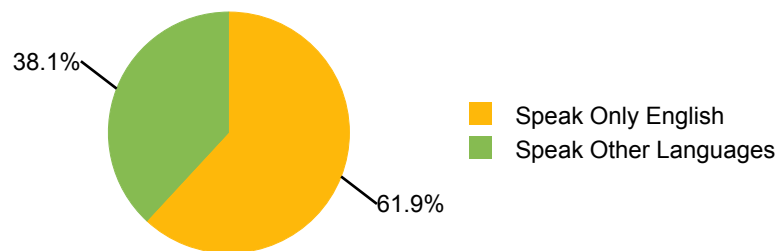


Ability to Speak English / Veterans Status by Age

American Community Survey 2013-2017 5yr Estimates

Ability to Speak English		
Name	Total	Percent
Speak Only English	127,075	61.9 %
Speak Other Languages	78,284	38.1 %
Speak English "very well"	53,665	N/A
Persons with Limited English Proficiency (LEP)	24,619	N/A
Speak English "well"	12,540	N/A
Speak English "not well"	7,532	N/A
Speak English "not at all"	4,547	N/A

Veterans Status		
Name	Total	Percent
Civilian Population 18 years and over	162,307	N/A
Civilian veterans	22,304	13.7 %
Male	19,657	N/A
Female	2,647	N/A
18 to 34 years	1,907	8.6 %
35 to 54 years	6,019	27.0 %
55 to 64 years	4,359	19.5 %
65 to 74 years	5,358	24.0 %
75 years and over	4,661	20.9 %



Universe: Population 5 years and over

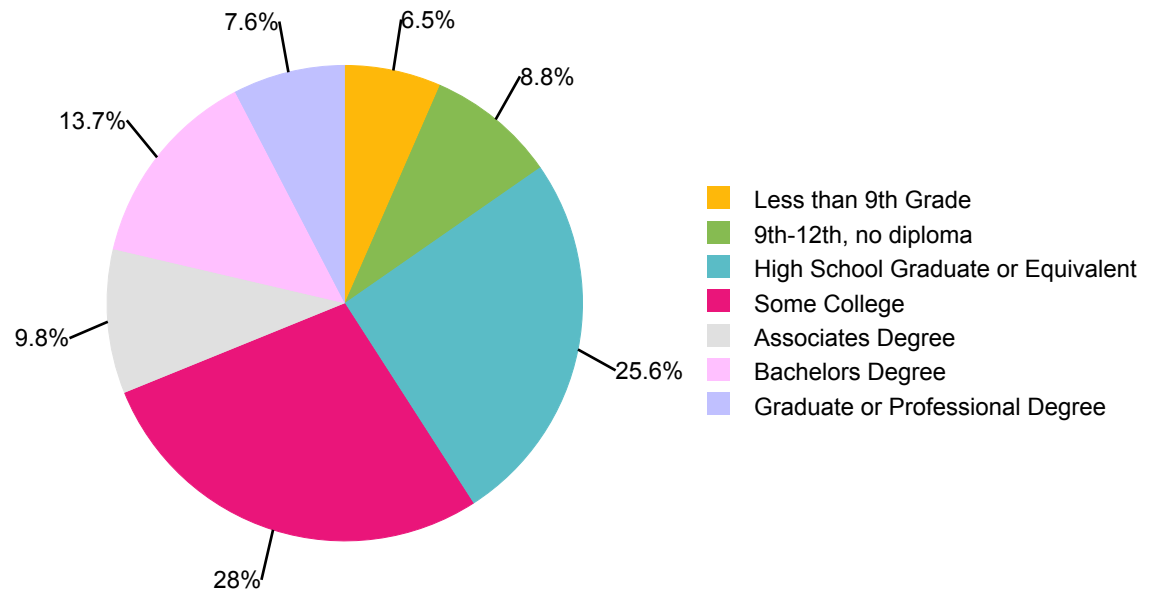
Universe: Civilian Population 18 years and over

Educational Attainment

American Community Survey 2013-2017 5yr Estimates

Educational Attainment		
Name	Total	Percent
Population 25 and over	145,570	100.0 %
Less than 9th Grade	9,529	6.5 %
9th-12th, no diploma	12,797	8.8 %
High School Graduate or Equivalent	37,215	25.6 %
Some College	40,695	28.0 %
Associates Degree	14,259	9.8 %
Bachelors Degree	19,976	13.7 %
Graduate or Professional Degree	11,099	7.6 %

Universe: Population Age 25 Years and Over



Household Income and Households

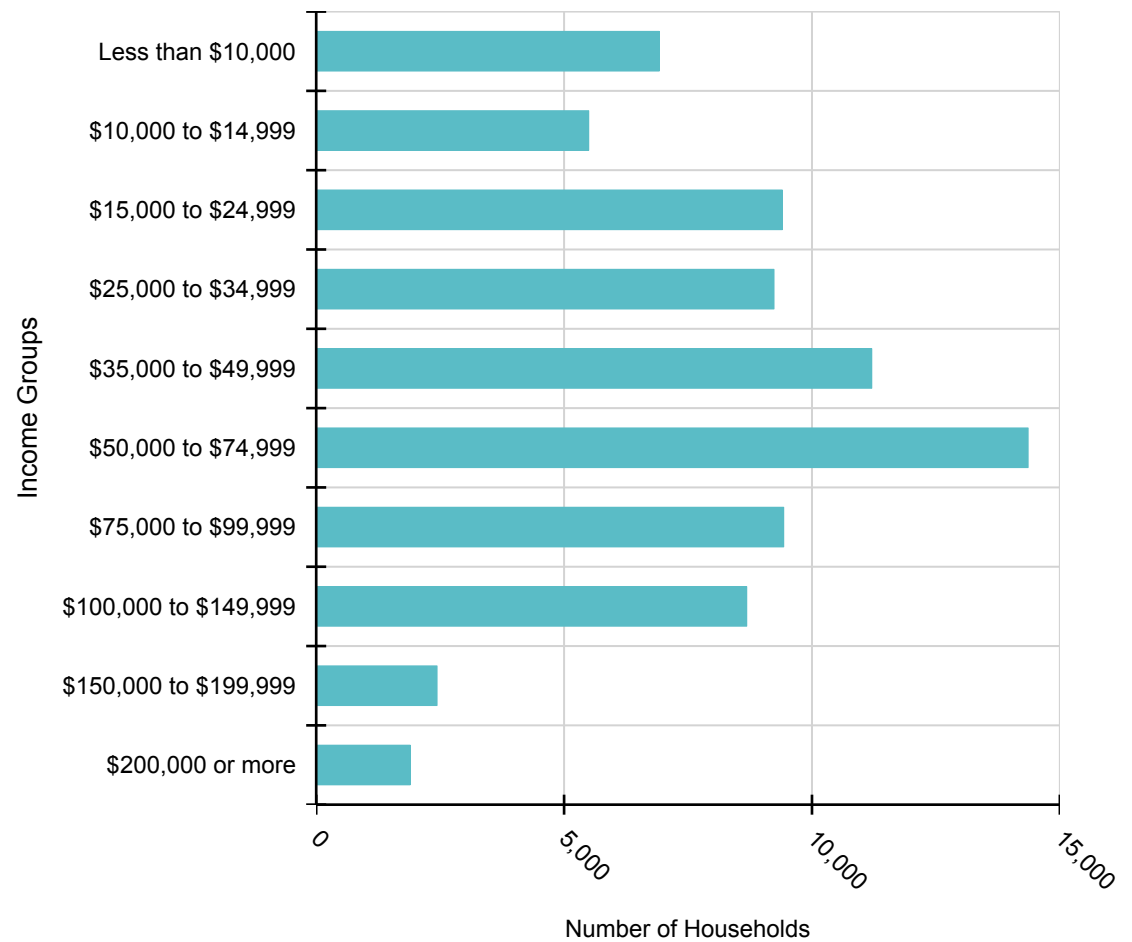
American Community Survey 2013-2017 5yr Estimates

Household Income (In 2017 inflation-adjusted dollars)		
Name	Total	Percent
Total Households	79,068	N/A
Median Household Income	\$	N/A
Less than \$10,000	6,920	8.8 %
\$10,000 to \$14,999	5,497	7.0 %
\$15,000 to \$24,999	9,402	11.9 %
\$25,000 to \$34,999	9,234	11.7 %
\$35,000 to \$49,999	11,206	14.2 %
\$50,000 to \$74,999	14,360	18.2 %
\$75,000 to \$99,999	9,430	11.9 %
\$100,000 to \$149,999	8,684	11.0 %
\$150,000 to \$199,999	2,438	3.1 %
\$200,000 or more	1,897	2.4 %

Universe: Households

Households		
Name	Total	Percent
Total Households	79,068	N/A
Average Household Size		N/A
Family Households (Families)	54,534	69.0 %
Married-couple family	40,047	N/A
Female Householder, no husband present	10,330	N/A
with own children under 18 years	5,823	N/A
Nonfamily Households	24,534	31.0 %
Householder living alone	21,052	N/A

Universe: Households



Poverty Status

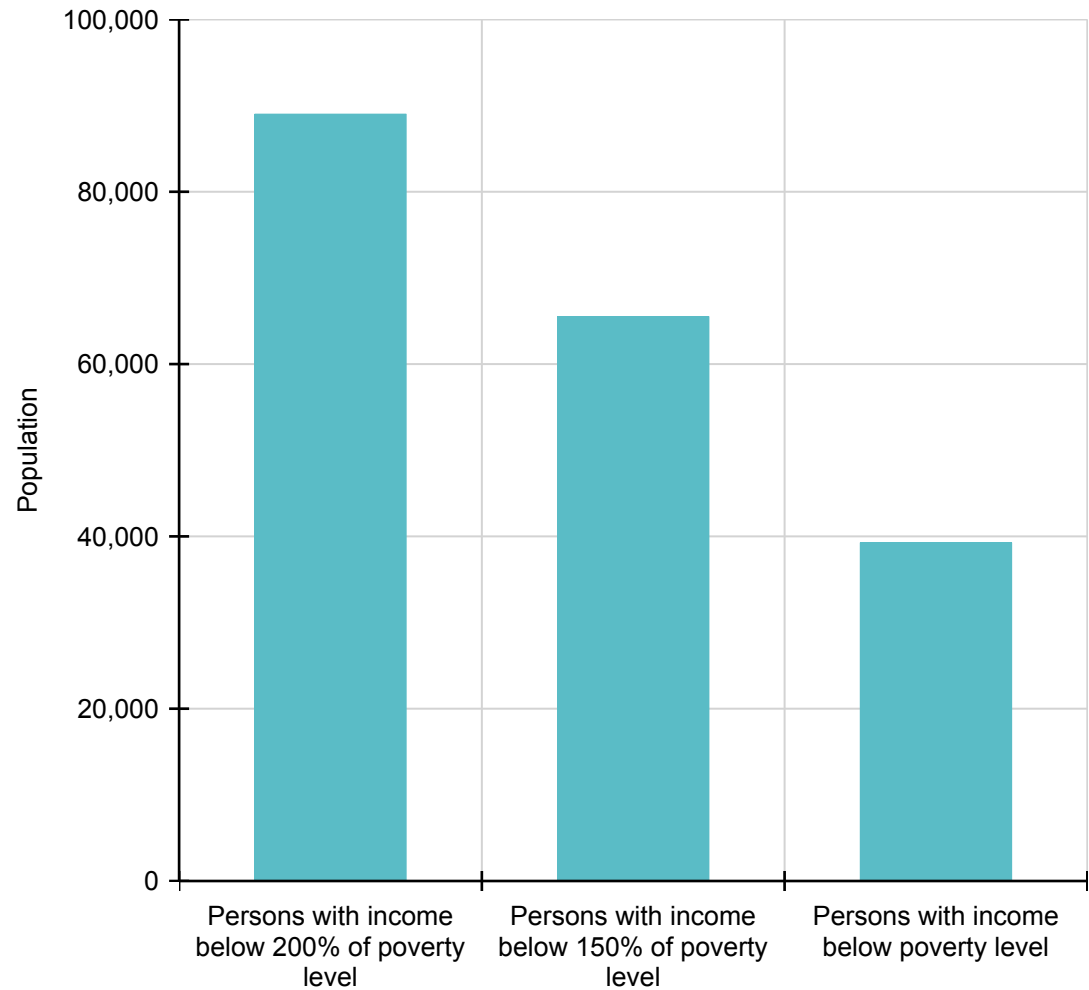
American Community Survey 2013-2017 5yr Estimates

Poverty Status in the Past 12 Months		
Name	Total	Percent
Persons for whom poverty status is determined	204,643	N/A
Persons with income below poverty level	39,261	19.2 %
Persons with income below 150% of poverty level	65,513	32.0 %
Persons with income below 200% of poverty level	89,009	43.5 %

Universe: Persons for whom poverty status is determined

Poverty Status for Families in the Past 12 Months		
Name	Total	Percent
Total Families	54,534	N/A
Families with income below poverty level	8,341	15.3 %
Married-couple family	3,531	N/A
with related children under 18 years	2,045	N/A
Female householder, no husband present	3,710	N/A
with related children under 18 years	3,279	N/A
Male householder, no wife present	1,100	N/A
with related children under 18 years	866	N/A

Universe: Families

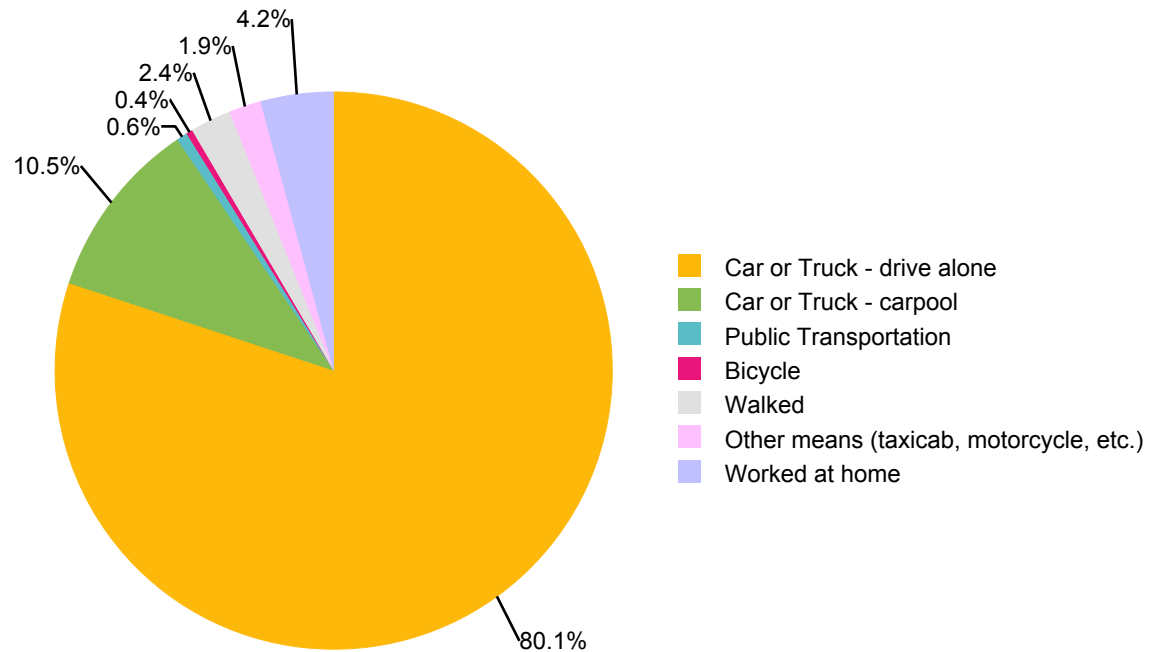


Modes of Transportation

American Community Survey 2013-2017 5yr Estimates

Commuting to Work		
Name	Total	Percent
Workers 16 years and over	79,161	N/A
Car or Truck - drive alone	63,388	80.1 %
Car or Truck - carpool	8,276	10.5 %
Public Transportation	500	0.6 %
Bicycle	292	0.4 %
Walked	1,882	2.4 %
Other means (taxicab, motorcycle, etc.)	1,475	1.9 %
Worked at home	3,348	4.2 %

Universe: Workers age 16 years and over

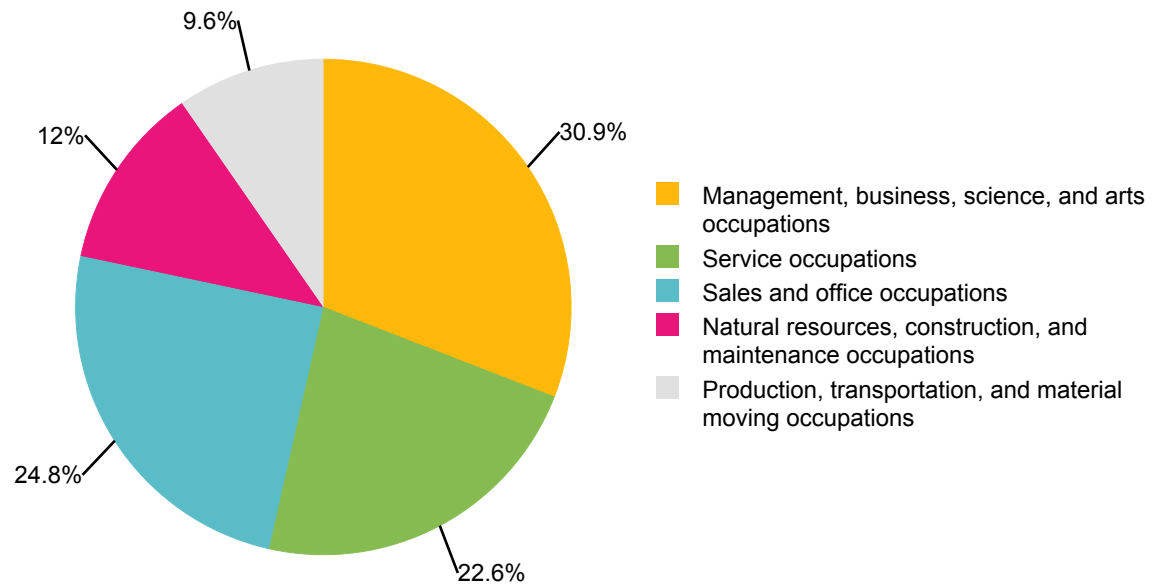


Occupation

American Community Survey 2013-2017 5yr Estimates

Occupation		
Name	Total	Percent
Civilian employed population 16 years and over	76,912	N/A
Management, business, science, and arts occupations	23,763	30.9 %
Service occupations	17,407	22.6 %
Sales and office occupations	19,062	24.8 %
Natural resources, construction, and maintenance occupations	9,258	12.0 %
Production, transportation, and material moving occupations	7,422	9.6 %

Universe: Civilian employed population 16 years and over



Occupancy, Tenure, Value, and Rent

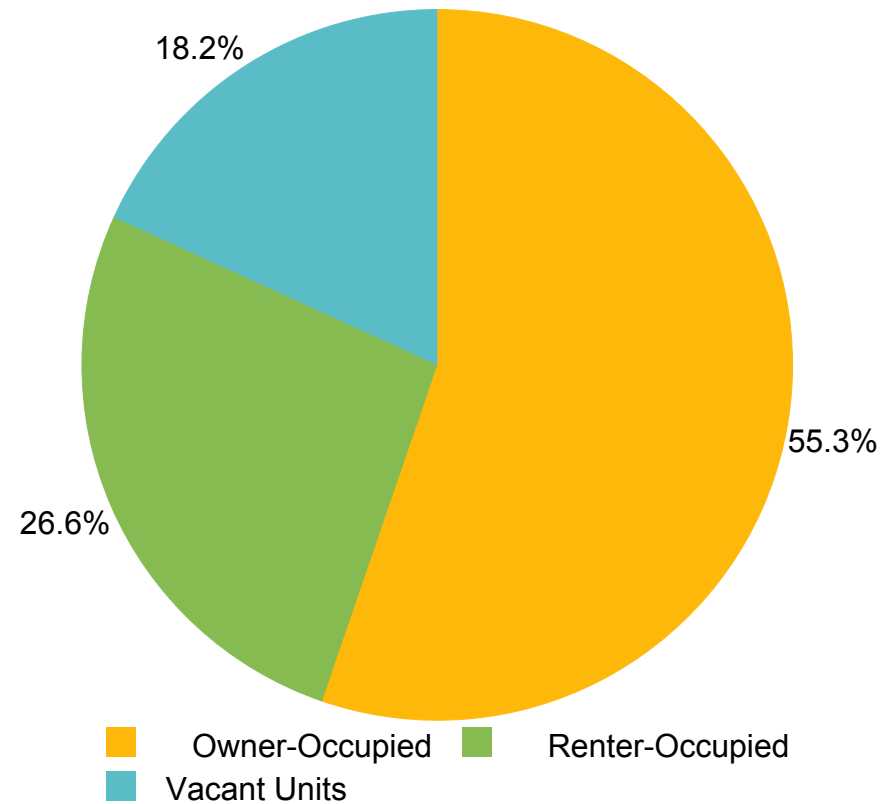
American Community Survey 2013-2017 5yr Estimates

Housing			
Name	Total	Percent	Per Sq Mile
Housing Units	96,631	N/A	
Occupied Housing Units	79,068	81.8 %	
Owner-Occupied	53,401	55.3 %	
Renter-Occupied	25,667	26.6 %	
Vacant Units	17,563	18.2 %	
Median Housing Value	\$	N/A	N/A
Median Rent	\$	N/A	N/A

Universe: Housing Units

Housing		
Name	Total	Percent
Total Housing Units	96,631	N/A
1, detached	62,964	65.2 %
1, attached	2,272	2.4 %
2 to 9	6,456	6.7 %
10 or more	5,552	5.7 %
Mobile Home	18,919	19.6 %
Boat, RV, van, etc.	468	0.5 %

Universe: Housing Units

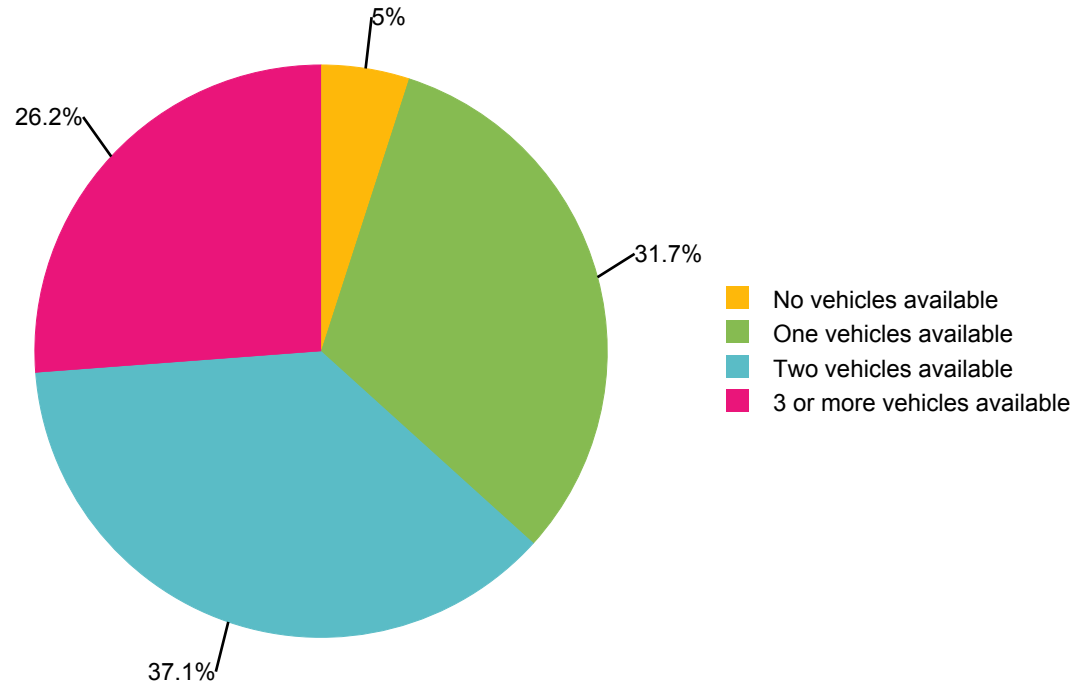


Vehicles Available

American Community Survey 2013-2017 5yr Estimates

Vehicles Available		
Name	Total	Percent
Total Occupied Housing Units	79,068	N/A
No vehicles available	3,935	5.0 %
One vehicles available	25,082	31.7 %
Two vehicles available	29,342	37.1 %
3 or more vehicles available	20,709	26.2 %

Universe: Occupied Housing Units

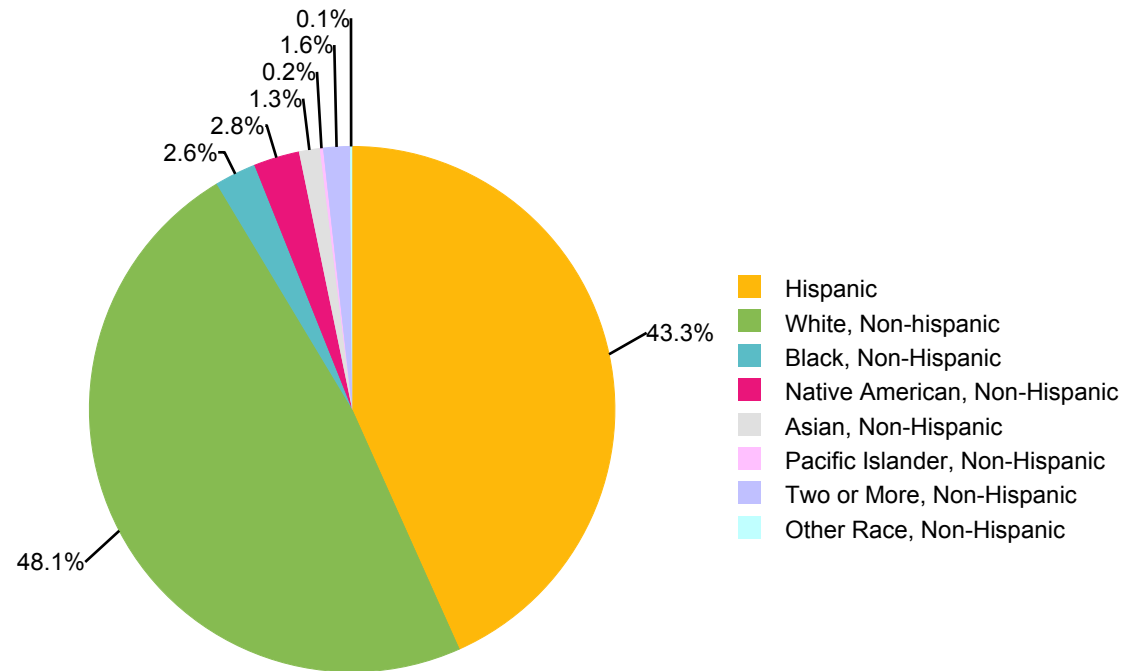


Race

U.S. Census Bureau, 2010 Decennial Census

Race		
Name	Total	Percent
Total Population	224,423	N/A
Hispanic	97,176	43.3 %
White, Non-hispanic	107,906	48.1 %
Black, Non-Hispanic	5,737	2.6 %
Native American, Non-Hispanic	6,320	2.8 %
Asian, Non-Hispanic	2,882	1.3 %
Pacific Islander, Non-Hispanic	440	0.2 %
Two or More, Non-Hispanic	3,684	1.6 %
Other Race, Non-Hispanic	278	0.1 %

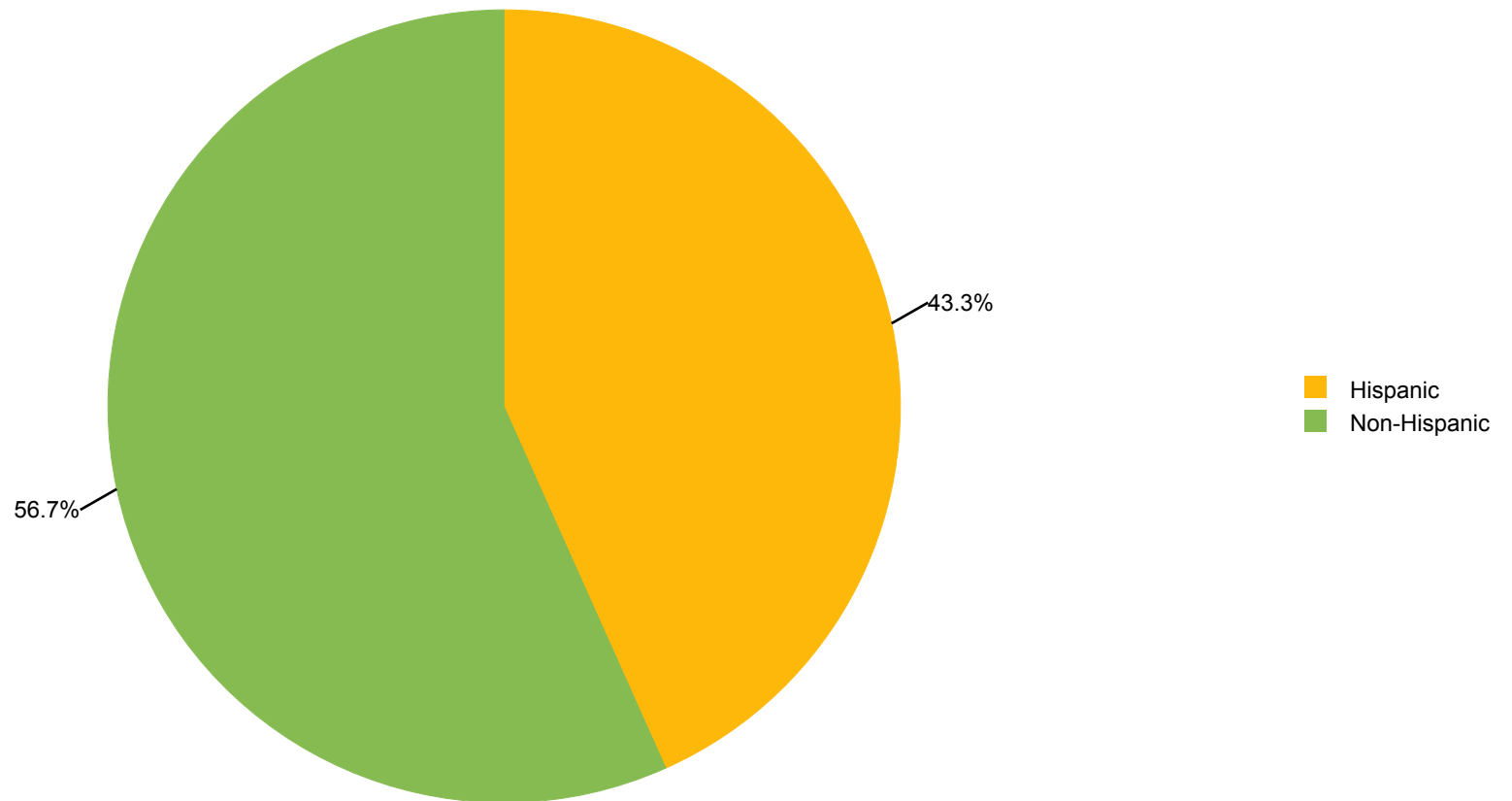
Universe: Total Population



U.S. Census Bureau, 2010 Decennial Census

Ethnicity		
Name	Total	Percent
Total Population	224,423	N/A
Hispanic	97,176	43.3 %
Non-Hispanic	127,247	56.7 %

Universe: Total Population



Source: U.S. Census Bureau, 2010 Decennial Census

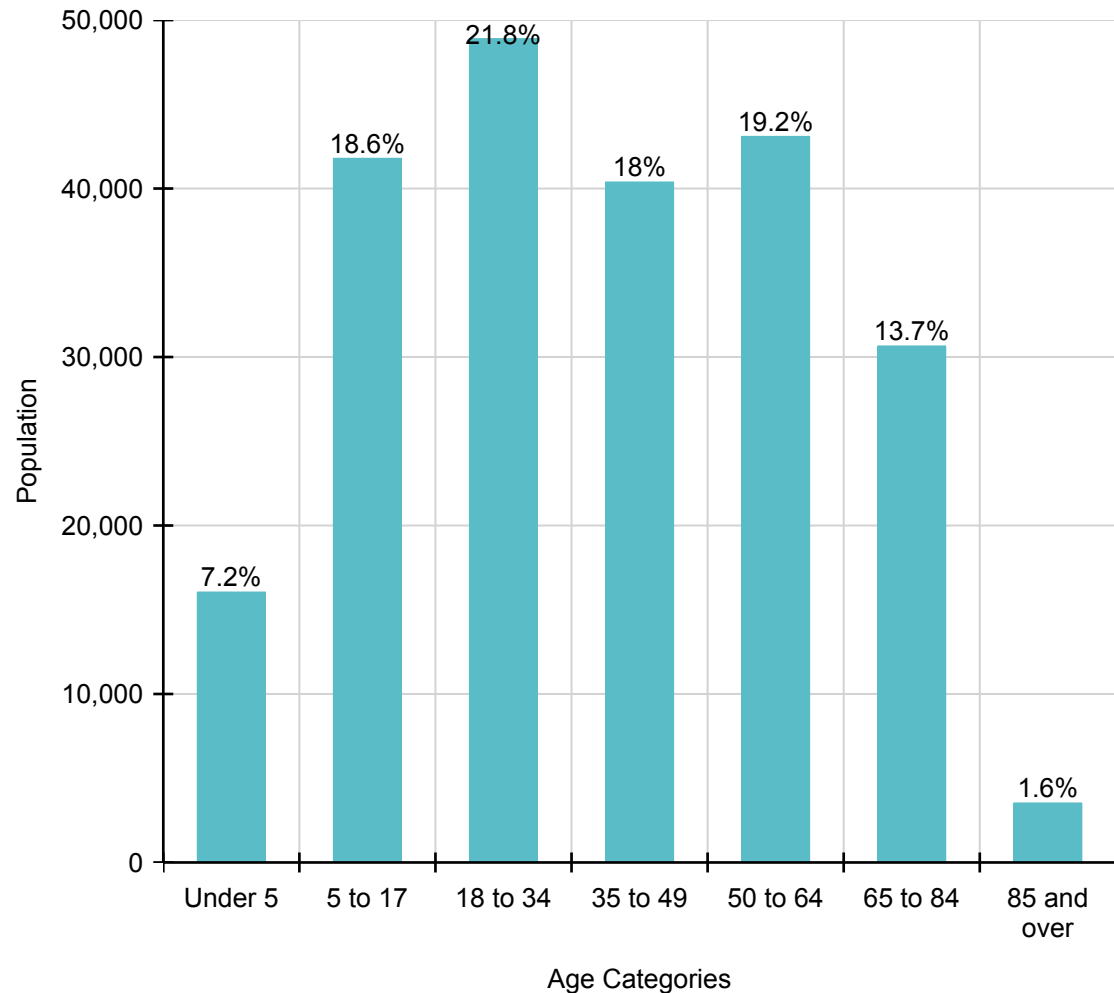
Report Generated: 2/26/2019

Page: 13

U.S. Census Bureau, 2010 Decennial Census

Age		
Name	Total	Percent
Median Age		N/A
Under 05	16,052	7.2 %
5 to 17	41,796	18.6 %
18 to 34	48,901	21.8 %
35 to 49	40,389	18.0 %
50 to 64	43,096	19.2 %
65 to 84	30,657	13.7 %
85 and over	3,532	1.6 %
50 Plus	77,285	34.4 %
60 Plus	47,572	21.2 %
65 Plus	34,189	15.2 %
70 Plus	23,030	10.3 %
75 Plus	14,293	6.4 %

Universe: Total Population



MAG provides the data within these pages as a public resource of general information for use "as is." MAG provides this information with the understanding that it is not guaranteed to be accurate, correct or complete and any conclusions drawn from such information are the sole responsibility of the user. Further, MAG makes no warranty, representation or guaranty as to the content, sequence, accuracy, timeliness, or completeness of any of the spatial or database information provided herein. While every effort has been made to ensure the content, sequence, accuracy, timeliness, or completeness of materials presented within these pages, MAG assumes no responsibility for errors or omissions, and explicitly disclaims any representations and warranties, including, without limitation, the implied warranties of merchantability and fitness for a particular purpose. MAG shall assume no liability for:

Any errors, omissions, or inaccuracies in the information provided, regardless of how caused; or
Any decision made or action taken or not taken by viewer in reliance upon any information or data furnished hereunder.

Availability of MAG Map Server is not guaranteed. Applications, servers, and network connections may be unavailable at any time for maintenance or unscheduled outages. Outages may be of long duration. Users are cautioned to create dependencies on these services for critical needs.

THE FOREGOING WARRANTY IS EXCLUSIVE AND IN LIEU OF ALL OTHER WARRANTIES OF MERCHANTABILITY, FITNESS FOR PARTICULAR PURPOSE AND/OR ANY OTHER TYPE WHETHER EXPRESSED OR IMPLIED. In no event shall MAG become liable to users of these data, or any other party, for any loss or direct, indirect, special, incidental or consequential damages, including, but not limited to, time, money or goodwill, arising from the use or modification of the data.

To assist MAG in the maintenance and/or correction of the data, users should provide MAG with information concerning errors or discrepancies found in using the data. Please use the e-mail contact address at the bottom of the affected web page.

Please acknowledge the Maricopa Association of Governments as the source when Map Server data are used in the preparation of reports, papers, publications, maps, or other products.

To provide comments or report problems please contact: [Jason Howard, GIS Program Manager](#)

ATTACHMENT D

SEAGO Region Online Resources



Online Resources

[SEAGO Regional Mobility Management](#)

[SEAGO Region Transportation Providers](#)

[SEAGO/NACOG 2015-2017 Coordinated Training Plan](#)

[SEAGO Region Coordination Meeting Calendar](#)

[User-friendly Mobility Resource Website for Passengers & Providers](#)

[Facebook page: SEAGO Mobility Resource for Southeastern Arizona](#)

[Cochise Transit Plan](#)

ATTACHMENT E

SEAGO Region FY19

Intercity Transportation Providers



SEAGO INTERCITY PROVIDER LISTING

Cochise County

Benson/Bisbee/Douglas/Sierra Vista/Hereford/Palominas

Provider Name: Cochise Connection

Phone Number: 520.417.7400

Address: Douglas Visitor Center, 345 16th Street, Douglas AZ 85607

Website: www.CochiseConnection.com

Service Information: Service is provided 6 days a week to/from Douglas, Bisbee, Palominas, Hereford, and Sierra Vista, The bus is wheelchair accessible. Schedules are available online at www.CochiseConnection.com. Schedules are also available at the Douglas Visitor Center, Bisbee City Hall, and Vista Transit Center.

Benson/Willcox

Provider Name: Greyhound

Phone Number: 520.392.4790

Address: Benson Visitor Center, 249 E 4Th St Benson, AZ 85602

Website: www.greyhound.com

Service Information: Service is provided 7 days a week from Benson to El Paso and from Benson to Tucson/Phoenix. The bus departs to Tucson/Phoenix at 7:00am. The bus departs to El Paso at 2:00pm. This route also serves Willcox at the Freeway Texaco, 1203 W Rex Allen Drive. The bus is wheelchair accessible.

Provider Name: Amtrak (Sunset Limited)

Phone Number: 1.800.USA.RAIL

Address: Benson Visitor Center, 249 E 4Th St Benson, AZ 85602

Website: www.amtrak.com/servlet/Satellite?pagename=am/AM_Snippet_C/IBRoutes&Route=Sunset%20Limited

Service Information: Westbound service is provided 3 days a week (Tuesday/Thursday/Sunday) from Benson through Tucson to Los Angeles. Eastbound service is provided 3 days a week (Monday /Wednesday/Saturday) from Benson through El Paso to New Orleans. The train schedule is available at: www.amtrak.com/ccurl/762/581/Sunset-Limited-Schedule-031217.pdf.

Douglas

Provider Name: Transporte Direct Shuttle

Phone Number: 602.272.5555

Address: 231 E 1st St, Douglas, AZ 85607

Website: www.transportedirecto.info

Service Information: Service is provided 7 days a week from Douglas to Tucson and Phoenix. Shuttles depart every hour from 7:00am to 6:00pm. Vehicles are not wheelchair accessible.

Provider Name: Sergio's Shuttle

Phone Number: 520.805.0555

Website: None

Service Information: Service is provided 7 days a week from Douglas to Tucson and Phoenix. Shuttles depart every two hours from 9:00am to 6:00pm. Vehicles are not wheelchair accessible.

Provider Name: Arizona Department of Corrections

Phone Number: 520.364.7521

Address: 6911 N Bdi Blvd, Douglas, AZ 85607

Website: <https://corrections.az.gov/prisons>

Service Information: This is a van pool program that is strictly for Correctional Officers that work at the Douglas Prison Complex. Vans are provided for the Day Shift, Swing Shift, and the Mids Shift. These vans go from Sierra Vista to Bisbee to Douglas Prison Complex daily.

Sierra Vista

Provider Name: Greyhound

Phone Number: 520.392.4790

Address: 2050 E. Wilcox Drive, Sierra Vista, AZ 85635

Website: www.greyhound.com

Service Information: Service is provided twice a day 7 days a week from Tucson to Rio Rico/Nogales to Patagonia, to Sierra Vista to Tucson. The bus departs Sierra Vista Transit Center at 11:10am and 3:55pm each day. The bus is wheelchair accessible.

Provider Name: Huachuca Shuttle

Phone Number: 520.349.0349

Address: 3987 Fiscus Loop, Sierra Vista, AZ 85635

Website: www.huachucashuttle.com/

Service Information: Service is provided on a reservation basis. Shuttle service is provided from Sierra Vista to the Tucson Airport. Vehicles are not wheelchair accessible.

Provider Name: 3 Canyons Transit Company

Phone Number: 520.807.6713

Address: 4771 E Hereford Rd, Hereford, AZ 85615

Website: www.arizonasunshinetours.com/shuttle.html

Service Information: Service is provided on a reservation basis. Shuttle service is provided from Sierra Vista to the Tucson Airport. Vehicles are not wheelchair accessible.

Provider Name: Transportation Express

Phone Number: 520.249.4768

Address: 104 N 7th St Suite A, Sierra Vista, AZ 85635

Website: None

Service Information: Service is provided on a reservation basis. Shuttle service is provided from Sierra Vista to the Tucson Airport. Vehicles are not wheelchair accessible.

Provider Name: Slick Shuttle Service

Phone Number: 520.458.1888

Address: 4750 East highway 90, Sierra Vista, AZ 85635

Website: www.slicksshuttleservice.com

Service Information: Service is provided on a reservation basis. Shuttle service is provided from Sierra Vista to the Tucson Airport. Vehicles are not wheelchair accessible.

Willcox

Provider Name: Volunteer Interfaith Caregiver Program (VICaP)

Phone Number: 520.459.8146

Address: 2600 E. Wilcox Drive, Sierra Vista, AZ 85635

Website: www.vicapsv.org

Service Information: VICaP travels to Safford from Willcox 3 days a week (Monday, Wednesday and Friday) for dialysis treatment. They will also provide rides for medical, dental, and shopping for those in need.

Graham/Greenlee Counties

Safford-Thatcher

Provider Name: Greyhound

Phone Number: 1.800.231.2222

Address: 3775 W Main St., Thatcher, AZ

Website: www.greyhound.com

Service Information: Service is provided 7 days a week from Thatcher to El Paso and from Thatcher to Phoenix. The bus departs to Phoenix at 10:45am. The bus departs to El Paso at 11:30pm. This route also serves Bylas at 297 E. US Highway 70 and Duncan at 221 US Highway 70. The bus is wheelchair accessible.

San Carlos

Provider Name: San Carlos Apache Nnee Bich'o Nil Public Transit

Phone Number: 928.475.5011

Address: PO Box 871, Peridot, AZ 85542

Website: www.transitunlimited.org/Nnee_Bich%E2%80%99o_Nii_Transit (Schedule)

Service Information: Service is provided Monday through Friday. The bus departs San Carlos to Safford at 6:45am, 10:55am, and 4:45pm. The bus departs Safford to Sana Carlos at 8:15am, 1:25pm, and 6:30pm. This route also serves Bylas, Fort Thomas, Pima, and Thatcher. Please see website for times and bus stop locations. The bus is wheelchair accessible.

Santa Cruz County

Nogales

Provider Name: Arison Shuttles, LLC

Phone Number: 520.287.6059

Address: 30 N Terrace Ave., Nogales, AZ 85621

Website: <https://www.arisonshuttles.com/>

Service Information: Services are provided to your residence in Tucson or Phoenix. Shuttles depart from Nogales to Tucson every ½ hr. and from Nogales to Phoenix every 45 min. Vehicles are not wheelchair accessible.

Provider Name: Greyhound
Phone Number: 520.392.4790
Address: 769 E Frontage Rd, Rio Rico, AZ 85648
Website: www.greyhound.com

Service Information: Service is provided 7 days a week from Tucson to Rio Rico/Nogales to Patagonia, to Sierra Vista to Tucson. The bus departs the Pilot Truck Stop in Rio Rico at 9:25am each day. The bus is wheelchair accessible.

Provider Name: Natty's Nogales Shuttle Service
Phone Number: 520.287.8888
Address: 286 W Mix, Nogales, AZ 85621
Website: http://nattysshuttle.com/?page_id=735

Service Information: Service is provided on a reservation basis. Shuttle service is provided from Nogales to the Tucson Airport, to your residence or Shuttle location. Vehicles are not wheelchair accessible.

Provider Name: Shuttle Premier
Phone Number: 520.980-6719
Address: 49 N. Terrace Ave., Nogales, AZ 85621
Website: <http://www.shuttlepremier.com/>

Service Information: Services are provided to your residence in Tucson. Shuttles depart from Nogales to Tucson every ½ hr. They are also pick-up in Rio Rico Tubac, Green Valley and Sahuarita. Vehicles are not wheelchair accessible. Groups can be taken if reserved in advance.

Provider Name: TAP Royal
Phone Number: 520.287.9060
Address: 621 N Grand Ave D, Nogales, AZ 85621
Website: www.taproyal.com/

Service Information: Service is provided 7 days a week from Nogales to Tucson/Phoenix and provides connections to Las Vegas and Los Angeles from its Phoenix Transit Center.

Region Intercity Service Needs & Priorities

1. Intercity Bus Service that connects the Douglas and Bisbee FTA Section 5311 bus systems to the Sierra Vista (Vista Transit) FTA Section 5307 bus system.
2. Intercity Bus Service that connects the Sierra Vista (Vista Transit) FTA Section 5307 bus system to the National Intercity Bus System (Greyhound) in Benson, Arizona.
3. Intercity Bus Service that connects the City of Nogales to the National Intercity Bus System (Greyhound/TAP Royal) in Tucson, Arizona.
4. Intercity Bus Service that connects the City of Tombstone to Bisbee, Benson, and the National Intercity Bus System (Greyhound) in Benson, Arizona.