

A Mother's Prayer

Parents: Kids love days like today, Mother's Day. They love having the chance to celebrate and show love to the people in their lives who mean so much to them. There are so many ways to celebrate the special ladies God gives them in their lives. One way that we may often overlook, is the gift of prayer. When we teach kids to pray for each other, including their moms, they can offer prayers of thanks, praises, and requests to a God who hears them and loves them unconditionally, and loves them more than they can imagine.

Read: *1 Samuel 1: 9-10*

Once when they had finished eating and drinking in Shiloh, Hannah stood up. Now Eli the priest was sitting on his chair by the doorpost of the Lord's house. In her deep anguish Hannah prayed to the Lord, weeping bitterly.

Discuss: Who was crying? *Hannah*

What did she do while she was crying? *She prayed to God.*

Who heard her praying? *God heard her crying.*

How often can we pray to God? *Anytime we want to. God always hears our prayers and loves it when we talk to Him.*

Who can you pray for this week? *EX: My mom and all the special women God put into my life.*




Key Point: God Hears our Prayers

God	(Arm straight and finger pointed to heaven)
Hears our Prayers	(Hands folded in prayer)

Family Activity: Have fun today in celebration of the special ladies in your life! God has blessed you with women who love you and care for you in so many ways. If you are looking for an extra way to celebrate them, print off the coupons below, color them, fill them in and wrap them up for a great Mother's Day bonus gift.

Prayer: Thank you God for moms and all those special ladies who take care of us. We love that we can celebrate them today. Please watch over them and help them know how much you love them. We thank you and love you, God. Amen.

Next Steps: Pray for your mom and all of the special ladies God gave you in your life to take good care of you.



Think about the ways you can show mom how much you care.
Print, color, and cut out the coupons.