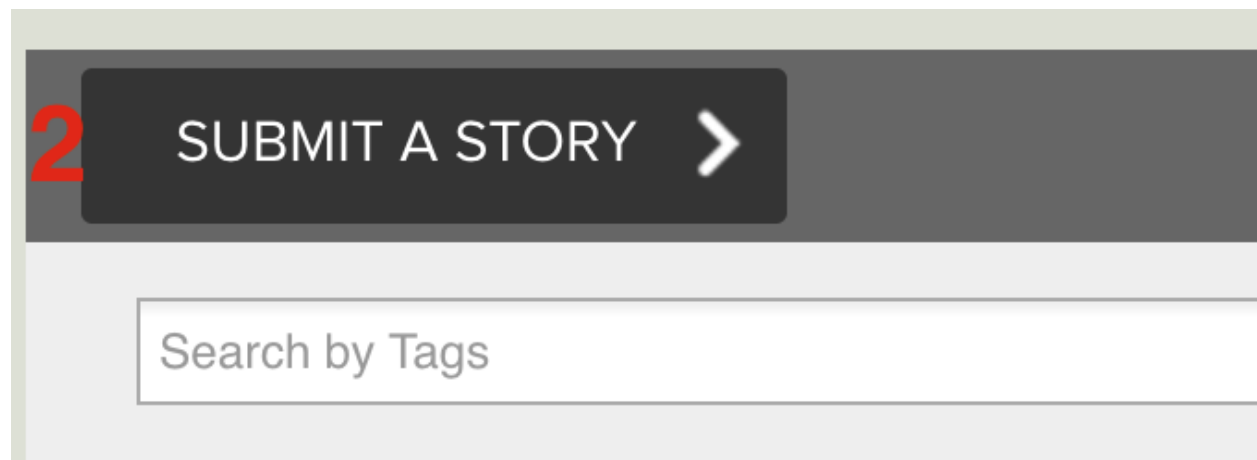
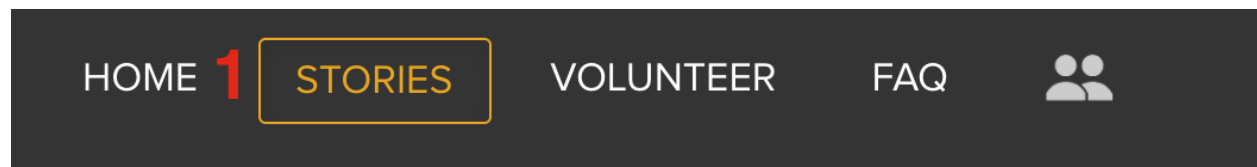


How to Share a Story

1. Click-on "Stories" in the navigation bar
2. Select "Submit a Story" and the story creation screen will appear.



How to Share a Story Continued

1. Enter Event Title (required)
2. Add all applicable tags for your story.
3. Enter your story text (required)
4. Upload an image for the story (required). [Note: Width: 4000 pixels, Height: 3000 pixels (4:3 ratio), 72 pixels/inch is recommended.]
5. Click "**Submit Story**" to post your story that you'll be able to see on the live site!



Write a Story

1 Making Wishes Come True

2 Children & Youth x

YouTube or Vimeo URL

How do I post a video?

3 **B** *I* U  

On Saturday, July 1st a group of Hines employees gathered together to walk at Make-A-Wish's Walk for Wishes to celebrate the thousands of wishes granted in their area over the past year! Not only did they get to raise money for more wishes in the future, but they met many wish kids who shared their stories of wishes they received in the past year.



4 

4

5

5 **SUBMIT STORY** 