

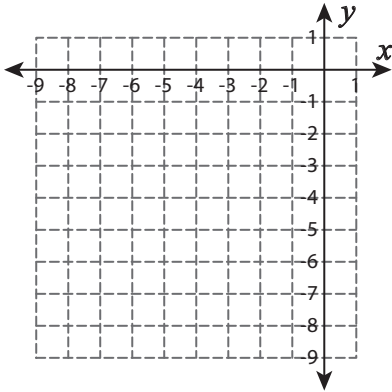
Function Table

T1L1S1

Complete the function table. Plot the points and graph the line.

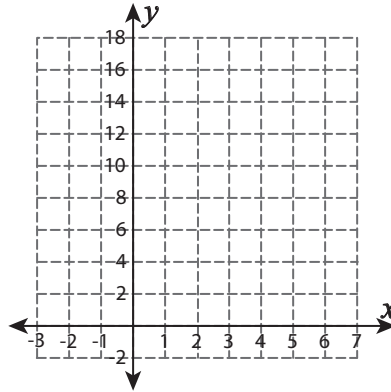
1) $f(x) = -x - 7$

x	-7	-5	-3	-2	0
$f(x)$					



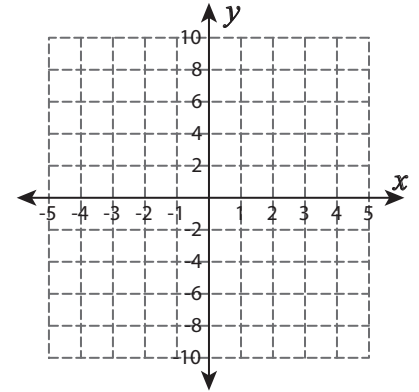
2) $f(x) = 5 + x$

x	-3	-1	3	5	7
$f(x)$					



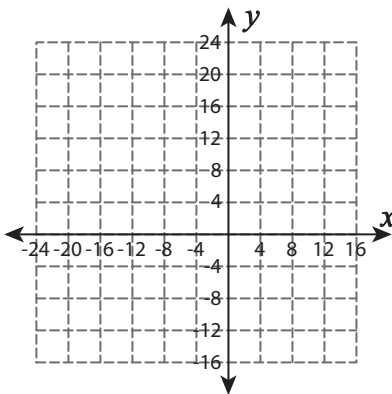
3) $f(x) = 4x - 6$

x	0	1	2	3	4
$f(x)$					



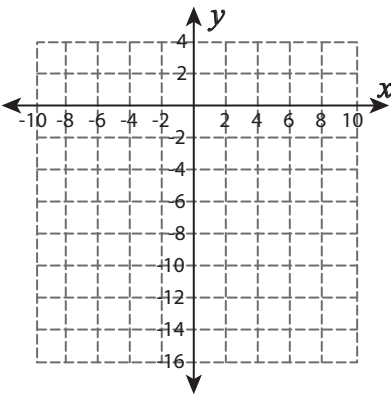
4) $f(x) = x + 4$

x	-20	-16	-8	0	4
$f(x)$					



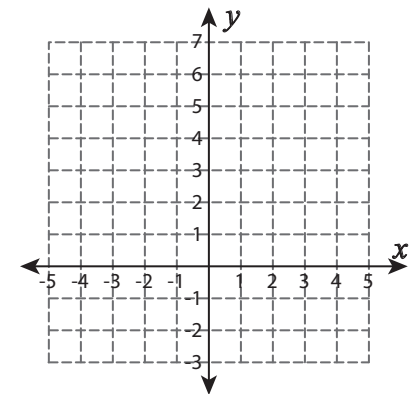
5) $f(x) = 2 - 2x$

x	0	2	4	6	8
$f(x)$					



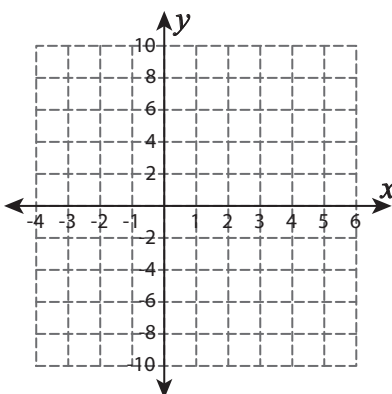
6) $f(x) = -2x + 3$

x	-2	-1	0	1	3
$f(x)$					



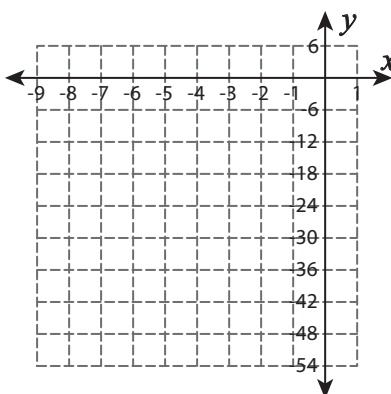
7) $f(x) = -2 + 2x$

x	-4	0	3	4	6
$f(x)$					



8) $f(x) = 6x$

x	-8	-6	-5	0	1
$f(x)$					



9) $f(x) = 3x - 6$

x	-5	-4	-3	-2	-1
$f(x)$					

